

ANNUAL REPORT 2022

AA+

Rated by: PACRA & VIS

AA+

Rated by: PACRA & VIS

KEY INFORMATION 2022

	Rupees in Million
01 Premium 2022 (Including Takaful Contribution)	8,539
02 Premium 2021 (Including Takaful Contribution)	6,580
03 Gross Claims	2,093
04 Total Assets	13,000
05 Profit Before Tax	1,199
06 Profit After Tax	922
07 Underwriting Results	1,123
08 Total Investments (Including Takaful Investments)	2,279
09 Shareholders Equity	3,978
10 Cash Dividend	45%

CONTENTS

COMPANY INFORMATION

Key Information	01
United International Group	04
Corporate Calendar	06
Vision / Mission Statement & Core Values	07
Board of Directors	08
Corporate Information	10
Key Management Personnel	11
Banks & Leasing Companies	12
The United Insurance Company at a Glance	13

INVESTOR INFORMATION

Six Years at a Glance	15
Vertical Analysis	16
Horizontal Analysis	18
Segmentwise Outline	20

CORPORATE GOVERNANCE

Chairman's Review Report	26
Chief Executive's Message	27
Directors Report to the members	28
دائريكتورز رپورت بنام اراكين	43
Report on Corporate and Financial Reporting Framework	44
Code of Conduct & Business Ethics	47
Independent Auditor's Review Report on the Statement of Compliance	48
Statement of Compliance with the Code of Corporate Governance for Listed Companies	49
Statement Under Section 46 (6) of the Insurance Ordinance, 2000	53
Pattern of Shareholding	54

FINANCIAL STATEMENTS

Independent Auditor's Report	59
Statement of Financial Position	65
Profit and Loss Account	66





Statement of Comprehensive Income	67
Cash flow Statement	68
Statement of Changes in Equity	70
Notes to the Financial Statements	71
WINDOW TAKAFUL OPERATIONS FINANCIAL STATEMENTS	
Independent Assurance Report on Compliance with Shariah Principles	131
Shariah Advisor's Report to the Board of Directors	133
Statement of Compliance with the Shariah Principles	134
Independent Auditor's Report	135
Statement of Financial Position	139
Profit and Loss Account	140
Statement of Comprehensive Income	141
Cash Flow Statement	142
Statement of Changes in Funds	144
Notes to the Financial Statements	145
OUR BRANCHES	
Conventional Branches	189
Window Takaful Branches	199
ANNUAL GENERAL MEETING	
Notice of Annual General Meeting	202
Notice of Annual General Meeting in Urdu	211
Proxy Form	213

UNITED INTERNATIONAL GROUP

We're leading our sector and working with our clients to advance the cause of sustainability — even in places where you might not expect us.





The United Insurance Company of Pakistan Ltd.

The United Insurance Company of Pakistan Limited, a leading insurance provider in Pakistan, was established in the year 1959 on the 20th day of October. It was operational in Pakistan including East Pakistan (now Bangladesh). UIC has established a large network of branches throughout Pakistan currently operating 151 branches all over Pakistan. UIC does General business including Group Health Insurance, Travel Insurance (Health), Travel Bonds & Guarantees, Livestock, and Crop Insurance.

UIC is a part of the United International Group (UIG) as well as the company is a public limited company listed on the Pakistan Stock Exchange Limited (Formerly Karachi Stock Exchange Limited).

Our traditional business model is based on cost-effective risk management solutions for our policyholders through the highest level of quality. We are dedicated to our customers as well as our shareholders to maximize their profits depending on the variables that are factored in with the investments. We are leading the insurance sector and working with our clients

to advance the cause of sustainability even in rural areas.

With our experience, global resources, and vision we aim to provide financial certainties and eliminate financial risk from this uncertain world. Hence our motto "Your risk is secure with us" serves this purpose.

AA+

Rated by: PACRA & VIS



CORPORATE CALENDAR 2022

Audit Committee and Board of Directors meeting to consider annual accounts of the Company for the year ended December 31, 2021.

**March 31
& April 01,
2022**



**April 23,
2022**

Annual General Meeting of Shareholders to consider annual accounts of the Company for the year ended December 31, 2021.

Audit Committee and Board of Directors meeting to consider quarterly accounts of the Company for the quarter ended March 31, 2022.

**April 27 &
28, 2022**



**August 10
& 11, 2022**

Audit Committee and Board of Directors meeting to consider half yearly accounts of the Company for the half year ended June 30, 2022.

Board of Directors & Extra Ordinary General Meeting to consider proposed investment in The United Life Assurance Company Limited & transfer of Share Deposit Money to related parties.

**September
24, 2022**



**October 27
& 28, 2022**

Audit Committee and Board of Directors meeting to consider quarterly accounts of the company or the quarter ended September 30, 2022.

VISION & MISSION STATEMENT

OUR VISION

As an Insurance Company – to be the “FIRST CHOICE”.

OUR MISSION

By adopting insurance technologies will meet the global requirements for the regulators’ compliances, enhance confidence of shareholders, conuntry’ business community & generate revenue in the shape of taxes.

CORE VALUES

UIC believes in providing high quality solutions to risk exposures to the fulfillment of its customers thought:

- Integrity : To treat every one fairly and honestly
- Customer Centricity : To put our customers at the heart of all we do
- Sustainable Value Creation : To create and sustain value for our customers, our shareholders, our people and society.
- Excellence : To aim for the highest quality and strive for continuous Improvement in all that we do
- Teamwork : To work together as a team

BOARD OF DIRECTORS



Muhammad Akram Shahid

CHIEF EXECUTIVE OFFICER

BOARD OF DIRECTORS



Jamil Ahmed Khan

CHAIRMAN



Muhammad Rahat Sadiq

DIRECTOR



Huma Waheed

DIRECTOR



Khawas Khan Niazi

DIRECTOR



Agha Ali Imam

DIRECTOR



Syed Rahat Ali Shah

DIRECTOR

CORPORATE INFORMATION

BOARD OF DIRECTORS

CHAIRMAN

Jamil Ahmed Khan

CHIEF EXECUTIVE OFFICER

Muhammad Akram Shahid

DIRECTORS

Khawas Khan Niazi

Muhammad Rahat Sadiq

Huma Waheed

Agha Ali Imam

Syed Rahat Ali Shah

ADVISORS

Major General (R) Asif Duraiz Akhtar

Sardar Khan

(Former Managing Director Universal Insurance Company Limited)

COMPANY SECRETARY

Athar A. Khan

CHIEF FINANCIAL OFFICER

Maqbool Ahmad

CHIEF INTERNAL AUDITOR

Abdul Mannan Munir

AUDITOR

M/S. RSM Avais

Hyder Liaquat Nauman

Chartered Accountants

LEGAL ADVISORS

Mohammed Farooq Sheikh (Advocate)

Mian Asghar Ali (Advocate)

TAX ADVISOR

M/S. Sarwars Chartered Accountants

CREDIT RATING AGENCIES

PACRA & VIS

INSURER FINANCIAL STRENGTH

AA+ (Double A Plus) The rating denotes a very strong capacity to meet policy holders and contract obligations. Risk factors are minimal and the impact of any adverse business and economic factors are expected to be extremely small.

COMPANY'S SHARE REGISTRAR

M/S. F.D.Registrar Services (Pvt) Ltd. 1705,17th Floor, Saima Trade Center, I.I.Chundrigar Road, Karachi.

WEB PRESENCE

www.theunitedinsurance.com



REGISTERED OFFICE

204, 2nd Floor, Madina City Mall, Abdullah Haroon Road, Saddar Karachi.

TEL: 021-35621460-2,

021-35221803-4

FAX: 021-35621459

Email:

info@theunitedinsurance.com

HEAD OFFICE

UIG House, 1 Upper Mall, Lahore

TEL: 042-35776475

UAN: 92-42-111-000-014

FAX: 92-42-35776486, 35776487

Email:

uicp@theunitedinsurance.com

KEY MANAGEMENT PERSONNEL

CONVENTIONAL BUSINESS

HEAD OF CONVENTIONAL BUSINESS

Tajammal Iqbal

CHIEF OPERATING OFFICER/ EXECUTIVE DIRECTOR

Amir Hameed

SR. EXECUTIVE DIRECTOR UNDERWRITING

S.M. Qaiser Imam

SR. EXECUTIVE DIRECTOR/ GROUP COUNTRY MANAGER

Dr. Murtaza Mughal

JOINT DIRECTOR OPERATIONS - UNDERWRITING

Tayyab Bashir

SR. GENERAL MANAGER RE-INSURANCE

Abrar Ahmed Khan Minhas

GENERAL MANAGER HR & R

Wakeel Ahmed Mirza

GENERAL MANAGER HEALTH / TRAVEL

Kashif Shafique

GENERAL MANAGER ADMINISTRATION

Maj.(R) Nadeem Iqbal Naz

CHIEF COMPLIANCE OFFICER

Ali Hassan Bhatti

CHIEF INFORMATION SECURITY OFFICER

Munir Ahmad

DEPUTY GENERAL MANAGER - CLAIMS

Kamran Zaman

DEPUTY GENERAL MANAGER- UNDERWRITING (CO-INSURANCE)

Manzoor Hussain Mirza

A.G.M REINSURANCE

Naeem Ahmed Babar

CHIEF MANAGER (WEB)

Mohammed Arshad

HEAD OF AGRICULTURE

Zulfiqar Ahmed

SR. MANAGER COORDINATION

Tahira Ashar

WINDOW TAKAFUL OPERATIONS

EXECUTIVE DIRECTOR - FINANCE/HEAD OF TAKAFUL OPERATIONS

Raja Naeem Tariq

HEAD OF TAKAFUL BUSINESS/ DEPUTY MANAGING DIRECTOR

Shakeel Ahmed

SHARIAH ADVISOR

Mufti Farhan Farooq

SHARIAH COMPLIANCE OFFICER

Saad Munir Malik

EXECUTIVE DIRECTORS (MARKETING)

Mian Muhammad Anwar Zahid

Zarrar Ahmed Butt

Mian Kashif Rasheed

Ch. Aslam Feroze

Rizwan-Ul-Haq

Shafaqat Ali Goraya

Syed Hassan Nadeem

Ch. Shamas-ul-Haq

Kh. Adnan Hassan

Muhammad Mazhar Shah

Malik Khurram Mansoor

Nauman-ul-Haq

Tanveer Ahmad Bhatti

JOINT DIRECTORS (MARKETING)

Aslam Rajpoot

Mian Muhammad Rafi

Faisal Javaid

Chaudhary Iqbal Tahir

Zafar Mahmood

Hassan Bin Dawood

Malik Azhar Ahmad

Mujeeb-ur-Rehman Khokhar

Mian Muhammad Asif

Raheel Zia

Rana Muhammad Ashraf

Shahid Hussain Chishti

Junaid Akhtar Samoo

Mumtaz Ahmad Kahlon

Makhdoom Tahir Hussain

Malik Meharban Khan

Junaid Memon

Brig.(R) M. Aslam Khan

Muhammad Saif-ud-din Sheikh

Muhammad Ashraf Kharl

Azhar Hussain

BANKS & LEASING COMPANIES

BANKS

State Bank of Pakistan
National Bank of Pakistan
Bank Al-Habib Limited
Soneri Bank Limited
Bank Alfalah Limited
Meezan Bank Limited
SME Bank Limited
The Bank of Khyber
Summit Bank Limited
Silk Bank Limited
Samba Bank Limited
Zarai Taraqiati Bank Limited
Sindh Bank Limited
The Bank of Punjab
First Women Bank Limited
The Punjab Provincial Cooperative Bank Limited
Allied Bank Limited
Habib Bank Limited
MCB Bank Limited
United Bank Limited
Al Baraka Bank (Pakistan) Limited
Askari Bank Limited
Dubai Islamic Bank Pakistan Limited
Faysal Bank Limited
Standard Chartered Bank (Pakistan) Limited
Habib Metropolitan Bank Limited
Karakoram Cooperative Bank Limited
JS Bank Limited
Bank Islami Pakistan Limited
Bank of Azad Jammu and Kashmir
MCB Islamic Bank Limited
Industrial Development Bank of Pakistan Limited
Citi Bank N.A
Deutsche Bank AG
Industrial & Commercial Bank of China
Bank of China Limited

LEASING COMPANIES

OLP Financial Services Pakistan Limited
Pak-Gulf Leasing Company Limited
Primus Leasing Limited
Saudi Pak Leasing Company Limited
Security Leasing Corporation Limited

SME Leasing Limited
Grays Leasing Limited

MICRO FINANCE BANKS

APNA Microfinance Bank Limited
Khushhali Microfinance Bank Limited
Pak-Oman Microfinance Bank Limited
The First Microfinance Bank Limited
U Microfinance Bank Limited
NRSP Microfinance Bank Limited
Telenor Microfinance Bank Limited
Mobilink Microfinance Bank Limited
HBL Microfinance Bank Limited
Advans Pakistan Microfinance Bank Ltd
Sindh Microfinance Bank Limited
FINCA Microfinance Bank Limited
Kashaf Foundation

DEVELOPMENT FINANCIAL INSTITUTIONS

Pakistan Kuwait Investment Company Limited
Pak Oman Investment Company Limited
Pak-Brunei Investment Company Limited
Pak Libya Holding Company Limited
Saudi Pak Industrial & Agricultural Investment Company Ltd.
House Building Finance Company Limited
PAIR Investment Company Limited
Pak China Joint Investment Company Ltd
Pakistan Mortgage Refinance Company Limited

NBFI & MODARABA

Crescent Standard Modaraba
Escorts Investment Bank Limited
First Equity Modaraba
First Habib Modaraba
First Fidelity Leasing Modaraba
First National Bank Modaraba
First Paramount Modaraba
Habib Metro Modaraba
KASB Modaraba
ORIX Modaraba
Sindh Modaraba
Trust Modaraba

THE UNITED INSURANCE AT A GLANCE

- United Insurance is a member Company of “United International Group”.
- Operating Since 1959, dealing in all areas of General Insurance business.
- One of the premier general insurance companies of Pakistan.
- First insurance company to obtain Window Takaful Operator License from SECP
- Rated AA+ which signifies very High Financial Capacity to meet Policy holders and contract obligations.
- Very strong Reinsurance arrangements with world renowned reinsurers.
- Focused on prompt settlement of claims.
- Extending success into new challenges.
- Pioneer of crop & live stock insurance

AA+

Rated by: PACRA & VIS

Sales	Sales 1	Sales 2	Sales 3	Sales 4
Jan	12453	16754	90565	85674
Feb	14677	43456	51211	76325
Mar	16750	14422	54562	54525
Apr	14562	14562	14562	14562
May	14562	14562	14562	14562
Jun	14562	14562	14562	14562
Jul	14562	14562	14562	14562
Aug	14562	14562	14562	14562
Sep	14562	14562	14562	14562
Oct	14562	14562	14562	14562
Nov	14562	14562	14562	14562
Dec	14562	14562	14562	14562



*“We Are **Making**
Something **Different**”*

SIX YEARS AT A GLANCE

SIX YEARS AT A GLANCE

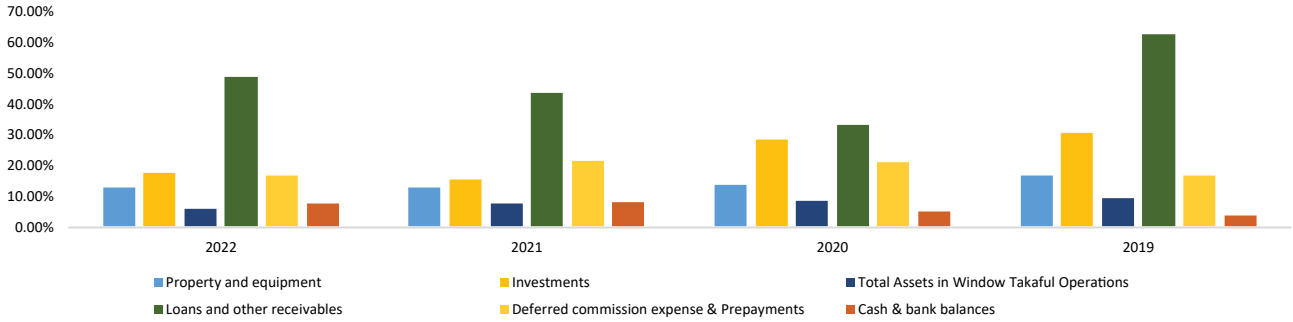
(RUPEES IN MILLION)

	2022	2021	2020	2019	2018	2017
FINANCIAL DATA - CONVENTIONAL						
		Re-Stated				
Ordinary share capital	2,950.000	2,950.000	2,950.000	2,601.017	2,261.754	2,001.552
Reserves	29.954	42.460	52.846	49.899	58.204	46.613
Total Equity	3,977.646	4,020.342	3,754.097	3,437.546	3,043.496	2,641.890
Underwriting provisions	6,226.083	4,450.280	4,277.408	3,666.234	3,419.505	3,087.593
Investments including associate	1,825.229	1,398.767	2,531.528	2,298.614	1,762.342	1,301.523
Total Assets	13,000.425	10,245.939	9,860.745	8,183.063	6,895.465	6,213.248
Property and equipment	1,773.806	1,248.329	1,243.134	1,245.612	774.641	810.596
Cash & bank balances	894.345	764.875	457.297	266.126	542.589	490.059
Loans and other receivables	1,181.328	1,443.962	129.665	126.657	158.735	178.082
OPERATING DATA - CONVENTIONAL						
Written gross premium	6,436.692	5,196.471	4,920.602	4,310.794	4,227.348	4,163.546
Net insurance premium	3,379.932	2,722.938	1,868.698	2,541.595	2,574.381	2,678.708
Net insurance claims	755.697	533.540	438.671	1,153.501	2,730.465	1,287.193
Management expenses	1,246.478	1,045.197	919.975	917.014	832.410	921.226
Premium deficiency income/(expense)	5.895	-5.895	37.162	-1.165	-17.269	-17.032
Underwriting results	1,123.118	980.486	451.682	351.574	323.246	221.312
Investment income	110.991	63.603	57.171	67.101	8.365	67.205
Profit before tax	1,199.179	759.878	534.400	609.114	562.701	487.345
Income tax expense	277.460	248.163	119.846	207.523	173.478	195.061
Profit after tax	921.719	511.715	414.555	401.591	389.223	292.284
FINANCIAL RATIOS - CONVENTIONAL						
Profit before tax / Written gross premium (%)	18.630	14.623	10.860	14.130	13.311	11.705
Profit before tax / Net insurance premium (%)	35.479	27.907	28.597	23.966	21.858	18.193
Profit after tax / Written gross premium (%)	14.320	9.847	8.425	9.316	9.207	7.020
Profit after tax / Net insurance premium (%)	27.270	18.793	22.184	15.801	15.119	10.911
Management expenses / Written gross premium (%)	19.365	20.114	18.696	21.272	19.691	22.126
Management expenses / Net insurance premium (%)	36.879	38.385	49.231	36.080	32.334	34.391
Underwriting results / Net insurance premium (%)	33.229	36.008	24.171	13.833	12.556	8.262
Net insurance claims / Net insurance premium (%)	22.358	19.594	23.475	45.385	106.063	48.053
Return on Assets (%)	7.090	4.994	4.204	4.908	5.645	4.704
RETURN TO MEMBERS - CONVENTIONAL						
Return on Total equity - PBT (%)	30.15	18.90	14.24	17.72	18.49	18.45
Return on Total equity - PAT (%)	23.17	12.73	11.04	11.68	12.79	11.06
Earning Per Share (Rs.)	3.12	1.73	1.41	1.36	1.50	1.29
Price earning ratio (times)	2.44	4.62	5.73	7.06	7.91	12.00
Market value at end of year (Rs.)	7.60	8.00	8.08	9.60	11.86	15.48
Highest value during the year (Rs.)	10.25	8.43	9.95	11.820	12.700	26.610
Lowest value during the year (Rs.)	6.93	6.8	6.81	5.700	10.460	13.750
Stock dividend per share (Rs.)	0.00	0.00	1.13	1.15	1.13	1.11
Cash dividend per share (Rs.)	4.50	1.00	0.60	-	-	1.00
Total assets per share (times)	44.069	34.732	33.426	31.461	30.487	31.042
LIQUIDITY / LEVERAGE RATIO - CONVENTIONAL						
Total assets turnover (times)	2.02	1.97	2.00	1.90	1.63	1.49
Property and equipment turnover (times)	0.28	0.24	0.25	0.29	0.18	0.19
Total liability / Total equity (times)	2.09	1.46	1.51	1.25	1.2393	1.3205
Return on capital employed (%)	30.15	18.90	14.24	17.72	18.49	18.45
Ordinary share capital / Total assets (%)	22.69	28.79	29.92	31.79	32.80	32.21
Total equity / Total assets (%)	30.60	39.24	38.07	42.01	44.14	42.52
DISTRIBUTION - CONVENTIONAL						
Bonus share (Rs.)	0.00	0.00	1.13	1.15	1.13	1.11
Bonus share (%)	0.00%	0.00%	13.41%	15%	13.00%	11.00%
Cash dividend share (Rs.)	4.50	1.00	0.60	-	-	1.00
Cash dividend share (%)	45%	10%	6.0%	0%	0%	10%
Total distributions (%)	45%	10%	14.01%	15%	13%	21%

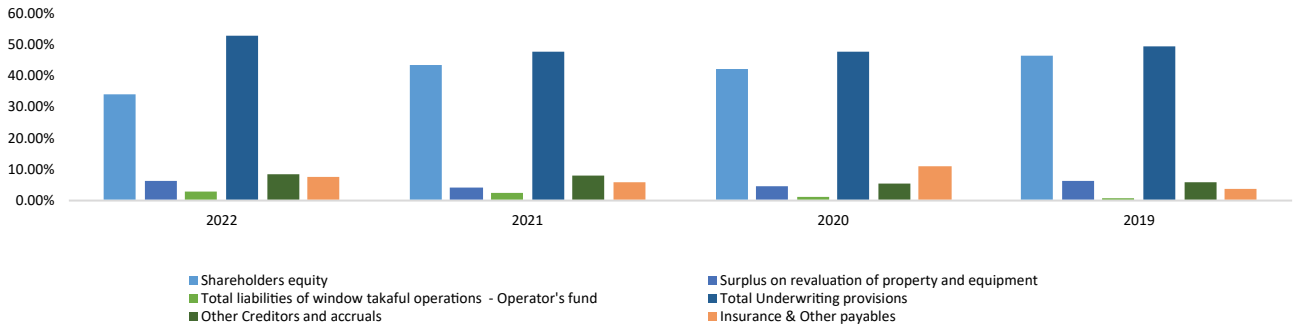
VERTICAL ANALYSIS

	YEARS			
	2022	2021	2020	2019
STATEMENT OF FINANCIAL POSITION		Re-Styled		
Property and equipment	11.58%	11.66%	12.27%	15.22%
Intangible assets	0.14%	0.01%	0.02%	0.03%
Investment property	1.93%	0.51%	0.32%	0.06%
Investments in associate	0.00%	3.42%	19.61%	19.15%
Investments				
Equity securities	0.22%	0.30%	0.49%	0.70%
Debt securities	9.37%	6.03%	3.85%	3.62%
Term deposits	4.44%	3.90%	1.73%	4.62%
Total assets of Window Takaful Operations - Operator's fund	5.31%	7.09%	7.65%	8.66%
Loans and other receivables	9.09%	14.09%	1.44%	29.60%
Insurance / Reinsurance receivables	12.40%	11.11%	15.18%	10.77%
Reinsurance recoveries against outstanding claims	23.29%	14.63%	13.69%	17.27%
Deferred commission expense / Acquisition cost	2.44%	3.66%	2.16%	2.93%
Prepaid reinsurance premium ceded	12.91%	16.12%	16.96%	12.15%
Cash & bank balances	6.88%	7.47%	4.64%	3.25%
TOTAL ASSETS	100%	100%	100%	100%
TOTAL EQUITY AND LIABILITIES				
Ordinary share capital	22.69%	28.79%	29.92%	31.79%
Reserves	0.23%	0.41%	0.54%	0.61%
Unappropriated profit	7.67%	10.03%	7.62%	9.61%
Surplus on revaluation of property and equipment	5.41%	3.31%	3.86%	5.31%
Total liabilities of window takaful operations - Operator's fund	2.30%	1.85%	0.45%	0.02%
Outstanding claims including IBNR	28.91%	19.60%	17.83%	23.11%
Unearned premium reserves	17.06%	20.91%	23.55%	18.94%
Premium deficiency reserves	0.00%	0.06%	0.00%	0.45%
Unearned Reinsurance Commission	1.93%	2.87%	1.99%	2.29%
Deferred taxation	1.16%	1.23%	1.53%	2.15%
Borrowings	0.64%	0.91%	0.93%	0.95%
Insurance / reinsurance payables - Due to insurers/re-insurers	6.03%	4.19%	8.74%	2.02%
Other Creditors and Accruals	2.88%	3.16%	1.15%	0.83%
Taxation - provision less payment	3.10%	2.68%	1.88%	1.91%
TOTAL EQUITY AND LIABILITIES	100%	100%	100%	100%
PROFIT AND LOSS ACCOUNT				
Net insurance premium	100%	100%	100%	100%
Net insurance claims	-22.36%	-19.59%	-23.47%	-45.38%
Premium deficiency income/(expense)	0.17%	-0.22%	1.99%	-0.05%
Net Commission and other acquisition costs	-7.71%	-5.80%	-5.11%	-4.66%
Management expenses	-36.88%	-38.38%	-49.23%	-36.08%
Other expenses	-1.05%	-0.48%	-0.37%	-0.19%
Finance cost	-1.90%	-1.35%	-0.34%	-0.23%
Investment income	3.28%	2.34%	3.06%	2.64%
Rental income	0.06%	0.09%	0.15%	0.09%
Other income	1.76%	1.19%	0.95%	1.95%
Share of loss / impairment of investment in associate	0.00%	-11.18%	0.89%	0.94%
Profit of Window Takaful Operations - Operator's fund	0.10%	1.29%	0.09%	4.94%
Income tax expense	8.21%	9.11%	6.41%	8.17%
Profit for the year	35.48%	27.91%	15.80%	15.80%

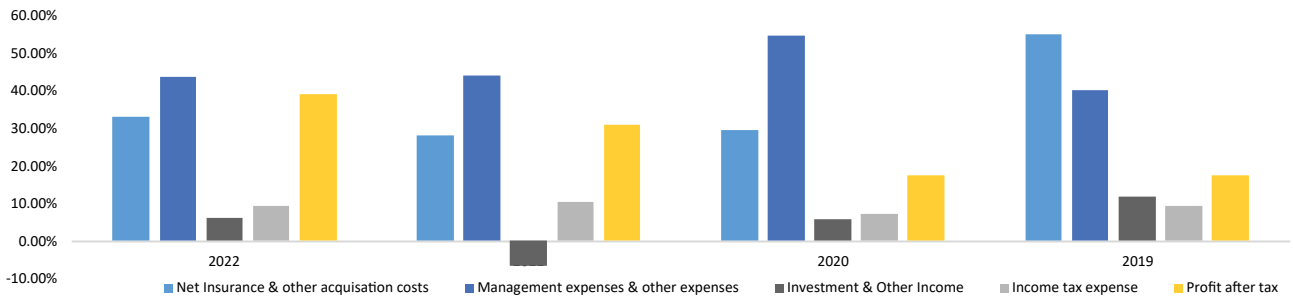
Vertical Analysis - Total Assets



Vertical Analysis - Equity and Liabilities



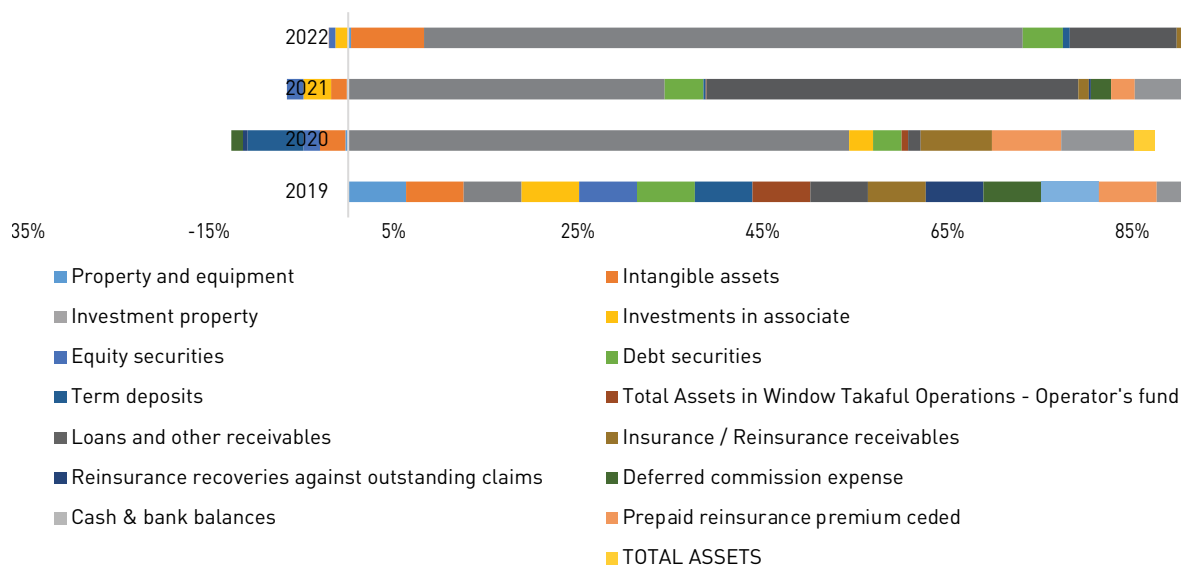
Vertical Analysis - Profit & Loss Account



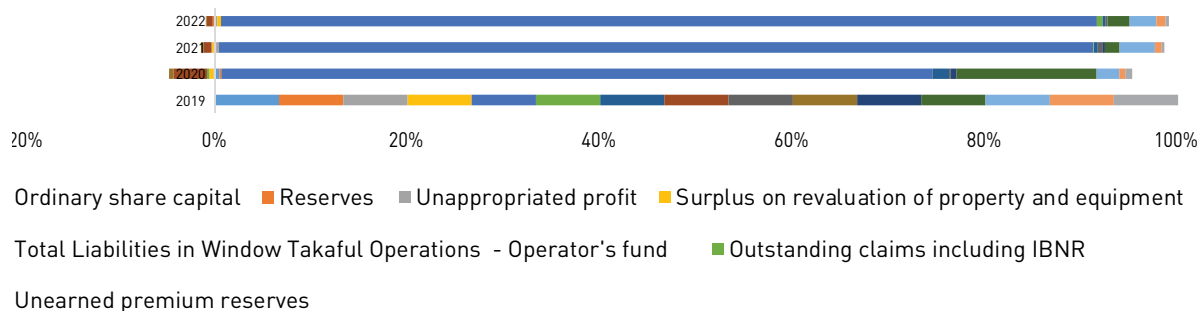
HORIZONTAL ANALYSIS

	YEARS			
	2019	2020	2021	2022
STATEMENT OF FINANCIAL POSITION	Base Year		Re-Styled	
Property and equipment	100	-2.86%	-4.07%	20.84%
Intangible assets	100	-25.00%	-43.75%	568.11%
Investment property	100	491.60%	884.93%	4661.92%
Investments in associate	100	23.39%	-77.64%	-100.00%
Equity securities	100	-16.05%	-46.36%	-49.26%
Debt securities	100	28.16%	108.61%	311.61%
Term deposits	100	-54.99%	5.88%	52.89%
Total assets of Window Takaful Operations - Operator's fund	100	6.45%	2.50%	-2.47%
Loans and other receivables	100	12.18%	1040.06%	832.70%
Insurance / Reinsurance receivables	100	69.84%	29.13%	82.81%
Reinsurance recoveries against outstanding claims	100	-4.52%	6.02%	114.17%
Deferred commission expense	100	-11.29%	56.45%	32.03%
Prepaid reinsurance premium ceded	100	68.18%	66.04%	68.80%
Cash & bank balances	100	71.83%	187.41%	236.06%
TOTAL ASSETS	100	20.50%	25.21%	58.87%
TOTAL EQUITY AND LIABILITIES				
Ordinary share capital	100	13.42%	13.42%	13.42%
Reserves	100	5.91%	-14.91%	-39.97%
Unappropriated profit	100	-4.50%	30.67%	26.83%
Surplus on revaluation of property and equipment	100	-12.43%	-21.89%	62.09%
Total liabilities of window takaful operations - Operator's fund	100	2138.57%	9392.81%	14882.53%
Outstanding claims including IBNR	100	-7.02%	6.18%	98.70%
Unearned premium reserves	100	49.82%	38.17%	43.04%
Premium deficiency reserves	100	-100.00%	-84.14%	-100.00%
Unearned Reinsurance Commission	100	4.76%	56.88%	33.68%
Deferred taxation	100	-13.88%	-28.00%	-14.33%
Borrowings	100	17.55%	19.70%	6.44%
Insurance / reinsurance payables - Due to insurers/re-insurers	100	421.55%	159.54%	373.90%
Other Creditors and Accruals	100	67.98%	378.03%	453.03%
Taxation - provision less payment	100	18.59%	75.35%	157.37%
TOTAL EQUITY AND LIABILITIES	100	20.50%	25.21%	58.87%
PROFIT AND LOSS ACCOUNT				
Net insurance premium	100	-26.48%	7.13%	32.98%
Net insurance claims	100	-61.97%	-53.75%	-34.49%
Reversal / (provision) of premium deficiency reserve	100	-3290.34%	406.11%	-606.11%
Net Commission and other acquisition costs	100	-19.27%	33.36%	120.15%
Management expenses	100	0.32%	13.98%	35.93%
Investment income	100	-14.80%	-5.21%	65.41%
Rental income	100	19.37%	6.90%	-9.25%
Other income	100	-64.00%	-34.72%	19.83%
Other expenses	100	41.58%	166.52%	629.25%
Finance cost	100	10.28%	532.47%	1007.20%
Share of loss / impairment of investment in associate	100	-30.46%	-1378.52%	-100.00%
Profit of Window Takaful Operations - Operator's fund	100	-98.64%	-71.98%	-97.36%
Income tax expense	100	-42.25%	19.58%	33.70%
Profit for the year before income tax expense	100	3.23%	89.22%	198.61%

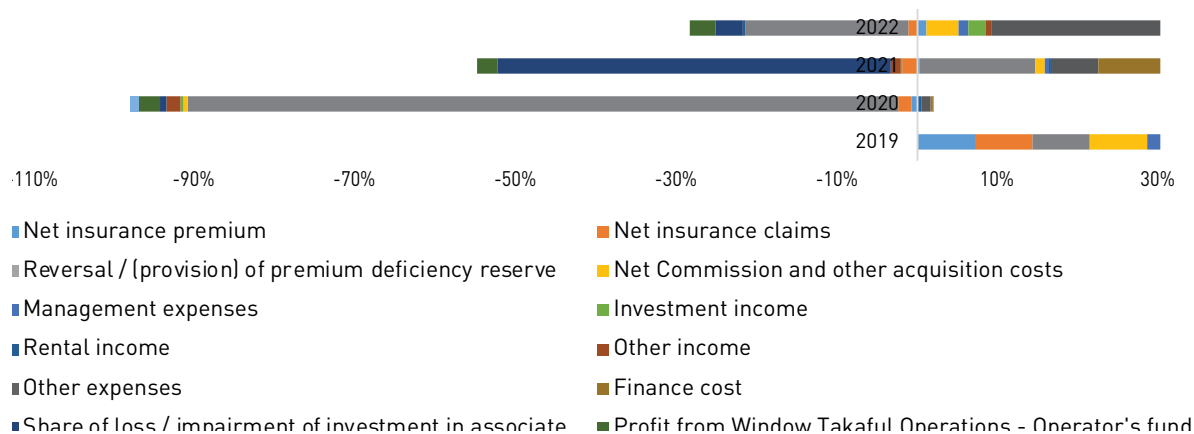
Horizontal Analysis Total Assets



Horizontal Analysis Equity & Liabilities



Horizontal Analysis Profit & Loss Account



SEGMENTWISE OUTLINE



FIRE AND PROPERTY DAMAGE

Riot and Strike Damage

This policy provides coverage against loss or damage caused due to riot & strike or civil commotion or malicious damage due to any person who is member of an organization which aim is to overthrow any legal or de facto Government by terrorism or violence.

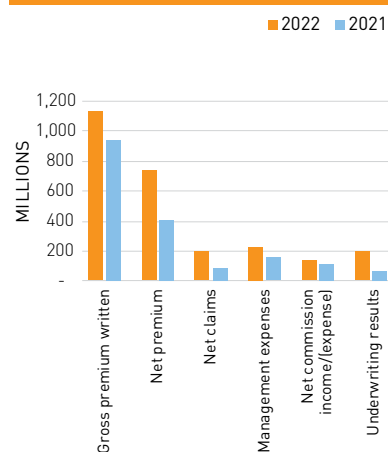
Allied Perils

This is the most important and basic form of insurance and is essential for all types of business concerns. Fire and Allied Perils Insurance provides comprehensive cover in respect of loss of or damage to your property against fire and lightning. To further safeguard the interest of our valued clients the policy can be extended to cover riot and strike damage, malicious damage, atmospheric disturbance, earthquake (fire and shock), explosion, impact damage, aircraft damage etc.

	2022	2021	Change %
	Rupees	Rupees	
Gross premium written	1,127,151,617	932,542,990	20.87
Net premium	729,138,417	401,427,613	81.64
Net claims	187,480,896	78,903,045	137.61
Management expenses	218,275,162	154,087,627	41.66
Net commission (income)/expense	133,829,649	107,387,293	24.62
Underwriting results	189,552,710	61,049,648	210.49

Claim ratio	25.71%	19.66%
Expense ratio	29.94%	38.38%
Combined ratio	74.00%	84.79%

FIRE



SEGMENTWISE OUTLINE



MARINE, AVIATION AND TRANSPORT

Marine Cargo

Marine Cargo insurance protects all goods while in transit depending upon the needs of client. Three broad types of cover are available i.e. Institute Cargo Clauses "A", "B" & "C". The cover takes care of risks associated with different modes of transportation.

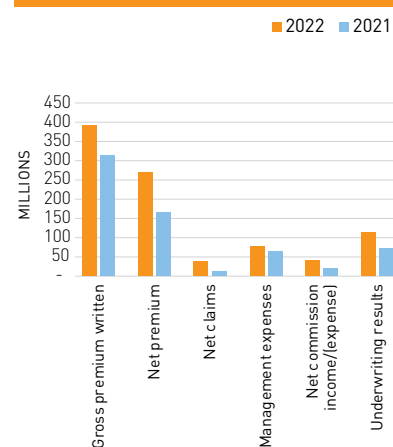
Marine Hull Insurance

This cover is available for ocean going vessels, barges, tugs, dredgers, fishing trawlers, yachts, wooden dhows, pleasure/speed boats etc., under Institute Time Clauses Hulls. Cover is also provided for last breakup voyages from Karachi anchorage to Gadani.

	2022	2021	Change %
	Rupees	Rupees	
Gross premium written	388,980,446	312,099,975	24.63
Net premium	267,128,212	162,808,058	64.08
Net claims	37,624,606	10,921,578	244.50
Management expenses	75,326,840	62,493,726	20.54
Net commission (income)/expense	40,828,032	18,077,220	125.85
Underwriting results	113,348,734	71,315,534	58.94

Claim Ratio	14.1%	6.7%
Expense Ratio	28.20%	38.38%
Combined Ratio	57.57%	56.20%

MARINE



SEGMENTWISE OUTLINE



MOTOR

Auto Sure Plan - Auto Insurance with free Tracker Risks Covered

Accidental External means.
Riots, Strikes & Malicious Damages
Theft.
Fire, External explosion, self-ignition or lightning or frost.
Third Party Liability.

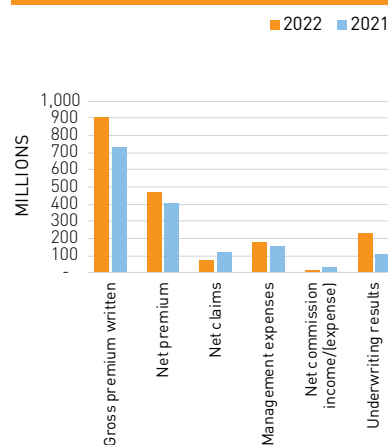
Value Added Features:

- Free towing to the nearest workshop.
- Get your car repaired from the workshop of your own choice.
- UIC claim experts will help in getting the Final Police Investigation Report.
- Free death repatriation of the driver within Pakistan.
- Funeral expenses & arrangements for the said person will be borne by UIC.
- No hidden taxes & charges.
- We commit to settle all theft and total loss claims within 30 days after reporting/submission of requisite documents.

	2022	2021	Change %
	Rupees	Rupees	
Gross premium written	904,396,978	726,662,917	24.46
Net premium	472,808,866	400,792,575	17.97
Net claims	67,439,383	117,546,320	42.63
Management expenses	175,138,282	153,843,869	13.84
Net commission (income)/expense	2,045,328	27,091,615	92.45
Underwriting results	228,185,873	102,310,771	123.03

Claim Ratio	14.26%	29.33%
Expense Ratio	37.04%	38.38%
Combined Ratio	51.74%	74.47%

MOTOR



SEGMENTWISE OUTLINE



CROP

Crop Insurance

Financial protection against natural disasters, fire & lightning and insect / pets attack on standing crop.

Farmer

- Project his source of credit and debit carrying capacity.
- Low premium rates.

Lender (Bank)

Protected against default when crops fail.

Insurer

Selling and administration cost is greatly reduced due to larger business volume / turnover.

Farmer

Mandatory for all borrower farmers.

Crops Covered

All field Crops.

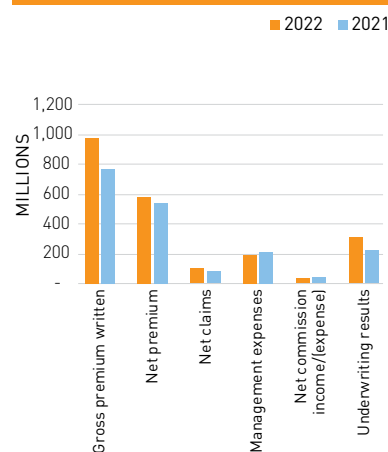
Types of Cover

The consortium provides two types of cover:

1. Catastrophe Area Loss Cover (CALC)
2. Catastrophe Individual Loss Cover (CILC)

	2022	2021	Change %
	Rupees	Rupees	
Gross premium written	973,740,720	762,753,774	27.66
Net premium	575,891,361	534,967,406	7.65
Net claims	100,358,570	80,101,005	25.29
Management expenses	188,566,836	205,346,757	8.17
Net commission (income)/expense	24,005,381	33,266,646	27.84
Underwriting results	310,971,336	216,252,998	43.80
Claim Ratio	17.43%	14.97%	
Expense Ratio	32.74%	38.38%	
Combined Ratio	54.34%	59.58%	

CROP



SEGMENTWISE OUTLINE



MISCELLANEOUS

Workmen's Compensation

Employees are the most precious assets and result in the growth and prosperity for any organization. To protect the rights of this invaluable asset Workmen Compensation / Employer Liability Insurance provides coverage for any legal liabilities of the employers arising out of and in the course of employment as per Workmen Compensation Act, Fatal Accident Act, or as per Common Law.

Cash in Transit Insurance

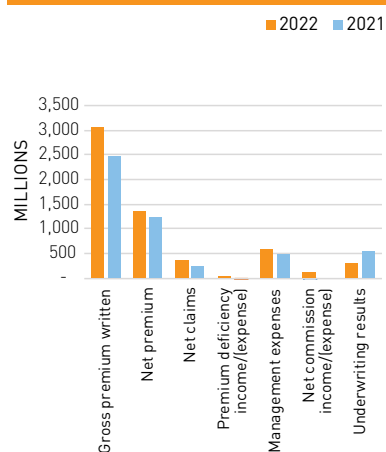
This policy provides coverage against loss of money whilst in transit due to forcible, violent, external and visible means.

Accident Coverage


This cover operates 24 hours and on worldwide basis. It provides for payment of specified capital benefits following accidental death, bodily injury, permanent total disablement, permanent partial disablement, temporary total and temporary partial disablement caused by an accident. In addition the cover also provides reimbursement of emergency transportation to the nearest hospital and expense incurred for preparation and transportation of the mortal remains of the insured person from the place of death to home and can also be extended to cover medical expenses.

	2022 Rupees	2021 Rupees	Change %
Gross premium written	3,042,422,121	2,462,411,686	23.55
Net premium	1,334,965,173	1,222,941,871	9.16
Net claims	362,793,849	246,068,073	47.44
Premium deficiency income/(expense)	5,895,297	(5,895,297)	200.00
Management expenses	589,171,122	469,425,136	25.51
Net commission (income)/expense	107,836,338	[28,003,700]	485.08
Underwriting results	281,059,161	529,557,065	46.93
Claim Ratio	27.18%	20.12%	
Expense Ratio	44.13%	38.38%	
Combined Ratio	79.39%	56.22%	

MISCELLANEOUS



SEGMENTWISE OUTLINE



OVERALL

Fire & Property Damage Insurance:

- Fire & allied perils
- Property all risk
- Industrial all risk
- Burglary
- Contractors all risk
- Machinery breakdown

Marine Aviation & Transport Insurance

- Marine Cargo Export
- Marine Cargo Import
- Marine Cargo inland transit
- Marine hull

Motor Insurance

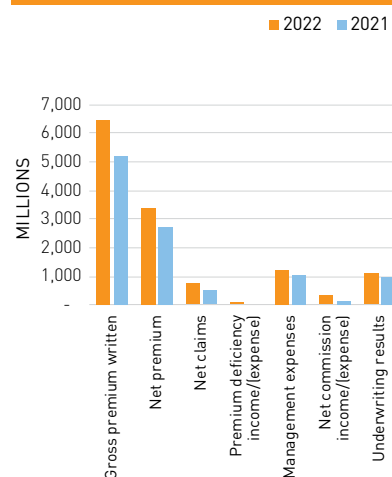
- Commercial vehicle comprehensive
- Private vehicle comprehensive
- Motor cycle comprehensive
- Motor third party liability

Miscellaneous Insurance

- Performance bond
- Maintenance bond
- Cash in safe
- Cash in transit
- Workmen's compensation
- Travel
- Aviation
- Health
- Live Stock
- Crop

	2022	2021	Change %
	Rupees	Rupees	
Gross premium written	6,436,691,882	5,196,471,342	23.87
Net premium	3,379,932,029	2,722,937,523	24.13
Net claims	755,697,304	533,540,021	41.64
Premium deficiency income/(expense)	5,895,297	[5,895,297]	200.00
Management expenses	1,246,478,241	1,045,197,115	19.26
Net commission (income)/expense	308,544,728	157,819,074	95.51
Underwriting results	1,123,117,813	980,486,016	14.55
Claim ratio	22.36%	19.59%	
Expense ratio	36.88%	38.38%	
Combined ratio	68.37%	63.78%	

OVERALL



CHAIRMAN'S REVIEW REPORT

Report U/s. 192 of the Companies Act, 2017



Jamil Ahmed Khan

Chairman

I am pleased to report that your Company's Board of Directors has continued to provide valuable guidance and oversight to ensure strong governance and to effectively provide encouragement and input to the management throughout the year.

UIC has an effective governance framework in place which complies with the requirements set out in the Companies Act, 2017 and the Listed Companies (Code of Corporate Governance) Regulations, 2019 (the "Code Regulations") with respect to the composition, procedures and meetings of the Board and its committees.

Review of Overall Performance of the Board:

The Board recognizes that well defined corporate governance processes are vital in enhancing corporate accountability, and is committed to ensuring high standards of corporate governance to preserve and maintain stakeholders' value. All Directors including the Independent Directors fully participated and contributed in the decision making process of the Board.

In building an effective governance, risk management and control environment, the Board has put in place a transparent and robust system of compliance with best practices of corporate governance and by promoting ethical and fair behavior across the Company, which has been reinforced in the Organization's culture and values through appropriate dissemination of the Code of Conduct. The Board has also constituted an independent Audit Committee, Human Resource and Remuneration Committee, Underwriting Committee, Claims Settlement Committee, Reinsurance & Co-insurance Committee, Investment Committee and Risk Management & Compliance Committee for further strengthening the governance structure of the Company.

Financial Reporting:

The Board has developed a mechanism of regular assessment of the Company's objectives, strategies and

business & financial performance by timely interacting with the management, internal auditors and other independent consultants and providing appropriate direction. The management is responsible for carrying out day-to-day business activities and transforming the Board's strategies into actions.

The Board shall continue to play a vital role in setting the course of the Company, promoting its success and performance and guiding the management to conduct operations in conformity with the strategies approved by the Board while upholding the principles of good corporate governance.

The Board of Directors of the Company received agendas and supporting written material including follow up materials in sufficient time prior to the Board and its Committee meetings. The Board meets frequently enough to adequately discharge its responsibilities.

Acknowledgment:

On behalf of UIC, I wish to acknowledge the contribution of the management, all our employees, our regulators and our valued shareholders, for their confidence, continued support and commitment to the Company.

Sincerely

Jamil Ahmed Khan
Chairman

Date: March 21, 2023

CHIEF EXECUTIVE'S MESSAGE



Muhammad Akram Shahid
Chief Executive Officer

Signals of Change

The insurance industry has demonstrated incredible resilience and adaptability over the last few years, with the maturity of digital technologies. Insurance sector have tapped new capabilities to drive both operational efficiency and transformation.

In Pakistan, the insurance industry is also undergoing significant changes driven by the advancement of technology and changing customer expectations. A multitude of technology advancements and shifts are reshaping products and services. A focus on customers remains a priority; products must reflect changing needs and demands. A new generation is entering the marketplace with different perspectives, while existing customers are keen to take advantage of more flexible options.

One major signal of change is the increasing use of digital platforms to purchase and manage insurance policies. In recent years, several insurance companies have launched online portals and mobile apps to make it easier for customers to purchase and manage policies, which can be seen as a signal of change in the industry.

Another signal of change is the emergence of micro insurance products, which are designed to provide insurance coverage to low-income individuals and families who have traditionally been underserved by the traditional insurance market. This trend is driven by the growing awareness of the importance of insurance among the low-income population and the need to provide them with affordable and accessible insurance solutions.

Additionally, there is a growing focus on the use

of telematics and other digital tools to improve underwriting and pricing of policies. Insurers in Pakistan are now using data and analytics to create more accurate risk profiles and tailor products to specific segments, which is a sign of change in the industry.

Overall, the insurance industry in Pakistan is also adapting to the rapidly changing market place and trying to meet the needs of customers in the digital age. However, more still needs to be done in terms of regulation and penetration to make insurance more accessible to the population.

Lastly, I would also like to appreciate and acknowledge the Board of Directors for their valuable support and guidance, our employees for their ultimate commitment to the Company, our customers for their continued trust in us and other stakeholders including all the regulatory bodies for their continuing support

Sincerely

A handwritten signature in black ink, appearing to read 'Muhammad Akram Shahid', written in a cursive style.

Muhammad Akram Shahid
Chief Executive Officer
Date: March 21, 2023

DIRECTORS' REPORT TO THE MEMBERS

On behalf of the Board of Directors, we are pleased to present the 63rd Annual Report of your Company together with the combined audited financial statements for the year ended 31 December 2022. This Directors' Report has been prepared in accordance with Section 227 of the Companies Act, 2017, and Listed Companies (Code of Corporate Governance) Regulations 2019.

ECONOMIC OVERVIEW

Similar to numerous other countries, Pakistan's economic performance is presently below its potential, indicating a negative gap in output. In addition, comparable to many other nations, inflation in Pakistan continues to exceed its targets substantially. Moreover, as seen in various other developing economies, the worldwide energy crisis has resulted in an increase in global commodity prices, leading to a decline in international official reserves.

Additionally, the decreasing global commodity prices are anticipated to counterbalance the inflation surges resulting from domestic supply disruptions. Nonetheless, it is predicted that the year-on-year Consumer Price Index (CPI) inflation, which exhibited a decreasing trend in November, will likely continue to decline in the month of December. It is projected that the CPI inflation will hover between 21% to 23%.

The economic growth is likely to remain below the budgeted target due to devastation created by floods. This combination of low growth, high inflation and low levels of official reserves is particularly challenging for policy makers. In the short run, demand management policies by Pakistan's Central Bank and Government are designed to fight inflation and protect official reserves and protect inclusive growth.

Industries sector recorded a growth 7.2 percent in FY 2022 as compared to 7.8 percent growth in FY 2021. Industrial sector performance is more dependent on the Manufacturing sector which has a share of 65 percent in the industry. On the other hand services sector posted a growth of 6.2 percent on account of 10 percent growth in Wholesale and Retail Trade industry, 5.4 percent

growth in Finance and insurance, 3.7 percent growth in Real estate activities, 8.7 percent growth in Education, 2.2 percent growth in Human health and social work activities.

Pakistan's economy faces several challenges. Inflation is running high, the prospects for future growth in potential output are uncertain. Financing fiscal deficit is becoming challenging. Further, high trade deficit is leading to external imbalances putting extra pressure on foreign reserves and on the exchange rate. Appropriate economic policies will be required to keep economy moving along with mitigating these risk.

CHANGE IN INSURANCE INDUSTRY

The current business environment is undergoing rapid and significant changes. Although the market has been performing well, the conventional business models for commercial insurance are experiencing considerable pressure due to a range of dynamic factors that are now pushing the sector towards a potentially revolutionary transformation.

To successfully adapt and prosper in this new landscape, commercial insurers must not remain stagnant. They must innovate and cultivate novel, unique skills that integrate throughout their entire enterprise. Although technology will undoubtedly play a vital role, digital transformation encompasses far more than just technology.

In order to achieve genuine value from their digital transformations, insurers must adopt a coherent, customer-centric business framework that encompasses their entire end-to-end processes. This approach should be informed by a comprehensive

DIRECTORS' REPORT TO THE MEMBERS

understanding of their customers, brokers, and the market as a whole. A digitally-enabled technological infrastructure, supported by a skilled and motivated workforce, should be the foundation upon which this framework is built. In our estimation, only by implementing this "connected" methodology can insurers realize the full potential of their digital transformations.

COMPANY PERFORMANCE REVIEW

Conventional Business

The Company's performance for the 2022 remained impressive as we closed the year delivering sound financial results with a Gross Premium growth of 23.87% per annum. We continued to follow the strategy of sustainable growth by focusing on further strengthening the risk and compliance management.

Window Takaful Operations

The Company's performance for the 2022 remained impressive as we closed the year delivering sound financial results with a premium growth of 51.9% per annum. We continued to follow the strategy of sustainable growth by focusing on further strengthening the risk and compliance management.

The written contribution revenue increased by 51.9 % to Rs.2102 million as against Rs.1384million in the previous year; while net contribution revenue was Rs.963 million compared to Rs.610 million in 2022 and profit for Takaful Operator's Funds for the year was Rs.3 million as against Rs.35 million last year.

PORTFOLIO ANALYSIS:

Fire and Property Damage

Gross written premium increased by 20.87% to Rs. 1,127.152 million compared to Rs. 932.543 million

in 2021. Net claims as percentage of net premium revenue were 25.71% as against 19.66% in 2021. The underwriting profit for the year was Rs. 189.553 million compared to Rs. 61.050 million in 2021.

Marine, Aviation and Transport

Gross written premium increased by 24.63% to Rs. 388.980 million compared to Rs. 312.100 million in 2021. Net claims as a percentage of net premium revenue were 14.08% as against 6.71% in 2021 and the underwriting profit was Rs. 113.349 million compared to Rs. 71.316 million in 2021.

Motor

Gross written premium was Rs.904.397 million compared to Rs. 726.663 million in 2021. Net claims as percentage of net premium revenue were 14.26% as against 29.33% in 2021 and the underwriting profit was Rs. 228.186 million compared to Rs. 102.311 million in 2021.

Crop

Gross written premium was Rs. 973.741 million compared to Rs. 762.754 million in 2021. Net claims as percentage of net premium revenue were 17.43% as against 14.97% in 2021 and the underwriting profit was Rs. 310.971 million compared to Rs. 216.253million in 2021.

Miscellaneous

Gross written premium was Rs. 3,042.422 million compared to Rs. 2,462.421 million in 2021. Net claims as percentage of net premium revenue were 27.18% as against 20.21% in 2021 and the underwriting profit was Rs. 281.059 million compared to Rs. 529.557 million in 2021.

COMPANY'S ASSETS

Total assets of the Company as on 31st December 2022

DIRECTORS' REPORT TO THE MEMBERS

stood at Rs. 13,000.425 million against Rs. 10,245.939 million last year showing an increase of 26.88% mainly due to investments and Re-insurance recoveries in assets. The management's strategy is to optimize utilization of funds to maximize investment returns.

ANTI-MONEY LAUNDERING AND COUNTERING OF TERRORISM FINANCING POLICY

The modern world, due to the use of technological innovations, is becoming easier particularly with respect to conducting financial transactions such as transfer of funds from one person to another within the country as well as abroad. However, risk has been increased by so many times as compared to earlier that these financial transactions and transfers of money can be misused and may help in concealment of the origins of illegally obtained money, by involving banks, non-banking financial institutions and/or through legitimate businesses. These types of transactions are not only conducted to convert the money earned from illegitimate sources into legitimate one but there is an international consensus that such type of money is also utilised to finance terrorism and criminal activities against the society, country or any nation.

In Pakistan, State Bank of Pakistan and SECP being regulators of the banking and non-banking institutions respectively have also introduced the guidelines/regulations in line with globally acceptable anti-money laundering policies and procedures. SECP has also issued various circulars for the implementation of Know Your Customer (KYC) Guidelines applicable to insurance companies working in Pakistan. However, recently the SECP has issued Anti-Money Laundering and Countering Financing of Terrorism Regulations, 2018 (AML & CTF Regulations, 2018) which are very comprehensive guidelines for AML and KYC for the Insurance. Although general insurance companies' nature of business does not completely attract these regulations as the estimated risk assessment is "low", however, the Company is required to implement these guidelines to an extent in order to cater to the relevant risk and exposure.

Under AML Regulations and a very comprehensive Anti-Money Laundering and Countering Financing of Terrorism Policy (AML & CTF Policy) has been formulated, which is duly approved by Board of Directors of the Company. The Management is in the process of adhering to the same in letter and spirit. UIC is speedily implementing the AML & CTF Policy through the utilisation of relevant modern tools, techniques and amending the internal operational procedures in the Company accordingly.

The Company is also conducting/arranging trainings of its staff with regards to AML & CTF. Our aim is to make United one of the organisations which are fully compliant with the relevant guidelines issued by the SECP and also to contribute its due share for the safety and security of our people and beloved country.

SHARIAH COMPLIANCE MECHANISM FOR WINDOW TAKAFUL OPERATIONS

The Company, as operator, is required to carry out its Window Takaful Operations (WTO) under strict Shariah compliance not only to adhere to the requirements prescribed by the regulator but also considering it as a primary responsibility towards its participants to provide them pure Shariah compliant Takaful services to their satisfaction.

In view of the above, it is a fundamental requirement of WTO that the whole business practices, products and operations are based on Shariah rules and principles under the regulatory framework along with the guidance and supervision of our worthy Shariah Advisor Mufti Farhan Farooq.

As an operator of WTO, the Company understands that being Shariah compliant is its utmost responsibility. The relevant staff of WTO is fully committed as its prime objective is perfect and flawless processes. The Company, as operator of WTO, continuously focuses on Shariah compliance culture and all the efforts are made

DIRECTORS' REPORT TO THE MEMBERS

for its further improvements. The Shariah Compliance Officer as required under Takaful Rules, 2012, monitors day-to-day Takaful operations and ensures compliance of procedures laid down by the Shariah Advisor.

In order to enhance the knowledge of the staff in respect of Takaful business, as per the requirement of Takaful Rules 2012, the Operator arranges in-house training for the senior management of Takaful Operations, which is conducted by our Shariah Advisor. In addition to that, other staff and Sales force is also trained on a continuous basis through renowned institutions duly approved by the SECP for Takaful training.

BRIEF ROLES AND RESPONSIBILITIES OF THE CHAIRMAN

The Chairman is responsible for leadership of the Board and ensures that the Board plays an effective role in fulfilling all its responsibilities. The Chairman is accountable to the Board and acts as a direct liaison between the management and the Board.

He is elected from non-executive Directors. The Chairman will:

- ensure that the Board is properly working and all matters relevant to the Code of Corporate Governance.
- conduct the Board meeting including fixing the agenda.
- ensure that all the directors are enabled and encouraged to fully participate in the deliberations and decision of the Board.
- ensure that the Board members receive accurate, timely and sufficient information which enable them to form appropriate judgments.
- engage the Board discussions to promote constructive session which results in effective decision making.
- to review and sign minutes of Board meetings.
- to sit on other Committees of the Board where appropriate as determined by the Board;
- to call special meetings of the Board where appropriate.

- to act as Chair at meetings of shareholders.
- to recommend to the Board, after consultation with the Directors, management and the Governance and Nominating Committee, the appointment of Director/member of the Committees of the Board.

BRIEF ROLES AND RESPONSIBILITIES OF THE CHIEF EXECUTIVE OFFICER

The Chief Executive is responsible for leadership of the Management. He will:

- be a communication bridge between the Board and the management and convene meeting with Chairman on the critical issues that need to be discussed with the Boards.
- exercise all the powers delegated by the Board within the parameters provided in the Articles and Memorandum of the Company in managing day to day affairs of the Company.
- responsible for implementation of strategies and policies approved by the Board.
- to ensure that funds and resources are properly safeguarded and are used economically, efficiently and effectively and in accordance with all statutory obligations.
- keep the Board update on progress made against such agreed corporate strategy and overall business objectives.
- have the authority to appoint or terminate any employee except the appointment, remuneration and terms and conditions of employment of Chief Financial Officer, Company Secretary and Head of Internal Audit which is determined by the Board and they shall be removed only after the approval of the Board
- lead the management committees in an efficient manner.
- develop and maintain an effective framework of internal controls including Enterprise Risk Management System in relation to all business activities.

DIRECTORS' REPORT TO THE MEMBERS

CLAIMS

Prompt settlement of claims is our vital function of which we are proud of National Catastrophic claims are unavailable and are complex in nature; these are either total or partial loss. Fire Motor "own damage". Crop and Health claims accounted for majority of the claims which were promptly settled.

RE-INSURANCE

Your Company continues to enjoy very sound reinsurance arrangements for (conventional and window takaful underwriting) with leading international securities, like Swiss Reinsurance Company, Korean Reinsurance Company, Hannover Reinsurance Company, Qatar General Insurance, Labuan Reinsurance Company, Malaysian Reinsurance Company, Kuwait Reinsurance Company, Singapore Pte Limited, Emirates International Dubai, Beazley Pte Limited and Canopus Asia Pte Limited.

INTERNAL CONTROLS AND ITS ADEQUACY

The Board of Directors are responsible for the management of risk at The United Insurance Company of Pakistan Limited and are also responsible for ensuring adequate and effective internal controls exist within the company. The United Insurance Company activities expose it to a variety of risks. The UIC management and staff enable the board to meet these responsibilities by implementing standards and systems of internal control. The Securities and Exchange Commission of Pakistan has issued CODE OF CORPORATE GOVERNANCE FOR INSURERS, 2016. The Company's Internal Control policy is prepared in light of the said code.

This policy therefore sets out the Key Internal Control objectives and principles for the UIC as well as the duties of the Board, Audit and Risk Committee, Management and staff, internal and external audit and other internal control functions at the company.

RISK MANAGEMENT POLICY

United Insurance risk management policy focuses on unpredictability of financial markets and seeks to minimize potential adverse effects on the financial performance using proactive approach.

The Board has approved the policy of the Risk management as provided in the Code . The role of the Board in Risk Management is Increased Scrutiny Over Risk, Potential Loss Areas, finding the Balance between taking and managing Risks. Development of Policies, Procedures, and Awareness, Areas of Risk Management Oversight and Risk Management Oversight from a Broad Perspective. The key objectives/policy of the Company monitored by the Risk management committee are:

- a) To assist the management in designing, and document the risk model.
- b) To assist the Management in effective implementation of risk management system.
- c) To maintain a group-wide and aggregated view on the Company's risk profile in addition to individual risks.
- d) To report the details on the risk exposures and the actions taken in this regard
- e) Monitoring policies and procedures around risk that are consistent with the organization's strategy and risk appetite.
- f) Following up on management's implementation of risk management policies and procedures.
- g) Following up to be assured that risk management policies and procedures function as they are intended.
- h) Taking steps to foster risk awareness.
- i) Encourage an organizational culture of risk adjusting awareness.

DIRECTORS' REPORT TO THE MEMBERS

- j) To review risk management decisions in relation to strategic and operational matters including investments, major business decisions etc.
- k) Monitor and report of the management regarding operational and other related risks.

ISO 9001 CERTIFICATION

United Insurance has always strived to enhance customer satisfaction through continuous improvements in the quality management system practices, processes and standards all Department of United Insurance are ISO 9001:2015 certified. UIC has once again assured its customers that it will continue to fulfill their insurance, regulatory and quality requirements, adding even more value to its customer services.

HUMAN RESOURCE

United Insurance truly believes that our employees are the greatest strength we have. Talent Management is a continuous process and we ensure that we hire right people on right jobs. At UIC we provide continuous & challenging opportunities for the intellectual and professional growth of our employees.

The Company has created a culture that promotes teamwork, collaboration, openness and transparency of processes which build over all trust resulting in improvement and reward recognition for its employees.

CORPORATE SOCIAL RESPONSIBILITIES – CSR

The Company recognises the importance of its Corporate Social Responsibility towards the community. The Company considers that the society is one of the important stakeholders and is always keen to take steps for its welfare and betterment.

The Company has devised a comprehensive CSR

Policy which is approved by the Board of Directors. The objective of the CSR Policy of the Company is to affect positively the society by contributing towards development of the country and its people.

As per the approved CSR Policy's main areas for CSR activities of the Company would be Health, Education, Environment Sustainability and Recreation Activities for the underprivileged people.

POLICY FOR RELATED PARTY TRANSACTIONS

In order to comply with the requirements of the Companies Act 2017, Companies (Related Party Transactions and Maintenance of Related Records) Regulations, 2018 and explanation of the SECP with respect to related party transactions, the Company has approved policy for the same. The policy for related party transactions, besides meeting all the applicable requirements of the relevant law and regulation, also provides guidance with respect to the Company's internal monetary limits for related party transactions and information to be placed with the Board Audit Committee (BAC).

As per the policy, all the transactions under eligible criteria are presented to the BAC on a quarterly basis. The BAC, after thorough perusal, recommends the same to the Board of Directors for its approval.

DIVIDEND

In 1st 2nd and 3rd quarters of the year 2022 Company already paid to its shareholders interim cash dividends of PKR 3.50/- per share i.e. 35%. In view of the Company's earnings, the Board of Directors has further recommended the Final Cash Dividend in respect of the financial year ended December 31, 2022, at the rate of Rs. 1.00 per share of Rs. 10/- each i.e. 10%, subject to the approval of the shareholders at the forthcoming Annual General Meeting.

DIRECTORS' REPORT TO THE MEMBERS

INSURER'S FINANCIAL STRENGTH RATING

The Pakistan Credit Rating Agency Limited (PACRA) has maintained IFS Rating of The United Insurance Company of Pakistan Limited as AA+ (Double A Plus) with "Stable Outlook". The rating reflects United Insurance's strong business fundamentals emanating from a sustained growth in GPW.

Moreover, VIS Credit Rating Company Limited (VIS) has upgraded the Insurer Financial Strength (IFS) rating of The United Insurance Company of Pakistan Limited (UIC) from 'AA-' (Double A Minus) to 'AA+' (Double A Plus). The IFS rating of 'AA+' denotes very high capacity of meeting policyholder and contractual obligations. Outlook on the assigned rating is 'Stable'.

CODE OF CONDUCT

Your Company has designed a Code of Conduct to ensure ethical practices and integrity signed by all the employees. All our operational activities are carried out in a transparent manner strictly following the code of ethics, to which there is no compromise. This Code, which is mandatory for all employees including senior management.

TRADING IN COMPANY'S SHARES

There was no trading in shares of the Company by Directors, CEO, CFO, Company Secretary, Head of Internal Audit, other employees and their spouses and minor children during the year.

EARNING PER SHARE

Your Company has reported earning per share of Rs. 3.12 in 2022 as compared to Rs. 1.73 in 2021.

APPROPRIATION

Your Directors' are pleased to present the following figures with recommendations for the year ended December 31, 2022.

Report on corporate and financial reporting frame work is part of Directors' Report which is available in this Annual Report.

	2022 Rupees	2021 Rupees
		Re-States
Profit available for appropriation as at January 01	1,027,881,962	751,251,334
Interim cash dividends	(1,032,500,000)	(295,000,000)
Transferred from surplus on account of revaluation	80,590,781	59,915,950
Profit for the year	921,718,636	511,714,678
Profit available for appropriation as at December 31	997,691,379	1,027,881,962

MERGER WITH SPI

A scheme of merger of a related party M/S SPI Insurance Company Limited (SPI) into the Company was filed with the Honorable Sindh High Court (the Court) after approval of the same by the Board and members of both companies. The Court through its order dated January 23, 2023 has approved the "Scheme of Merger". The assets, liabilities and reserves of the related party will be merged into assets, liabilities and reserves of the Company after completing other formalities under the scheme from effective date of the scheme. Summarized financial information of SPI is given in Note 1.1 of the financial statements.

DIRECTORS' REPORT TO THE MEMBERS

FUTURE OUTLOOK

As the insurance market grows increasingly competitive, it is imperative that the company intensify its efforts to sustain profitability and implement modern strategies and cutting-edge underwriting criteria to capture a greater market share. The company should respond prudently by adopting policies that will safeguard its position in the market. To enhance its potential to meet the challenges posed by inflation, climate change, diversity, and the rapidly evolving landscape, the company should bolster its cyber security system and tailor its services to meet the unique needs of its customers.

We believe in the insurance industry. We have watched how resilient it has been in the face of change and how it has continued to find better ways to do business with the help of technology ecosystems.

In 2023, the insurance industry needs to keep the momentum going. It will not be easy, but the majority of carriers are well on their way to the future of insurance they want: agile, innovative and empathetic—where the customer is at the heart of everything we do.

We are in continuous process to make The United Insurance one of the digitized companies as digital technology have enabled insurers to improve customer experience, streamline processes, and increase the availability of online insurance products and services.

ACKNOWLEDGEMENT

Your Directors would like to express their sincere appreciation for the for the assistance and co-operation received from the SECP, Bankers, Government authorities, and Business associates at all levels. We also thank our shareholders for posing their trust and confidence in the Company. Your Directors also wish to place on record their deep sense of appreciation for the committed services by the Company's executives, staff and workers.



Muhammad Akram Shahid
Chief Executive Officer

Date: March 21, 2023



Jamil Ahmed Khan
Chairman

Date: March 21, 2023

ڈائریکٹرز رپورٹ بنام اراکین

2023 میں انشورنس انڈسٹری کو اپنی رفتار کو برقرار رکھنے کی ضرورت ہے۔ یہ آسان نہیں ہوگا لیکن بہت ساری کمپنیاں مستقبل کی ایسی بیمہ کمپنی کے حصول کی طرف گامزن ہیں جہاں متحرک، اختراعی اور ہمدردانہ کلچر جہاں صارف ہمارے ہر کام کا مرکز ہوتا ہے۔

ہم یونائیٹڈ انشورنس کو ایک ڈیجیٹلائزڈ کمپنی بنانے کے مسلسل عمل میں ہیں کیونکہ ڈیجیٹل ٹیکنالوجی صارف کو تجربے کو بہتر بناتی ہے، طریقہ کار کو ہم آہنگ کرتی ہے اور انشورنس مصنوعات اور سروسز کی آن لائن دستیابی میں اضافی کرتی ہے۔

اظہار تشکر

آپ کے ڈائریکٹرز ایس ای سی پی، بینکرز، حکومتی حکام اور کاروباری ایسوسی ایشن کی طرف سے ہر سطح پر ملنے والی معاونت اور رہنمائی کیلئے ان سے دل سے اظہار تشکر کرتے ہیں۔ ہم کمپنی پر اعتماد کرنے پر اپنے حصص یافتگان کا بھی شکریہ ادا کرتے ہیں۔ آپ کے ڈائریکٹرز کمپنی کے ایگزیکٹوز، سٹاف اور ورکرز کی طرف سے لگن، عزم اور سخت محنت کو بھی قدر نگاہ سے دیکھتے ہیں



جلیل احمد خان
چیئرمین

مورخہ: 21 مارچ، 2023



محمد اکرم شاہد
چیف ایگزیکٹو آفسر

مورخہ: 21 مارچ، 2023

ڈائریکٹرز رپورٹ بنام اراکین

فی حصص آمدن

کمپنی کی 2022 میں فی حصص آمدنی 3.12 روپے رہی جبکہ 2021 میں یہ 1.73 روپے فی حصص تھی۔

تخصصات

آپ کے ڈائریکٹر 31 دسمبر، 2022 کو ختم ہونے والے سال کیلئے سفارشات کے ساتھ مندرجہ ذیل مالی نتائج پیش کرنے میں مسرت محسوس کرتے ہیں۔

2021	2022	
751,251,334	1,027,881,962	تخصصات کیلئے یکم جنوری تک دستیاب منافع
(295,000,000)	(1,032,500,000)	2021 سے متعلقہ 1.00 روپے فی حصص عبوری نقد منافع منقسمہ
59,915,950	80,590,781	از سر نو جائزہ کیلئے سرپلس سے منتقل شدہ
511,714,678	921,718,636	سال کیلئے منافع
1,027,881,962	997,691,379	31 دسمبر تک تخصصات کیلئے منافع

کارپوریٹ اور مالیاتی رپورٹنگ پر رپورٹ ڈائریکٹر رپورٹ کا حصہ ہے جو رپورٹ میں دستیاب ہے۔

SPI کے ساتھ انضمام

ایک متعلقہ فریق میسرز SPI انشورنس کمپنی لمیٹڈ (SPD) کے کمپنی میں انضمام کی ایک سکیم بورڈ اور دونوں کمپنیوں کے اراکین کی منظوری کے بعد فاضل سندھ ہائی کورٹ (عدالت) میں جمع کرائی گئی۔ عدالت نے مورخہ 23 جنوری 2023ء کے اپنے حکم کے ذریعے، "انضمام کی سکیم" کی منظوری دی۔ متعلقہ فریق کے اثاثہ جات، واجبات اور ذخائر سکیم کی تاریخ اطلاق سے اس کے تحت دیگر تقاضوں کی تکمیل کے بعد کمپنی کے اثاثہ جات، واجبات اور ذخائر میں ضم ہو جائیں گے۔ SPI کی مالیاتی معلومات کا خلاصہ مالیاتی اسٹیٹمنٹس کے نوٹ 1.1 میں درج کیا گیا ہے۔

مستقبل کی پیش بینی

جیسا کہ انشورنس مارکیٹ مسابقتی انداز میں ترقی کر رہی ہے تو اس تناظر میں یہ ضروری ہے کہ کمپنی پائیدار منافع کے حصول کیلئے اپنی کوششوں میں شدت لائے اور مارکیٹ میں ایک بڑا حصہ ڈالنے کیلئے جدید حکمت عملیاں اور انڈر رائٹنگ معیار کو لاگو کرے۔ کمپنی کو پالیسیوں اختیار کرتے ہوئے فوری اور بھرپور ردعمل دینا چاہئے جو مارکیٹ میں اس کی پوزیشن کا تحفظ کرے گی۔ افراط زر، موسمیاتی تبدیلی، تنوع، اور تیزی سے بدلتے ہوئے منظر نامے کی وجہ سے درپیش چیلنجوں سے نمٹنے کے لیے اپنی صلاحیت کو بڑھانے کے لیے، کمپنی کو اپنے ساہمہ سیکورٹی سسٹم کو تقویت دینا چاہیے اور اپنے صارفین کی منفرد ضروریات کو پورا کرنے کے لیے اپنی خدمات کو تیار کرنا چاہیے۔ ہم انشورنس انڈسٹری پر یقین رکھتے ہیں۔ ہم نے دیکھا ہے کہ یہ تبدیلی کے مقابلہ میں کتنا چکدار رہا ہے اور کس طرح اس نے ٹیکنالوجی کے ماحولیاتی نظام کی مدد سے کاروبار کرنے کے بہتر طریقے تلاش کرنا جاری رکھا ہے۔

ڈائریکٹرز رپورٹ بنام اراکین

کمپنی نے ایک ایسا کلچر بنایا ہے جو ٹیم ورک، تعاون، کھلے پن اور عمل کی شفافیت کو فروغ دیتا ہے جس سے اعتماد پیدا ہوتا ہے۔

کارپوریٹ سماجی ذمہ داری۔ سی ایس اے

کمپنی معاشرے کیلئے اپنے کارپوریٹ سماجی ذمہ داری کی اہمیت کو تسلیم کرتی ہے۔ کمپنی معاشرے کو ایک اہم سٹیک ہولڈر سمجھتی ہے اس لئے اس کی فلاح و بہبود اور بہتری کیلئے اقدامات اٹھانے کیلئے کوشاں رہتی ہے۔

کمپنی نے سی ایس اے آر کی ایک جامع پالیسی ترتیب دی ہے جو بورڈ آف ڈائریکٹرز سے منظور شدہ ہے۔ کمپنی کی سی ایس اے آر پالیسی کا مقصد ملک اور عوام کی ترقی کیلئے کردار ادا کرتے ہوئے معاشرے پر مثبت اثرات مرتب کرنا ہے۔

کمپنی کی سی ایس اے آر سرگرمیوں کے مرکزی شعبے صحت، تعلیم، ماحولیاتی پائیداری اور پسماندہ لوگوں کیلئے تفریحی سرگرمیوں پر مشتمل ہوں گی۔

متعلقہ فریق کے لین دین کیلئے پالیسی

کمپنی ایکٹ 2017 کمپنیز (ریگولیشن) پارٹی ٹرانزیکشنز اور مینٹیننس آف ریگولیشنز (ریگولیشنز) 2018 کے تقاضوں اور متعلقہ فریق کے لین دین کے تناظر میں ایس ای سی پی کی وضاحت کی تعمیل کمپنی نے متعلقہ پالیسی کی منظوری دی ہے۔ متعلقہ فریق سے لین دین کیلئے پالیسی، متعلقہ قوانین اور ضابطوں کے قابل اطلاق تقاضوں کو پورا کرنے کے علاوہ، متعلقہ فریق سے لین دین کیلئے کمپنی کی انٹرنل مانیٹری حدود کے تناظر میں رہنمائی بھی فراہم کرتی ہے۔

پالیسی کے مطابق اہلیت کے معیار کے تحت تمام لین دین سہ ماہی بنیادوں پر پی ایس کو پیش کیا جاتا ہے۔ پی ایس کی مکمل مشاہدہ کے بعد منظوری کیلئے بورڈ آف ڈائریکٹرز کو سفارش کرتی ہے۔

منافع منقسمہ

کمپنی سال 2022 کی پہلی اور تیسری سہ ماہی کیلئے حصص یافتگان کو 3.50 روپے فی حصص یعنی 35 فیصد کے حساب سے عبوری نقد منافع منقسمہ ادا کر چکی ہے۔ کمپنی کی آمدنیوں کا مد نظر رکھتے ہوئے بورڈ آف ڈائریکٹرز نے 31 دسمبر، 2022 کو ختم ہونے والے سال کیلئے 1.00 روپے فی حصص یعنی 10 فیصد کے حساب سے مزید حتمی نقد منافع منقسمہ کی سفارش کی ہے جو آئندہ سالانہ اجلاس عام میں حصص یافتگان کی منظوری سے مشروط ہے۔

کمپنی کی ریٹنگ

پاکستان کریڈٹ ریٹنگ ایجنسی لمیٹڈ (پیکرا) نے یونائیٹڈ انشورنس کمپنی آف پاکستان لمیٹڈ کی "مستحکم آؤٹ لک" کے ساتھ AA+ (ڈبل اے پلس) کے طور پر آئی ایف ایس ریٹنگ کو برقرار رکھا ہے۔ ایر ریٹنگ یونائیٹڈ انشورنس کی مضبوط کاروباری بنیاد کا عکاس ہے۔

اس کے علاوہ وی آئی ایس کریڈٹ ریٹنگ کمپنی لمیٹڈ (وی آئی ایس) نے یونائیٹڈ انشورنس کمپنی آف پاکستان (یو آئی سی) کی آئی ایف ایس ریٹنگ-AA سے اپ گریڈ کرتے ہوئے AA+ (ڈبل اے پلس) کر دی۔ AA+ کی آئی ایف ایس درجہ بندی پالیسی ہولڈر اور معاہدہ کی ذمہ داریوں کو پورا کرنے کی بہت زیادہ صلاحیت کو ظاہر کرتی ہے۔ تفویض کردہ درجہ بندی پر آؤٹ لک "مستحکم" ہے۔

ضابطہ اخلاق

آپ کی کمپنی نے اخلاقی طرز عمل اور کاروباری وقار کو یقینی بنانے کیلئے ضابطہ اخلاق ترتیب دیا ہے جس پر تمام ملازمین نے دستخط کئے ہیں۔ ہماری تمام تر آپریشنل سرگرمیاں شفاف انداز میں ضابطہ اخلاق پر سختی سے کاربند ہو کر انجام دی جاتی ہیں جس پر کسی قسم کو سمجھوتہ نہیں کیا جائے گا۔ اس ضابطہ اخلاق پر تمام ملازمین بشمول سینئر مینجمنٹ کی پابندی لازمی ہے۔

کمپنی کے حصص میں ٹریڈنگ

سال کے دوران کمپنی کے ڈائریکٹرز، سی ای او، سی ایف او، کمپنی سیکرٹری، ہیڈ آف انٹرنل آؤٹ، دیگر ملازمین، ان کی شریک حیات اور نابالغ بچوں نے کمپنی کے حصص میں کوئی ٹریڈنگ نہیں کی۔

ڈائریکٹرز رپورٹ بنام اراکین

انٹرنل کنٹرول اور اس کی قابلیت

یونائیٹڈ انشورنس کمپنی آف پاکستان لمیٹڈ میں خطرات کے انتظام کی ذمہ داری بورڈ آف ڈائریکٹرز کی ہے۔ بورڈ آف ڈائریکٹرز کمپنی کے اندر مناسب اور موثر انٹرنل کنٹرولز کی موجودگی کو یقینی بنانے کے بھی ذمہ دار ہیں۔ یونائیٹڈ انشورنس کمپنی کی سرگرمیوں سے مختلف خطرات کا شکار کرتی ہیں۔ یو آئی سی مینجمنٹ اور سٹاف معیارات اور انٹرنل کنٹرول کے نظام نافذ کر کے ان ذمہ داریوں کی انجام دہی کیلئے بورڈ کی معاونت کرتے ہیں۔ سیکورٹیز اینڈ ایکس چینج کمیشن آف پاکستان نے کوڈ آف کارپوریٹ گورننس فار انشوررز، 2016 جاری کیا ہے جس کی روشنی میں کمپنی کی انٹرنل کنٹرول پالیسی تیار کی جاتی ہے۔

یہ پالیسی یو آئی سی کے ساتھ ساتھ بورڈ، آڈٹ اور رسک کمیٹی، مینجمنٹ اور سٹاف، انٹرنل اور ایکسٹرنل آڈٹ اور دیگر انٹرنل کنٹرول فنکشنز کے فرائض کیلئے انٹرنل کنٹرول کے اہم مقاصد اور اصولوں کا تعین کرتی ہے

رسک مینجمنٹ پالیسی

یونائیٹڈ انشورنس کی رسک مینجمنٹ پالیسی مالی مارکیٹوں کی غیر متوقع صورتحال پر توجہ مرکوز کرتی ہے اور فعال حکمت عملی اور طریقہ کار استعمال کرتے ہوئے مالی کارکردگی پر پڑنے والے ممکنہ منفی اثرات کو کم کرتی ہے۔

رسک مینجمنٹ میں بورڈ کا کردار، انگریز ڈسکریٹری اور رسک، پوسٹل لاس ایریاز، خطرات قبول کرنے اور ان کے انتظام کے درمیان توازن تلاش کرنا، پالیسیوں، طریقہ کار، اور آگاہی کی ترقی، رسک مینجمنٹ کی نگرانی کے شعبے اور ایک وسیع تناظر سے رسک مینجمنٹ کی نگرانی کرنا ہے۔ رسک مینجمنٹ کمیٹی کی طرف سے مانیٹر کئے جانے والے کمپنی کے اہم مقاصد/پالیسی درج ذیل ہیں۔

- (اے) ڈیزائننگ اور رسک ماڈل کو دستاویزی شکل دینے میں مینجمنٹ کی معاونت کرنا
- (بی) رسک مینجمنٹ سسٹم کے موثر نفاذ میں مینجمنٹ کی اعانت
- (سی) انفرادی خطرات کے علاوہ کمپنی کی رسک پروفائل پر وسیع اور مجموعی نظر رکھنا
- (ڈی) رسک خطرات پر تفصیلات اور اس سلسلے میں اٹھائے گئے اقدامات پر رپورٹ دینا
- (ای) رسک والے شعبوں کے ارد گرد پالیسیوں اور طریقہ کاروں کی مانیٹرنگ کرنا
- (ایف) مینجمنٹ کی طرف سے رسک مینجمنٹ پالیسیوں اور طریقہ کار کے نفاذ پر فوٹا لاپ
- (جی) رسک کے حوالے سے آگاہی کو تیز کرنے کیلئے اقدامات کرنا
- (ایچ) رسک کا ایڈجسٹ کرنے کیلئے آگاہی کے ادارہ جاتی کلچر کی حوصلہ افزائی
- (آئی) سٹریٹجک اور آپریشنل امور بشمول سرمایہ کاریاں، بڑے کاروباری فیصلوں وغیرہ سے متعلق رسک مینجمنٹ کے فیصلوں کا جائزہ لینا
- (جے) آپریشنل اور دیگر متعلقہ خطرات سے متعلق مینجمنٹ کی رپورٹ کی نگرانی

آئی ایس او 9001 تصدیق

یونائیٹڈ انشورنس کو ایٹمی مینجمنٹ سسٹم کے طرز عمل، طریقہ کار اور معیارات میں مسلسل بہتری کے ذریعے صارف کے اطمینان میں اضافہ کیلئے ہمیشہ سے کوشاں ہے۔ یونائیٹڈ انشورنس کے تمام شعبہ جات آئی ایس او 9001:2015 سے تصدیق شدہ ہے۔ یو آئی سی نے ایک بار پھر اپنے صارفین کو یقین دلایا ہے کہ وہ ان کی انشورنس، ریگولیٹری اور معیاری ضروریات کو پورا کرتا رہے گا اور اپنے کسٹمر سروسز میں مزید قدر کا اضافہ کرے گا۔

انسانی وسائل

یونائیٹڈ انشورنس حقیقی معنوں میں یقین رکھتی ہے کہ ہمارے ملازمین ہماری سب سے بڑی قوت ہیں۔ ٹیلنٹ مینجمنٹ ایک مسلسل طریقہ کار ہے اور ہم موزوں اور اہل افراد کی بھرتی کو یقینی بناتے ہیں یو آئی سی میں ہم اپنے ملازمین کی فکری اور پیشہ ورانہ ترقی کے لیے مسلسل اور چیلنجنگ مواقع فراہم کرتے ہیں۔

ڈائریکٹرز رپورٹ بنام اراکین

چیئرمین کا انتخاب نان ایگزیکٹو ڈائریکٹرز سے کیا جاتا ہے۔ چیئرمین کی ذمہ داریوں میں مندرجہ ذیل شامل ہے:

- ☆ بورڈ کی فعالیت اور کوڈ آف کارپوریٹ گورننس سے متعلق تمام امور کی نگرانی کو یقینی بنانا
- ☆ بورڈ اجلاس بشمول ایجنڈا طے کرنا
- ☆ بورڈ کے تمام معاملات پر غور و خوض اور فیصلہ سازی میں تمام ڈائریکٹرز کی شمولیت کو یقینی بنانا
- ☆ بورڈ کے اراکین کو درست، بروقت اور موثر معلومات تک رسائی کو یقینی بنانا تاکہ وہ مناسب فیصلے کر سکیں۔
- ☆ مفید تعمیری سیشن کے فروغ کیلئے بورڈ کو بحث مباحثہ میں مصروف عمل کرنا جس سے موثر فیصلہ سازی ممکن ہو۔
- ☆ بورڈ اجلاسوں کی کارروائی کا جائزہ لینا اور دستخط کرنا
- ☆ جہاں اگر مناسب ہو بورڈ کی دوسری کمیٹیوں میں شریک ہونا جس کا تعین بورڈ نے کیا ہو۔
- ☆ جہاں اگر مناسب ہو بورڈ کے خصوصی اجلاس بلانا
- ☆ حصص یافتگان کے اجلاسوں میں چیئرمین کی حیثیت سے کردار ادا کرنا
- ☆ بورڈ کو ڈائریکٹرز، مینجمنٹ، گورننس اور نامزد کمیٹی کی مشاورت کے بعد بورڈ کی کمیٹی کے ڈائریکٹرز کی تعیناتی کیلئے سفارش کرنا

چیف ایگزیکٹو آفیسر کے مختصر فرائض اور ذمہ داریاں

چیف ایگزیکٹو مینجمنٹ کی قیادت کرنے کا ذمہ دار ہے۔ اس کے فرائض اور ذمہ داریوں میں مندرجہ ذیل شامل ہے:

- ☆ بورڈ اور مینجمنٹ کے درمیان مواصلات کے پل کا کردار ادا کرنا اور اہم ایجنڈوں پر بورڈ کے ساتھ بات چیت ضروری ہے، چیئرمین کے ساتھ اجلاس منعقد کرنا
- ☆ کمپنی کے روزمرہ کے امور کے انتظام میں آرٹیکلز اور میمورنڈم میں وضع کردہ پیرائے کے اندر رہ کر بورڈ کی طرف سے تفویض کردہ اختیارات استعمال کرنا
- ☆ بورڈ کی طرف سے منظور کردہ حکمت عملیوں اور پالیسیوں کے نفاذ کی ذمہ داری ادا کرنا
- ☆ فنڈز اور وسائل کے تحفظ اور تمام قانونی تقاضوں کے مطابق کفایت شعاری، موثر انداز میں استعمال کو یقینی بنانا
- ☆ بورڈ کو متفق کارپوریٹ حکمت عملی اور مجموعی کاروباری مقاصد کے حوالے سے پیش رفت پر تازہ صورت حال سے آگاہ کرنا
- ☆ چیف فنانشل آفیسر، کمپنی سیکرٹری اور ہیڈ آف انٹرنل آڈٹ کی تقرری، معاوضے اور ملازمت کی شرائط و ضوابط کے علاوہ کسی بھی ملازم کو تعینات یا برطرف کرنے کا اختیار حاصل ہے جس کا تعین بورڈ کرتا ہے اور انہیں بورڈ کی منظوری کے بعد ہی ہٹایا جائے گا۔
- ☆ مینجمنٹ کمیٹی کی موثر انداز میں سربراہی کرنا
- ☆ تمام کاروباری سرگرمیوں کے سلسلے میں انٹرنل کنٹرول سسٹم سمیت اندرونی کنٹرول کا ایک موثر فریم ورک تیار اور برقرار رکھنا۔

کلیمز

کلیمز کا تیز تر تصفیہ ہمارا اہم جزو جس پر ہمیں فخر ہے۔ قدرتی آفات کے کلیمز پر کارروائی نہیں کی جاتی کیونکہ وہ نوعیت کے لحاظ سے پیچیدہ ہوتے ہیں، یہ مکمل یا پھر جزوی نقصان کے حامل ہوتے ہیں۔ فائر موٹر ”اون ڈک“۔ زیادہ تر کلیمز فصلوں اور صحت سے متعلق ہوتے ہیں جن کا فوری طور پر تصفیہ کیا جاتا ہے۔

ری انشورنس

آپ کی کمپنی نے روایتی اور ونڈو کنفل انڈرائٹنگ کیلئے بڑی عالمی سیکورٹیز کے ساتھ ری انشورنس آرٹجمنٹ کا انتظام کر رکھا ہے جن میں سوئس ری انشورنس کمپنی، کورین ری انشورنس کمپنی، بین اووری انشورنس کمپنی، قطر جزل انشورنس، لائبوان ری انشورنس کمپنی، ملائیشیائی انشورنس کمپنی، کویت ری انشورنس کمپنی، سنگاپور پی ٹی ای لمیٹڈ، ایمریش انٹرنیشنل ڈی، بزلے پی ٹی ای لمیٹڈ اور کانوبوس ایشیائی پی ٹی ای لمیٹڈ شامل ہیں

ڈائریکٹرز رپورٹ بنام اراکین

استعمال ہو سکتا ہے اور غیر قانونی طور پر حاصل کردہ پیسوں کی اصلیت کو چھپانے میں مدد مل سکتی ہے۔ اس قسم کا لین دین نہ صرف کالے دھن کو سفید کرنے کیلئے کیا جاتا ہے بلکہ اس حوالے سے عالمی اتفاق رائے موجود ہے کہ اس قسم کی رقم معاشرے، ملک یا کسی قوم کی خلاف استعمال کرنے کیلئے دہشت گردی اور مجرمانہ سرگرمیوں کی معاونت کیلئے استعمال کی جاتی ہے۔ پاکستان میں بینکنگ اور غیر بینکنگ اداروں کے ریگولیٹرز ہونے کی حیثیت سے اسٹیٹ بینک آف پاکستان اور ایس ای سی پی نے عالمی سطح پر قابل قبول اینٹی منی لانڈرنگ پالیسیوں اور طریقہ کار کے مطابق ہدایات/ضابطے متعارف کرائے ہیں۔ ایس ای سی پی نے اپنے صارف کے بارے میں جانیں (کے وائی سی) کی گائیڈ لائنز کے نفاذ کیلئے متعدد سرکلر جاری کئے ہیں جو پاکستان میں کام کرنے والی بیہ کمپنیوں پر قابل اطلاق ہیں۔ ایس ای سی پی نے حال ہی میں اینٹی منی لانڈرنگ اور دہشت گردی کی مالی معاونت کے انسداد کیلئے ریگولیشنز 2018 (اے ایم ایل اینڈ سی ٹی ایف ریگولیشنز، 2018) جاری کیا ہے جو بیہ کیلئے اے ایم ایل اور کے وائی سی کے حوالے سے جامع گائیڈ لائنز ہیں۔ یہ ریگولیشنز مکمل طور پر عمومی بیہ کمپنیوں کے کاروبار کی نوعیت پر لاگو نہیں ہوتی کیونکہ متوقع خطرے کا جائزہ بہت کم ہوتا ہے اس کے باوجود کمپنی کو متعلقہ خطرات سے نمٹنے کیلئے کچھ حد تک ان گائیڈ لائنز پر عمل درآمد کرنے کی ضرورت ہے۔

اے ایم اے ریگولیشنز کے تحت اینٹی منی لانڈرنگ اور دہشت گردی کی مالی معاونت کے انسداد کیلئے ایک جامع پالیسی (اے ایم ایل وی ٹی ایف پالیسی) تشکیل دی گئی ہے جس کی کمپنی کے بورڈ آف ڈائریکٹرز کی طرف سے توثیق کی گئی۔ کمپنی کی انتظامیہ اس پالیسی کی روح کے مطابق عمل درآمد کے عمل میں ہے۔ یو آئی سی متعلقہ جدید طریقہ کار، تکنیکس کے استعمال اور کمپنی میں داخلی آپریشنل طریقہ کار میں ترمیم کے ذریعے تیزی سے اے ایم ایل اور سی ٹی ایف پالیسی نافذ کر رہی ہے۔

کمپنی نے اے ایم ایل اور سی ٹی ایف کے حوالے سے اپنے سٹاف کیلئے تربیتی پروگرام بھی منعقد کر رہی ہے۔ ہمارا مقصد یونائیٹڈ کوالیس ای سی پی کی طرف سے جاری کردہ متعلقہ ہدایات کی مکمل طور پر تعمیل کرنے والا ادارہ بنانا ہے۔

وٹڈ وٹکافل آپریشنز کیلئے شریعہ کمپلائنس میکنزم کمپنی کو آپریٹرز کے طور پر سخت شرعی اصولوں کے تحت اپنے وٹڈ وٹکافل آپریشنز (ڈبلیو ٹی او) کو انجام دینا ہوتا ہے جس کا مقصد نہ صرف ریگولیٹرز کی طرف سے طے کردہ تقاضوں کی پاسداری کرنا بلکہ شرکاء وٹکافل کو ان کے اطمینان کیلئے شرعی اصولوں کے مطابق وٹکافل خدمات فراہم کرنے کیلئے اپنی بنیادی ذمہ داری سمجھنا ہے۔ مذکورہ بالا کو مدنظر رکھتے ہوئے ڈبلیو ٹی او کی یہ بنیادی ضرورت ہے کہ کاروبار کے مکمل طریقے، مصنوعات اور آپریشنز شرعی اصولوں اور ضوابط پر مبنی ہوں جو ریگولیٹری فریم ورک کے ساتھ ساتھ ہمارے قابل ذکر شریعہ ایڈوائزر مفتی فرحان فاروق کی رہنمائی اور سرپرستی کے تحت انجام دیے جائیں گے۔

ڈبلیو ٹی او کے آپریٹرز کے طور پر کمپنی کو ادراک ہے کہ شرعی اصولوں کی پاسداری اس کی انتہائی ذمہ داری ہے۔ ڈبلیو ٹی او کا متعلقہ سٹاف مکمل طور پر پر عزم ہے کیونکہ اس کا بنیادی مقصد مکمل اور خالصی سے پاک طریقہ کار کو یقینی بنانا ہے۔ کمپنی ڈبلیو ٹی او کے آپریٹرز کے طور پر مسلسل شرعی اصولوں کی پاسداری کے کلچر پر توجہ مرکوز کئے ہوئے ہے اور اس میں مزید بہتری کیلئے تمام تر کوششیں کی جارہی ہیں۔ شریعہ کمپلائنس آفیسر جو وٹکافل قواعد، 2012 کے تحت روزانہ کی بنیاد پر وٹکافل آپریشنز کی نگرانی کرتا ہے اور شریعہ ایڈوائزر کی طرف سے متعین تعمیلی طریقہ کار کو یقینی بناتا ہے۔

وٹکافل قواعد 2012 کے تقاضوں کے مطابق وٹکافل کاروبار کے حوالے سے سٹاف کے علم میں اضافہ کیلئے وٹکافل آپریشنز کی سینیئر مینجمنٹ کیلئے ان ہاؤس تربیت کا انتظام کیا جاتا ہے جو شریعہ ایڈوائزر انجام دیتا ہے۔ اس کے علاوہ، دیگر عملے اور سٹاف کو بھی وٹکافل کی تربیت کے لیے ایس ای سی پی سے منظور شدہ معروف اداروں کے ذریعے مسلسل تربیت دی جاتی ہے۔

چیئرمین کے فرائض اور ذمہ داریوں

چیئرمین بورڈ کی قیادت کیلئے ذمہ دار ہے اور اس بات کو یقینی بناتا ہے کہ بورڈ اپنی ذمہ داریوں کی انجام دہی کیلئے موثر کردار ادا کرتا ہے۔ چیئرمین بورڈ کے سامنے جواب دہ ہے اور انتظامیہ اور بورڈ کے درمیان براہ رابطہ کا کردار ادا کرتا ہے۔

ڈائریکٹرز رپورٹ بنام اراکین

پرتوجہ مرکوز کرتے ہوئے پائیدار ترقی کی حکمت عملی پر عمل درآمد جاری رکھا۔

ونڈ وٹا فل آپریشنز

کمپنی کی 2022 کیلئے کارکردگی متاثر کن رہی، سال کا اختتام کسٹریوشن میں 51.9 فیصد سالانہ اضافہ کے ساتھ مستحکم مالی نتائج پر ہوا۔ ہم نے خطرے اور تعمیل مینجمنٹ کو مزید مستحکم بنانے پر توجہ مرکوز کرتے ہوئے پائیدار ترقی کی حکمت عملی پر عمل درآمد جاری رکھا۔

تخریری کسٹریوشن گزشتہ سال کے 1384 ملین روپے کے مقابلے میں 51.9 فیصد کے اضافہ کے ساتھ 2102 ملین روپے رہی۔ خالص کسٹریوشن ریونیو 2022 میں 610 ملین روپے کے مقابلے میں 963 ملین روپے ریکارڈ ہوا۔ سال کیلئے وٹا فل آپریٹونڈز کیلئے منافع گزشتہ سال کے 35 ملین روپے کے مقابلے میں 3 ملین روپے رہا۔

پورٹ فولیو کا تجزیہ

فائز اور پراپرٹی کا نقصان

مجموعی تخریری بیمہ 2021 میں 932.543 ملین روپے کے مقابلے میں 20.87 فیصد اضافہ کے ساتھ 1,127.152 ملین روپے ہوا۔ خالص پرییم ریونیو کے تناسب کے طور پر خالص کلیمز کی رقم 2021 میں 19.66 فیصد کے مقابلے میں 25.71 فیصد رہے۔ سال کیلئے انڈر رائٹنگ منافع 189.553 ملین روپے رہا جبکہ 2021 میں یہ 61,050 ملین روپے تھا۔

میرین، ایوی ایشن اور ٹرانسپورٹ

مجموعی تخریری بیمہ 2021 میں 312.100 ملین روپے کے مقابلے میں 24.63 فیصد اضافہ کے ساتھ 388.980 ملین روپے رہا۔ خالص پرییم ریونیو کے تناسب کے طور پر خالص کلیمز کی رقم 2021 میں 6.71 فیصد کے مقابلے میں 14.08 فیصد رہے۔ انڈر رائٹنگ منافع 113,349 ملین روپے رہا جبکہ 2021 میں یہ 71.316 ملین روپے تھا۔

موٹر

مجموعی تخریری بیمہ 2021 میں 726.663 ملین روپے کے مقابلے میں 904.397 ملین روپے رہا۔ خالص پرییم ریونیو کے تناسب کے طور پر خالص کلیمز کی رقم 2021 میں 29.33 فیصد کے مقابلے میں 14.26 فیصد رہے۔ انڈر رائٹنگ منافع 228.186 ملین روپے رہا جبکہ 2021 میں یہ 102,311 ملین روپے تھا۔

فصلیں

مجموعی تخریری بیمہ 2021 میں 762.754 ملین روپے کے مقابلے میں 973.741 ملین روپے تھا۔ خالص پرییم ریونیو کے تناسب کے طور پر خالص کلیمز کی رقم 2021 میں 14.97 فیصد کے مقابلے میں 17.43 فیصد رہے۔ انڈر رائٹنگ منافع 310.971 ملین روپے رہا جبکہ 2021 میں یہ 216.253 ملین روپے تھا۔

متفرق

مجموعی تخریری بیمہ 2021 میں 2,462.421 ملین روپے کے مقابلے میں 3,042.422 ملین روپے رہا۔ خالص پرییم ریونیو کے تناسب کے طور پر خالص کلیمز کی رقم 2021 میں 20.21 فیصد کے مقابلے میں 27.18 فیصد رہے۔ انڈر رائٹنگ منافع 281.059 ملین روپے رہا جبکہ 2021 میں یہ 529.557 ملین روپے تھا۔

کمپنی کے اثاثے

کمپنی کے مجموعی اثاثے 31 دسمبر، 2022 تک 13,000.425 ملین روپے تھے جس میں گزشتہ سال کے 10,543.939 ملین روپے کے مقابلے میں 26.88 فیصد اضافہ ہوا۔ اثاثوں میں اضافہ کی بنیادی وجوہات میں اثاثوں میں سرمایہ کاریاں اور ری انشورنس کی ریکوریاں شامل ہیں۔ انتظامیہ کی حکمت عملی سرمایہ کاری سے زیادہ سے زیادہ منافع حاصل کرنے کیلئے فنڈز کا بہتر استعمال ہے

ایٹنی منی لائٹرنگ اور دہشت گردی کو مالی معاونت کے انسداد کی پالیسی

جدید ٹیکنالوجی کے استعمال کی وجہ سے جدید دور میں مخصوص ملک اور بیرون ملک ایک شخص سے دوسرے شخص کو فنڈز کی منتقلی جیسے مالی لین دین کافی آسان ہو رہا ہے۔ لیکن اس کے ساتھ پہلے کی نسبت خطرات میں بھی بہت زیادہ اضافہ ہو چکا ہے کیونکہ بینکوں، غیر بینکاری مالی اداروں کو ملوث کر کے اور یا قانونی کاروبار کے ذریعے ان مالی لین دین اور رقم کی منتقلیوں کا غلط

ڈائریکٹرز رپورٹ بنام اراکین

بورڈ آف ڈائریکٹرز کی طرف سے ہم 31 دسمبر، 2022 کو ختم ہونے والے سال کیلئے کمپنی کی 63 ویں سالانہ رپورٹ کے ہمراہ مشترکہ پڑتال شدہ مالی گوشوارے پیش کرنے میں مسرت محسوس کرتے ہیں۔ یہ ڈائریکٹرز رپورٹ کمپنیز ایکٹ، 2017 کے سیکشن 227 اور ریگولیشنز (کوڈ آف کارپوریٹ گورننس) ریگولیشنز، 2019 کے مطابق تیار کی گئی ہے۔
معاشی جائزہ

بہت سے دوسرے ملکوں کی طرف پاکستان کی معاشی کارکردگی صلاحیت کے لحاظ سے کم ہے جو آؤٹ پٹ میں منفی خلا کی طرف اشارہ کرتی ہے۔ اس کے علاوہ دیگر ممالک کی نسبت پاکستان میں افراط زر کا اپنے ہدف سے زیادہ سے بڑھنے کا سلسلہ جاری ہے۔ مزید برآں عالمی سطح پر توانائی کے بحران کے باعث عالمی اجناس کی قیمتوں میں اضافہ ہوا جس کے باعث عالمی سرکاری ذخائر میں کمی ہوئی۔ بہت سارے دیگر ترقی پذیر ممالک میں اس کے اثرات دیکھے گئے ہیں۔
بڑھتے ہوئے افراط زر کو متوازن کرنے کیلئے عالمی سطح پر اجناس کی قیمتوں میں کمی کی توقع کی جارہی ہے۔ تاہم پیشگوئی کی جارہی ہے کہ سال بہ سال کے لحاظ سے کمزور پرامس انڈکس (سی پی آئی) افراط زر، جس میں نومبر میں کمی کارجان دیکھنے کو ملا، دسمبر کے مہینے میں بھی اس میں کمی جاری رہنے کی توقع ہے۔ توقع ہے کہ سی پی آئی افراط زر 21 فیصد سے 23 فیصد تک رہے گا۔

تباہ کن سیلاب کے نتیجے میں معاشی ترقی بجٹ میں طے کردہ اہداف سے کم رہنے کی توقع ہے۔ کم ترقی، بلند افراط زر اور سرکاری ذخائر کی کم سطح پالیسی سازوں کیلئے خاص طور پر چیلنجنگ ہے۔ پاکستان کے مرکزی بینک اور حکومت کی طرف سے افراط زر سے نمٹنے اور قومی ذخائر اور جامع ترقی کے تحفظ کیلئے مختصر مدت میں مطلوبہ انتظامی پالیسیاں مرتب کی جارہی ہیں۔

انڈسٹریل سیکٹر کی مالی سال 2022 میں ترقی کی شرح 7.2 فیصد رہی جبکہ مالی سال 2021 میں یہ شرح 7.8 فیصد تھی۔ انڈسٹریل سیکٹر کی کارکردگی کا زیادہ انحصار منیو فیکچرنگ سیکٹر پر ہے جس کا انڈسٹری میں 65 فیصد حصہ ہے۔ دوسری طرف ہول سیل اور ریٹیل ٹریڈ انڈسٹری میں 10 فیصد نمو، فنانس اور انشورنس میں 5.4 فیصد، ریلوے اسٹیشن سرگرمیوں میں 3.7 فیصد، تعلیم میں 8.7 فیصد انسانی صحت اور سماجی کاموں میں 2.2 فیصد نمو کے تناظر میں خدمات کے شعبے کی ترقی کی شرح 6.2 فیصد رہی۔
پاکستان کی معیشت کو متعدد چیلنجز کا سامنا ہے۔ مہنگائی کی شرح میں بہت زیادہ اضافہ سے مستقبل میں ترقی کے امکانات غیر یقینی ہیں۔ مالی خسارہ چیلنجنگ ہوتا جا رہا ہے۔ اس کے علاوہ بہت زیادہ تجارتی خسارہ بیرونی عدم توازن کا باعث بن رہا ہے جس سے غیر ملکی زرمبادلہ کے ذخائر اور ایکس چینج ریٹ اضافی دباؤ کا شکار ہو رہے ہیں۔ ان خطرات کو کم کرنے کے ساتھ معیشت کے بہتر کرداروں کو دواں رکھنے کیلئے مناسب معاشی پالیسیوں کی ضرورت ہوگی۔

انشورنس انڈسٹری میں تبدیلی

ملک میں موجودہ کاروباری ماحول میں تیزی سے نمایاں تبدیلیاں وقوع پذیر ہوئی ہیں۔ مارکیٹ کی کارکردگی اچھی رہی ہے، بہت سارے متحرک عوامل کی وجہ سے کمرشل انشورنس کیلئے روایتی کاروباری ماڈلز کو قابل غور دباؤ کا سامنا ہے، یہ عوامل سیکٹر کو ممکنہ انقلابی ٹرانسفارمیشن کی طرف دھکیل رہے ہیں۔
نئے منظر نامے کو کامیابی کے ساتھ اختیار کرتے ہوئے ترقی کرنے کیلئے کمرشل بیمہ کمپنیوں کو روایتی جمود کو توڑتے ہوئے جدت پر مبنی مصنوعات اور منفرد مہارتوں کو متعارف کرانا ہوگا جو ان کے پورے کاروبار میں شامل ہو۔ اس میں کوئی شک نہیں کہ ٹیکنالوجی اہم کردار ادا کرتی ہے، ڈیجیٹل ٹرانسفارمیشن ٹیکنالوجی سے کئی زیادہ بڑھ کر ہے۔
ڈیجیٹل ٹرانسفارمیشن سے حقیقی قدر حاصل کرنے کیلئے بیمہ کمپنیوں کو مربوط اور صارف کی خدمت پر مبنی کاروباری فریم ورک اپنا ہوگا جو ان کے تمام طریقہ کاروں کا احاطہ کرتا ہو۔ اس سوچ اور نقطہ نظر کو صارفین، بروکرز اور مجموعی طور پر مارکیٹ کی جامع تفہیم کے ذریعے آگاہ کیا جانا چاہئے۔ ڈیجیٹل ٹرانسفارمیشن ٹیکنالوجی کا حامل انفراسٹرکچر جس کو بہتر مندر متحرک افرادی قوت کی معاونت حاصل ہو، بنیاد ہونا چاہئے جس پر یہ فریم ورک تشکیل دیا جا رہا ہے۔ ہم سمجھتے ہیں کہ یہ مربوط طریقہ کار کو لاگو کر کے بیمہ کمپنیاں اپنے ڈیجیٹل ٹرانسفارمیشن کی مکمل صلاحیت کا ادراک کر سکتی ہیں۔

کمپنی کی کارکردگی کا جائزہ

روایتی بیمہ

کمپنی کی 2022 کیلئے کارکردگی متاثر کن رہی، سال کا اختتام پر بیمہ میں 23.87 فیصد سالانہ اضافہ کے ساتھ مستحکم مالی نتائج پر ہوا۔ ہم نے خطرے اور تعمیل منجمنت کو مزید مستحکم بنانے

REPORT ON CORPORATE

and Financial Reporting Framework

In compliance with the Corporate and Financial Reporting Framework of the Code of Corporate Governance, the directors confirm the following:

- 1) The financial statements , prepared by the management of the Company, present fairly its state of affairs, the results of its operations, cash flows and changes in equity;
- 2) The Company has maintained proper books of accounts as required under the Companies Act, 2017;
- 3) The Company has followed consistently appropriate accounting policies in preparation of financial statements and accounting estimates are based on reasonable and prudent judgment;
- 4) Financial Statements have been prepared by the Company in accordance with the International Accounting Standards, International Financial Reporting Standard and any other regulation or law (including but not limited to the Shariah guidelines/principles) as applicable in Pakistan. The departure there from (if any) has been adequately disclosed and explained;
- 5) The system of internal control is sound and is being implemented and monitored by the internal audit department. The system prevents losses, minimize risks, protect assets ensure accuracy of records, promote operational efficiency, and encourage adherence to policies, rules, regulations, laws and helps management maintain an effective means of performance.
- 6) The fundamentals of the Company are strong and there are no doubts about its ability to continue as a going concern;
- 7) There has been no material departure from the best practices of corporate governance, as detailed in the listing regulations;
- 8) Key operating and financial data for the last six years in summarized form, is included in this annual report;
- 9) Outstanding taxes and duties amounting to Rs. 468,009,237 which will be paid partially in the month of January, 2023 and partially in with income tax return of 2023;
- 10) There are no statutory payments on accounts of taxes, duties, levies and charges which are outstanding as at December 31, 2022, except as those disclosed in the financial statements;
- 11) All significant plans, major decisions such as corporate restructuring, business expansion and discontinuance of operations, shall be outlined along with future prospect;
- 12) The fair value of investment in assets of provident fund, on basis of un-audited accounts, as at December 31, 2022 was Rs. 313,918,803.
- 13) During year 2022, five meetings of the Board of Directors were held and attended by the Directors as under:

Sr. no	Name of Directors	Meetings Attended
1.	Jamil Ahmed Khan	5 out of 5
2.	Muhammad Akram Shahid	5 out of 5
3.	Muhammad Rahat Sadiq	5 out of 5
4.	Huma Waheed	5 out of 5
5.	Agha Ali Imam	5 out of 5
6.	Khawas Khan Niazi	4 out of 5
7.	Syed Rahat Ali Shah	5 out of 5

PATTERN OF SHAREHOLDING

Pattern of shareholding as at 31 December 2022 is included in this annual report.

COMPOSITION OF BOARD

The total numbers of directors are seven as per the following:

- a) Male 06 (Six)
- b) Female 01 (One)

REPORT ON CORPORATE

and Financial Reporting Framework

Category	Names
Independent Director	Jamil Ahmed Khan
	Agha Ali Imam
Non-Executive Directors	Khawas Khan Niazi
	Muhammad Rahat Sadiq
	Syed Rahat Ali Shah
Executive Directors	Muhammad Akram Shahid
	Huma Waheed

MEMBERS OF BOARD COMMITTEE

The members of the Board Committees were as under:

Audit Committee		
Mr. Agha Ali Imam	Independent Director	Chairman
Mr. Khawas Khan Nizai	Non-Executive Director	Member
Syed Rahat Ali Shah	Non-Executive Director	Member
Mr. Abdul Mannan Munir	Chief Internal Auditor	Secretary
Ethics, Human Resources & Remuneration Committee		
Mr. Jamil Ahmed Khan	Independent Director	Chairman
Mr. Muhammad Akram Shahid	Executive Director	Member
Mr. Muhammad Rahat Sadiq	Non Executive Director	Member
Mr. Wakeel Ahmed Mirza	General Manager	Secretary
Investment Committee		
Mr. Jamil Ahmed Khan	Independent Director	Chairman
Mr. Muhammad Akram Shahid	Executive Director	Member
Mr. Agha Ali Imam	Independent Director	Member
Mr. Tajammal Iqbal	Head of Conventional Business	Member
Mr. Maqbool Ahmad	Chief Financial Officer	Secretary

DIRECTORS' REMUNERATION

The Board of Directors have a formal policy and transparent procedure for remuneration of directors in accordance with the Companies Act, 2017 and determines it by Market benchmark of Insurance Industry. The detail of remuneration to directors and executives are

mentioned in notes to the financial statements.

Directors' Remuneration Policy encompasses the determination of attending fee of Board and its sub-Committees. As per the policy, the Board of Directors is authorised to determine the attending fee for all the non-executives including Independent Directors from time to time.

based on their qualification and experience.

During the year 2022, the following key officer of the Company has obtained certification of courses, namely, Effective Trade Fair & WTO Trade Facilitation from International Trade Centre, Geneva;

Name	
Huma Waheed	Director

PERFORMANCE OF THE BOARD

The Board has developed a mechanism to evaluate its own performance by adopting of self-evaluation exercise through questionnaire on annual basis, which covers core areas of the functioning of the Board. The primary purpose of this evaluation is to enable the Board members to perform their role and responsibilities more effectively towards progress of your Company. This evaluation is carried out under a self-evaluation methodology based on certain parameters. Critical areas that the questionnaire covers includes but not limited to the following:

DIRECTORS TRAINING PROGRAMME

The Board is fully complied with the requirement of Directors Training Programme laid down in the Code. Hence, out of seven Directors of the Company, five have already been attended the Directors' Training Programme (DTP). Two Directors are exempt from this requirement

- Evaluate and understand the statutory directive
- Assessment of overall roles and responsibilities of the Board members
- Critically review the financial reporting requirement
- Identify the area of risk

REPORT ON CORPORATE

and Financial Reporting Framework

- Trainings and up gradation of knowledge & skill of directors

The result of the Board's self-assessment of its overall performance was satisfactory against the set criteria.

AUDITORS

The Company's Auditors M/s. RSM Avais Hyder Liaquat Nauman, Chartered Accountants retire and offer themselves for re-appointment as Company's Auditors. The Audit Committee reviewed and recommended to the Board of Directors for re-appointment of M/s. RSM Avais Hyder Liaquat Nauman, Chartered Accountants as auditors of the Company for the next financial year ending December 31, 2023.

MATERIAL CHANGES

The following material changes have been occurred during reporting year 2022:

SCHEME OF MERGER

The Honorable High Court of Sindh at Karachi, vide the Petition # J.C.M. 49 of 2021 under section 279 to 283 and 2085 of Companies Act, 2017 has allowed scheme of Merger of SPI Insurance Company Limited with and into The United Insurance Company of Pakistan Limited. According to the share

swap ratio based on break-up value, 0.90 shares of UIC shall be issued for every 1 share of SPI, total 51,750,000 shares shall be issued to the shareholders of SPI Insurance Company Limited as consideration of merger.

Consequent upon the approval the scheme of merger the Authorized share capital of the Company to be increased from Rs. 5,000,000,000 (Rupees Five Billion Only) divided into 500,000,000 (Five Hundred Million) ordinary shares of Rs. 10/- without any further act, deed, matter or thing.

INCORPORATION OF THE UNITED LIFE ASSURANCE COMPANY LIMITED

The United Insurance Company of Pakistan Limited will invest upto Rs. 700 million in life insurance business. In the same spirit a new company in the name of The United Life Assurance Company Limited has been incorporated under the Companies Act, 2017 (XIX of 2017) as a public unlisted company-limited by shares.

The United Life Insurance Company Limited is a wholly owned subsidiary company of The United Insurance Company of Pakistan Limited. The principal line of business is to carry on the business, in any part of the world and more particularly in all parts of

Pakistan, in all classes and kinds of Life Insurance.

For and on behalf of the Board



Muhammad Akram Shahid
Chief Executive Officer

Date: March 21, 2023



Jamil Ahmed Khan
Chairman

Date: March 21, 2023

CODE OF CONDUCT & BUSINESS ETHICS

UIC is one of the leading insurance companies in Pakistan. Our integrity guides our conduct toward our policyholders, colleagues, shareholders, and the general public. This principle constitutes the foundation of our code of conduct and ethics as under:

- Each employee and director of the Company/the Operator should endeavor to deal fairly with customers, suppliers, competitors, the public at large, and each other at all times and in accordance with ethical business practices. No one should take unfair advantage of anyone through manipulation, concealment, abuse of privileged information, misrepresentation of material facts, or any other untoward practices.
- We should endeavor to ensure compliance with relevant statutory requirements, in the interest and best practices of corporate governance. No employee, or director of the Company/the Operator shall commit an illegal or unethical act, or incite others to do so, for any reason. Any violation of the laws that govern our business may result in a substantial loss of confidence in the Company/the Operator by the public, our policyholders, and stakeholders.
- The Company/the Operator is responsible to ensure that Company's corporate

records and communications are complete, reliable, and accurate, as our financial and accounting records are used to produce reports for our management teams, directors, and shareholders.

- The Company/the Operator is committed to conducting its business in compliance with all applicable environmental and workplace health and safety laws and regulations. The Company strives to provide a safe and healthy work environment for our employees and to avoid adverse impact and injury to the environment and communities in which we conduct our business. Achieving this goal is the responsibility of all officers, directors, and employees.
- The use of alcohol and drugs can impair your ability to work effectively and productively, you may not drink alcohol on the Company/the Operator premises. Additionally, you may not possess any non-pharmaceutical drugs on the Company/the Operator premises or at work-related functions.
- We are committed to preserving our reputation in the financial community by assisting in efforts to combat anti-money laundering and countering the financing of terrorism regulations, 2018. Money laundering is the practice of disguising the

ownership or source of illegally obtained funds through a series of transactions to "clean" the funds so they appear to be proceeds from legal activities.

- Any political affiliation by officers or executive directors on a personal level or on behalf of the Company's Conventional Business and/ or Window Takaful Operator and/or engaging in political activities and/or soliciting for the monetary contribution of any kind is not allowed in the light of AML Regulations. This policy applies solely to prevent the Company and Company's employees from unnecessary engagement to keep /maintain records and load of reporting to FMU & SECP.

The Company has developed a proper code of conduct which requires to be followed by each employee. The employees abide by the Code of Conduct to keep his/her integrity intact while dealing with colleagues, potential customers, policyholders, suppliers, and peer groups. The Company will always strive to maintain high standards of Business Anti-corruption measures. The Company follows a "Zero Tolerance Policy" for any reported corruption incidence.

INDEPENDENT AUDITOR'S REVIEW REPORT

TO THE MEMBERS OF THE UNITED INSURANCE COMPANY OF PAKISTAN LIMITED REVIEW REPORT ON THE STATEMENT OF COMPLIANCE CONTAINED IN THE CODE OF CORPORATE GOVERNANCE FOR INSURERS, 2016 AND LISTED COMPANIES (CODE OF CORPORATE GOVERNANCE) REGULATIONS, 2019 FOR THE YEAR ENDED DECEMBER 31, 2022.


We have reviewed the enclosed Statement of Compliance with the Code of Corporate Governance for Insurers, 2016 (the Code 2016) and the Listed Companies (Code of Corporate Governance) Regulations, 2019 (the Regulations 2019) prepared by the Board of Directors (the Board) of The United Insurance Company of Pakistan Limited (the Company) for the year ended December 31, 2022 in accordance with the requirements of the Code 2016 and the Regulations 2019.

The responsibility for compliance with the Code 2016 and the Regulations 2019 is that of the Board of Directors of the Company. Our responsibility is to review whether the Statement of Compliance reflects the status of the Company's compliance with the provisions of the Code 2016 and the Regulations 2019 and report if it does not and to highlight any non-compliance with the requirements of the Code 2016 and the Regulations 2019. A review is limited primarily to inquiries of the Company's personnel and review of various documents prepared by the Company to comply with the Code 2016 and the Regulations 2019.

As a part of our audit of the financial statements we are required to obtain an understanding of the accounting and internal control systems sufficient to plan the audit and develop an effective audit approach. We are not required to consider whether the Board of Director's statement on internal control covers all risks and controls or to form an opinion on the effectiveness of such internal controls, the Company's corporate governance procedures and risks.

The Code 2016 and the Regulations 2019 require the Company to place before the Audit Committee, and upon recommendation of the Audit Committee, place before the Board of Directors for their review and approval, its related party transactions. We are only required and have ensured compliance of this requirement to the extent of the approval of the related party transactions by the Board of Directors upon recommendation of the Audit Committee.

Based on our review, nothing has come to our attention which causes us to believe that the Statement of Compliance does not appropriately reflect the Company's compliance, in all material respects, with the Code 2016 and the Regulations 2019 as applicable to the Company for the year ended December 31, 2022.



RSM AVAIS HYDER LIAQUAT NAUMAN

CHARTERED ACCOUNTANTS

Place: Lahore

Date: March 21, 2023

UDIN: CR202210239GvzUMtBR3

STATEMENT OF COMPLIANCE

with the Code of Corporate Governance for Insurers, 2016 and Listed Companies (Code of Corporate Governance) Regulations, 2019 for the year ended December, 2022

This statement is being presented in compliance with the Code of Corporate Governance for Insurers, 2016 (the Code 2016) & Listed Companies (Code of Corporate Governance) Regulations, 2019 (the Regulations 2019) for the purpose of establishing a framework of good governance, whereby an insurer is managed in compliance with the best practices of corporate governance.

The United Insurance Company of Pakistan Limited has applied the principles contained in the Code 2016 and Regulations 2019 in the following manner:

1. The total number of directors are seven (7) as per the following:

- a) Male : Six (6)
- b) Female : One (1)

2. The Company ensures the representation of independent non-executive directors and facilitates directors representing minority on its Board of Directors. At present the composition of the Board is as follows:

Category	Names
Independent Director	Jamil Ahmed Khan Agha Ali Imam
Executive Director	Muhammad Akram Shahid
Non-Executive Directors	Khawas Khan Niazi Syed Rahat Ali Shah Muhammad Rahat Sadiq
Female Directors (Executive)	Huma Waheed

*All independent directors meet the criteria of independence as laid down under the Code 2016. The fraction of one third is not rounded up as the total no of directors are limited, hence two independent directors are significant and, In our view, serve the purposes of the Regulation 2019.

3. The directors have confirmed that none of them is serving as a director in more than seven listed companies, including this Company.

4. All directors of the Company are resident and registered taxpayers (Filer), none of them has defaulted in payment of any loan to any banking company or DFI, NBFIs or being a member of a stock exchange, has been declared as a defaulter by that stock exchange.

5. No casual vacancy occurred on the Board during the year.

6. The Company has prepared a Statement of Ethics and Business Practices / Code of Conduct and has ensured that appropriate steps have been taken to disseminate it throughout the Company along with its supporting policies and procedures.

7. The Board has developed a vision/mission statement, overall corporate strategy and significant policies of the Company. A complete record of particulars of significant policies

along with the dates on which they were approved or amended has been maintained.

8. All powers of the Board have been duly exercised and decisions on material transactions, including appointment and determination of remuneration and terms and conditions of employment of the Chief Executive Officer, other executive directors and key officers have been taken by the Board.

9. The meetings of the Board were presided over the Chairman and, in his absence, by a director elected by the Board for this purpose and the Board met at least once in every quarter. Written notice of the board meetings, along with the agenda and working papers, were circulated at least seven (7) days before the meetings. The minutes of the meeting were appropriately recorded and circulated.

10. The Board of Directors has a formal policy and transparent procedures for remuneration of directors in accordance with the Regulations 2019.

11. The following directors have completed certified Director's Training Program (DTP) and they are fully aware of their duties and responsibilities under the Code 2016 and Regulations 2019:

STATEMENT OF COMPLIANCE

with the Code of Corporate Governance for Insurers, 2016 and Listed Companies (Code of Corporate Governance) Regulations, 2019 for the year ended December, 2022

- **Mr. Muhammad Akram Shahid**
Executive Director
- **Mr. Khawas Khan Niazi**
Non-Executive Director
- **Ms. Huma Waheed**
Executive Director
- **Mr. Jamil Ahmed Khan**
Independent Director
- **Syed Rahat Ali Shah**
Non-Executive Director

Other two directors are exempt from the requirements of completing DTP.

12. The Board has established a system of sound internal control, which is effectively implemented at all levels within the Company. The Company has adopted and complied with all the necessary aspects of internal controls given in the Code 2016 and Regulations 2019.
13. The Board has approved appointment of Chief Financial Officer, Company Secretary and Head of Internal Audit, including their remuneration and terms and conditions of employment.
14. The Directors' Report for this year has been prepared in compliance with the requirement of the Code 2016 and fully describes the salient matters required to be disclosed.
15. The financial statements of the Company were duly endorsed by Chief Executive Officer and Chief Financial Officer before approval of the Board.

16. The Directors, Chief Executive Officer and other Executives do not hold any interest in the shares of the Company other than disclosed in the pattern of shareholding.

17. The Company has complied with all the corporate and financial reporting requirements of the Code 2016.

18. The Board has formed the following Management Committees:

Underwriting Committee:

Name of Member	Category
Mr. Khawas Khan Niazi	Chairman
Mr. S.M Qaisar Imam	Member
Mr. Aamir Hameed	Member
Mr. Tayyab Bashir	Secretary

Claims Settlement Committee:

Name of Member	Category
Ms. Huma Waheed	Chairperson
Mr. Tajammal Iqbal	Member
Mr. Raja Naeem Tariq	Member
Mr. Rizwan Safdar	Secretary

Reinsurance & Co-insurance Committee:

Name of Member	Category
Mr. Muhammad Rahat Sadiq	Chairman
Mr. Raja Naeem Tariq	Member
Mr. Aamir Hameed	Member
Mr. Tayyab Bashir	Member
Mr. Abrar Ahmed Khan Minhas	Secretary

Risk Management & Compliance Committee:

Name of Member	Category
Mr. Muhammad Akram Shahid	Chairman
Ms. Huma Waheed	Member
Syed Rahat Ali Shah	Member
Mr. Ali Hassan Bhatti	Member
Mr. Ahsan Ali	Secretary

19. All responsibilities of the nomination committee as laid down under the Code 2016 and the Regulations 2019 are being discharged by the Board.

20. The Board has formed the following Board Committees:

Ethics, Human Resource & Remuneration Committee:

Name of Member	Category
Mr. Jamil Ahmed Khan	Chairman
Mr. Muhammad Akram Shahid	Member
Mr. Muhammad Rahat Sadiq	Member
Mr. Wakeel Ahmed Mirza	Secretary

Investment Committee:

Name of Member	Category
Mr. Jamil Ahmed Khan	Chairman
Mr. Muhammad Akram Shahid	Member
Mr. Agha Ali Imam	Member
Mr. Tajammal Iqbal	Member
Mr. Maqbool Ahmad	Secretary

STATEMENT OF COMPLIANCE

with the Code of Corporate Governance for Insurers, 2016 and Listed Companies (Code of Corporate Governance) Regulations, 2019 for the year ended December, 2022

21. The Board has formed an Audit Committee. It comprises of three members, of whom one is independent director and two are Non-Executive Directors. The chairman of the Committee is an independent director. The composition of the Audit Committee is as follows:

Name of Member	Category
Mr. Agha Ali Imam	Chairman – Independent Director
Mr. Khawas Khan Niazi	Member – Non Executive Director
Syed Rahat Ali Shah	Member – Non Executive Director
Mr. Abdul Mannan Munir	Secretary

22. The terms of references of the Committees have been formed and advised to the Committees for compliance. The frequency of meetings of the Committees is quarterly.

23. The Board has set up an effective internal audit function who are considered suitably qualified and experienced for the purpose and are conversant with the policies and procedures of the Company and they are involved in the internal audit function on a regular basis.

24. The Chief Executive Officer, Chief Financial Officer, Company Secretary, Compliance Officer and the Head of Internal Audit possess such qualification and experience as is required under the Code 2016. The Appointed Actuary of the Company also meets the conditions as laid down in the said Code. Moreover, the persons handling the underwriting, claims, reinsurance, risk management and grievance functions/ department possess qualification and experience of direct relevance to their respective functions, as required under section 12 of the Insurance Ordinance, 2000.

Name of the Person	Designation
Muhammad Akram Shahid	Chief Executive Officer
Maqbool Ahmad	Chief Financial Officer
Athar Ali Khan	Company Secretary
Abdul Mannan Munir	Head of Internal Audit
Ali Hassan Bhatti	Head of Compliance & Risk Management
Faisal Zai	Actuary
Raja Naeem Tariq	Joint Director - Finance
Amir Hameed	Chief Operating Officer
Tajammal Iqbal	Head of Conventional Business
Shakeel Ahmed	Head of Window Takaful Business
S.M. Qaiser Imam	Head of Underwriting
Tayyab Bashir	Head of Operation – Underwriting Head of Grievance Department
Kamran Zaman	Head of Claims
Abrar Ahmed Khan Minhas	Head of Reinsurance
Wakeel Ahmed Mirza	Head of Human Resources

25. The statutory auditors of the Company have been appointed from the panel of auditors approved by the Commission in terms of sections 48 of the Insurance Ordinance, 2000. The statutory auditors have confirmed that they have been given a satisfactory rating under the Quality Control Review program of the Institute of Chartered Accountants of Pakistan (ICAP) and registered with Audit Oversight Board of Pakistan, that the firm and all its partners are in compliance with the International Federation of Accountants (IFAC) guidelines on code of ethics as adopted by the ICAP, that the firm and all its partners involved in the audit

are not a close relative (spouse, parent, dependent and non-dependent children) of the Chief Executive Officer, Chief Financial Officer, Head of Internal Audit, Company Secretary or Director of the Company and that the firm or any of the partners of the firm, their spouses and minor children do not hold shares of the Company;

26. The statutory auditors or the persons associated with them have not been appointed to provide other services and the auditors have confirmed that they have observed IFAC guidelines in this regard.

STATEMENT OF COMPLIANCE

with the Code of Corporate Governance for Insurers, 2016 and Listed Companies (Code of Corporate Governance) Regulations, 2019 for the year ended December, 2022

27. The Appointed Actuary of the Company has confirmed that the Directors or their spouses and their minor children do not hold shares of the Company. Pakistan Limited (UIC) from 'AA' (Double A) to 'AA+' (Double A Plus). The IFS rating of 'AA+' denotes very high capacity of meeting policyholder's and other contractual obligations. Outlook on the assigned rating is 'Stable'.
28. The Board ensures that the Appointed Actuary complies with the requirements set out for them in the Code 2016.
29. The Board ensures that the investment policy of the Company has been drawn up in accordance with the provision of the Code 2016.
30. The Board ensures that the risk management system of the Company is in place as per the requirements of the Code 2016.
31. The Company has set up a risk management department, which carries out its tasks as covered under the Code.
32. The Pakistan Credit Rating Agency Limited (PACRA) has maintained IFS Rating of The United Insurance Company of Pakistan Limited as AA+ (Double A Plus) with "Stable Outlook". The rating reflects United Insurance's strong business fundamentals emanating from a sustained growth in GPW.

33. The Board has set up a grievance department, which fully complies with the requirements of the Code 2016.
34. The Company has not obtained any exemption(s) from the Securities and Exchange Commission of Pakistan in respect of the requirement of the Code 2016.
35. We confirm that all other material principles contained in the Code 2016 and requirements of Regulations 3,6,7,8,27,32,33 and 36 of the Regulations 2019 have been complied with.



Muhammad Akram Shahid
Chief Executive Officer

Date: March 21, 2023



Jamil Ahmed Khan
Chairman

Date: March 21, 2023

Moreover, VIS Credit Rating Company Limited (VIS) has upgraded the Insurer Financial Strength (IFS) rating of The United Insurance Company of

STATEMENT UNDER SECTION 46 (6)

of The Insurance Ordinance, 2000

The Incharge of the management of the business was Mr. Muhammad Akram Shahid, Chief Executive Officer and the report on the affairs of business during the year 2022 signed by Jamil Ahmed Khan, Huma Waheed, Syed Rahat Ali Shah, Maqbool Ahmad and approved by the Board of Directors is part of the Annual Report 2022 under the title of "Directors' Report to the Members" and

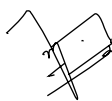
- (a) In our opinion the annual statutory accounts of The United Insurance Company of Pakistan Limited set out in the forms attached to the statement have been drawn up in accordance with the Insurance Ordinance, 2000 and any rules made thereunder;
- (b) The United Insurance Company of Pakistan Limited has at all times in the year complied with the provisions of the Ordinance and the rules made thereunder relating to paid-up capital, solvency and reinsurance arrangements; and
- (c) As at the date of the statement, the United Insurance Company of Pakistan Limited continues to be in compliance with the provisions of the Ordinance and the rules made thereunder relating to paid-up capital, solvency and reinsurance arrangements.



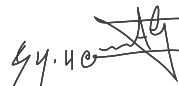
Muhammad Akram Shahid
Chief Executive Officer



Huma Waheed
Director



Maqbool Ahmad
Chief Financial Officer



Syed Rahat Ali Shah
Director



Jamil Ahmed Khan
Chairman

PATTERN OF SHAREHOLDING

As At December 31, 2022

No. of Shareholders	Shareholding		Total Shares Held
	From	To	
344	1	100	5,976
181	101	500	51,712
121	501	1000	96,338
307	1001	5000	805,319
111	5001	10000	828,134
53	10001	15000	653,534
23	15001	20000	406,390
26	20001	25000	595,387
11	25001	30000	302,704
13	30001	35000	429,474
9	35001	40000	342,860
11	40001	45000	477,394
6	45001	50000	288,271
3	50001	55000	156,313
6	55001	60000	337,588
4	60001	65000	254,543
4	65001	70000	273,272
4	70001	75000	287,896
3	80001	85000	246,934
2	85001	90000	177,669
3	95001	100000	292,932
1	100001	105000	100,500
1	105001	110000	109,447
1	110001	115000	111,675
3	115001	120000	350,510
2	120001	125000	245,108
2	125001	130000	254,531
1	130001	135000	130,436
2	145001	150000	297,776
1	150001	155000	151,000
2	165001	170000	334,534
1	175001	180000	176,684
1	205001	210000	207,004
1	225001	230000	229,700
1	240001	245000	242,479
1	315001	320000	316,318
1	320001	325000	322,748
1	340001	345000	344,125
1	380001	385000	383,596
1	385001	390000	389,082

PATTERN OF SHAREHOLDING

As At December 31, 2022

No. of Shareholders	Shareholding		Total Shares Held
	From	To	
1	425001	430000	426,755
1	435001	440000	435,886
1	460001	465000	460,797
1	465001	470000	466,500
1	490001	495000	490,835
1	635001	640000	635,893
1	640001	645000	644,708
1	670001	675000	671,000
1	745001	750000	749,792
1	775001	780000	776,472
1	795001	800000	798,000
1	1170001	1175000	1,173,931
1	1245001	1250000	1,249,635
1	1490001	1495000	1,490,413
1	1615001	1620000	1,619,978
1	1740001	1745000	1,741,150
1	1985001	1990000	1,989,787
1	7455001	7460000	7,459,574
1	8790001	8795000	8,790,868
1	12650001	12655000	12,652,707
1	22705001	22710000	22,705,009
1	28055001	28060000	28,056,308
1	28135001	28140000	28,135,506
1	29005001	29010000	29,005,809
1	31390001	31395000	31,393,525
1	43010001	43015000	43,011,126
1	55960001	55965000	55,960,143
1297			295,000,000

PATTERN OF SHAREHOLDING

As At December 31, 2022

Sr. No.	Categories of Shareholding	Number of Shareholders	Share held	Percentage %
1	Associated Companies, Undertaking & Related Parties (List "A" attached)	3	121,943,646	41.34
2	Mutual Funds, NIT, ICP & Government entity (List "B" attached)	3	21,046	0.01
3	Directors , CEO & Their Spouse and minor children (List "C" attached)	7	10,850,566	3.68
4	Executives (List "D" attached)	NIL	NIL	NIL
5	Public Sector Companies & Corporations (List "E" attached)	1	1,249,635	0.42
6	Banks, DFIs, NBFIs & Insurance Companies (List "F" attached)	2	13,110	0.00
7	Shareholders holding 5% or more (List "G" attached)	3	130,596,465	44.27
8	Others/Individual	1,278	30,325,532	10.28
	Total	1297	295,000,000	100.00

PATTERN OF SHAREHOLDING

As At December 31, 2022

List A Associated Companies, Undertaking & Related Parties

Sr. No.	Name	No. of Shares
1	United Track System (Private) Ltd	78,665,152
2	Tawasul Healthcare TPA (Private) Ltd	14,272,685
3	Tawasul Risk Management Services (Pvt.) Ltd	29,005,809
		<u>121,943,646</u>

List B Mutual Funds, NIT, ICP & Government entity

Sr. No.	Name	No. of Shares
1	National Bank of Pakistan Investor Account	19,121
2	Trustees First Capital Mutual Fund	1,881
3	IDBL (ICP Unit)	44
		<u>21,046</u>

List C Directors , CEO & Their Spouse and Minor Children

Sr. No.	Name	No. of Shares
1	Muhammad Akram Shahid	10,780,655
2	Khawas Khan Niazi	29,026
3	Miss. Huma Waheed	22,077
4	Muhammad Rahat Sadiq	11,421
5	Agha Ali Imam	3,235
6	Syed Rahat Ali Shah	1,956
7	Jamil Ahmed Khan	2,196
		<u>10,850,566</u>

List D Executives

Sr. No.	Name	No. of Shares
	Nil	-

List E Public Sector Companies & Corporations

Sr. No.	Name	No. of Shares
1	Pakistan Re-insurance Company Limited	<u>1,249,635</u>

List F Banks, DFIs, NBFI, Insurance Companies, Takaful, Modarabas and Pension Funds

Sr. No.	Name	No. of Shares
1	Eastern Federal Union Insurance Co., Ltd.	11,624
2	Al-Zamin Management (Private) Limited	1,486
		<u>13,110</u>

List G Shareholders' Holding 5% or above

Sr. No.	Name	No. of Shares
1	United International Farms (Private) Ltd	28,056,308
2	United Software and Technologies International (Pvt.) Ltd	59,529,031
3	Margalla News International	43,011,126
		<u>130,596,465</u>

The United Insurance Company of Pakistan Limited

Financial Statements

For The Year Ended December 31, 2022

INDEPENDENT AUDITOR'S REPORT

TO THE MEMBERS OF THE UNITED INSURANCE COMPANY OF PAKISTAN LIMITED REPORT ON THE AUDIT OF THE FINANCIAL STATEMENTS

Opinion

We have audited the annexed financial statements of **THE UNITED INSURANCE COMPANY OF PAKISTAN LIMITED (THE COMPANY)**, which comprise the statement of financial position as at December 31, 2022, and the related profit and loss account, the statement of comprehensive income, the cash flow statement and the statement of changes in equity for the year then ended, and notes to the financial statements, including a summary of significant accounting policies and other explanatory information and we state that we have obtained all the information and explanations which, to the best of our knowledge and belief, were necessary for the purposes of the audit.

In our opinion and to the best of our information and according to the explanations given to us, the statement of financial position, the profit and loss account, the statement of comprehensive income, the cash flow statement and the statement of changes in equity together with the notes forming part thereof, conform with the accounting and reporting standards as applicable in Pakistan and give the information required by the Insurance Ordinance, 2000 and the Companies Act, 2017, in the manner so required and respectively give a true and fair view of the state of Company's affairs as at December 31, 2022 and of the profit, total comprehensive income, the cash flows and its changes in equity for the year then ended.

Basis for Opinion

We conducted our audit in accordance with International Standards on Auditing (ISAs) as applicable in Pakistan. Our responsibilities under those standards are further described in the Auditor's Responsibilities for the Audit of the Financial Statements section of our report. We are independent of the Company in accordance with the International Ethics Standards Board for Accountants' Code of Ethics for Professional Accountants as adopted by the Institute of Chartered Accountants of Pakistan (the Code) and we have fulfilled our other ethical responsibilities in accordance with the Code. We believe that the audit evidence we have obtained is sufficient and appropriate to provide a basis for our opinion.

Key Audit Matters

Key audit matters are those matters that, in our professional judgment, were of most significance in our audit of the financial statements of the current period. These matters were addressed in the context of our audit of the financial statements as a whole, and in forming our opinion thereon, and we do not provide a separate opinion on these matters.

INDEPENDENT AUDITOR'S REPORT

TO THE MEMBERS OF THE UNITED INSURANCE COMPANY OF PAKISTAN LIMITED REPORT ON THE AUDIT OF THE FINANCIAL STATEMENTS

We have determined the matters described below as the Key Audit Matters:

Key audit matter	How our audit addressed the key audit matter
Outstanding claims including IBNR and net insurance claims	
<p>Refer Note 3.18 and 22.1 to the financial statements relating to outstanding claims including IBNR and net insurance claims.</p> <p>The Company's outstanding claims including IBNR represent 45.17% of its total liabilities and net insurance claims represent significant expense. These involves significant management judgment regarding uncertainty in the estimation of claims payments and assessment of frequency and severity of claims. Claim liabilities are recognized on intimation of the insured event based on management's judgment and estimation. The Company maintains provision for claims incurred but not reported (IBNR) based on the advice of an independent actuary. The actuarial valuation process involves significant judgment and the use of actuarial assumptions.</p> <p>We have identified this area as a key audit matter as it involves judgment and estimation.</p>	<p>Our audit procedures include the following:</p> <ul style="list-style-type: none"> • Obtained an understanding, evaluated the design and tested the key controls over the process of capturing, processing and recording of information related to the claims and recoveries from reinsurance arrangements; • Inspected significant arrangements with reinsurers to obtain an understanding of contract terms to assess that recoveries from reinsurers on account of claims reported are being accounted for based on contract terms and conditions; • Assessed the appropriateness of the Company's accounting policy for recording of claims in line with requirements of applicable accounting and reporting standards; • Tested claims transactions on sample basis with underlying documentations to evaluate whether the claims reported during the year are recorded in accordance with the requirements of the Company's policy and relevant regulations and assessed the sufficiency of the claim liabilities recorded, by testing calculations on the relevant data including recoveries from reinsurers based on the respective arrangements; • Tested specific claims transactions on sample basis recorded close to year end and subsequent to year end with underlying documentation to assess whether claims had been recognized in the appropriate accounting period;

INDEPENDENT AUDITOR'S REPORT

TO THE MEMBERS OF THE UNITED INSURANCE COMPANY OF PAKISTAN LIMITED REPORT ON THE AUDIT OF THE FINANCIAL STATEMENTS

	<ul style="list-style-type: none"> Assessed the work of an external actuarial specialist for determination of IBNR and evaluated their competence, capability and objectivity and also assessed general principles, actuarial assumptions and methods used by the actuary for actuarial valuations; and Considered the adequacy of Company's disclosures in the financial statements.
<p>Revenue Recognition Risk</p>	
<p>Refer Notes 3.22 and 21 to the financial statements relating to revenue recognition.</p> <p>The Company receives its major revenue from premiums and unearned premium reserve also represents significant portion of its liabilities. We identified revenue recognition as a key audit matter because of the potential risk of fraud in revenue recognition.</p>	<p>Our audit procedures include the following:</p> <ul style="list-style-type: none"> Obtained an understanding, evaluated the design and tested the implementation of controls over the process of capturing, processing and recording of premium income; Assessed the appropriateness of the Company's accounting policy for recording of premiums in line with the requirements of applicable laws, accounting and reporting standards; Tested the premium recorded on sample basis to test the accuracy from the underlying policies issued to insurance contract holders; Tested the policies on sample basis where premium was recorded close to year end, and evaluated that these were recorded in the appropriate accounting period; and Recalculated the unearned portion of premium income on sample basis to check recording of unearned premium reserve

Information Other than the Financial Statements and Auditor's Report Thereon

Management is responsible for the other information. The other information comprises the information included in the annual report, but does not include the financial statements and our auditors' report thereon.

INDEPENDENT AUDITOR'S REPORT

TO THE MEMBERS OF THE UNITED INSURANCE COMPANY OF PAKISTAN LIMITED REPORT ON THE AUDIT OF THE FINANCIAL STATEMENTS

Our opinion on the financial statements does not cover the other information and we do not express any form of assurance conclusion thereon.

In connection with our audit of the financial statements, our responsibility is to read the other information and, in doing so, consider whether the other information is materially inconsistent with the financial statements or our knowledge obtained in the audit or otherwise appears to be materially misstated. If, based on the work we have performed, we conclude that there is a material misstatement of this other information, we are required to report that fact. We have not been provided with any other information up to the date of our report and thus we have nothing to report in this regard.

Responsibilities of Management and Board of Directors for the Financial Statements

Management is responsible for the preparation and fair presentation of the financial statements in accordance with accounting and reporting standards as applicable in Pakistan and the requirements of Insurance Ordinance, 2000 and Companies Act, 2017 and for such internal control as management determines is necessary to enable the preparation of financial statements that are free from material misstatement, whether due to fraud or error.

In preparing the financial statements, management is responsible for assessing the Company's ability to continue as a going concern, disclosing, as applicable, matters related to going concern and using the going concern basis of accounting unless management either intends to liquidate the Company or to cease operations, or has no realistic alternative but to do so.

Board of Directors are responsible for overseeing the Company's financial reporting process.

Auditor's Responsibilities for the Audit of the Financial Statement

Our objectives are to obtain reasonable assurance about whether the financial statements as a whole are free from material misstatement, whether due to fraud or error, and to issue an auditor's report that includes our opinion. Reasonable assurance is a high level of assurance, but is not a guarantee that an audit conducted in accordance with ISAs as applicable in Pakistan will always detect a material misstatement when it exists. Misstatements can arise from fraud or error and are considered material if, individually or in the aggregate, they could reasonably be expected to influence the economic decisions of users taken on the basis of these financial statements.

As part of an audit in accordance with ISAs as applicable in Pakistan, we exercise professional judgment and maintain professional skepticism throughout the audit. We also:

- Identify and assess the risks of material misstatement of the financial statements, whether due to fraud or error, design and perform audit procedures responsive to those risks, and obtain audit evidence that is sufficient and appropriate to provide a basis for our opinion. The risk of not detecting a material misstatement resulting from fraud is higher than for one resulting from error, as fraud may involve collusion, forgery, intentional omissions, misrepresentations, or the override of internal control.
- Obtain an understanding of internal control relevant to the audit in order to design audit procedures

INDEPENDENT AUDITOR'S REPORT

TO THE MEMBERS OF THE UNITED INSURANCE COMPANY OF PAKISTAN LIMITED REPORT ON THE AUDIT OF THE FINANCIAL STATEMENTS

that are appropriate in the circumstances, but not for the purpose of expressing an opinion on the effectiveness of the Company's internal control.

- Evaluate the appropriateness of accounting policies used and the reasonableness of accounting estimates and related disclosures made by management.
- Conclude on the appropriateness of management's use of the going concern basis of accounting and, based on the audit evidence obtained, whether a material uncertainty exists related to events or conditions that may cast significant doubt on the Company's ability to continue as a going concern. If we conclude that a material uncertainty exists, we are required to draw attention in our auditor's report to the related disclosures in the financial statements or, if such disclosures are inadequate, to modify our opinion. Our conclusions are based on the audit evidence obtained up to the date of our auditor's report. However, future events or conditions may cause the Company to cease to continue as a going concern.
- Evaluate the overall presentation, structure and content of the financial statements, including the disclosures, and whether the financial statements represent the underlying transactions and events in a manner that achieves fair presentation.

We communicate with the Board of Directors regarding, among other matters, the planned scope and timing of the audit and significant audit findings, including any significant deficiencies in internal control that we identify during our audit.

We also provide the Board of Directors with a statement that we have complied with relevant ethical requirements regarding independence, and to communicate with them all relationships and other matters that may reasonably be thought to bear on our independence, and where applicable, related safeguards.

From the matters communicated with the Board of Directors, we determine those matters that were of most significance in the audit of the financial statements of the current period and are therefore the key audit matters. We describe these matters in our auditor's report unless law or regulation precludes public disclosure about the matter or when, in extremely rare circumstances, we determine that a matter should not be communicated in our report because the adverse consequences of doing so would reasonably be expected to outweigh the public interest benefits of such communication.

Report on Other Legal and Regulatory Requirements

Based on our audit, we further report that in our opinion:

- a) proper books of account have been kept by the Company as required by the Insurance Ordinance, 2000 and the Companies Act, 2017 [XIX of 2017];

INDEPENDENT AUDITOR'S REPORT


TO THE MEMBERS OF THE UNITED INSURANCE COMPANY OF PAKISTAN LIMITED REPORT ON THE AUDIT OF THE FINANCIAL STATEMENTS

- b) the statement of financial position, the profit and loss account, the statement of comprehensive income, the cash flow statement and the statement of changes in equity together with the notes thereon have been drawn up in conformity with the Insurance Ordinance, 2000 and the Companies Act, 2017 (XIX of 2017) and are in agreement with the books of account and returns;
- c) investments made, expenditure incurred and guarantees extended during the year were for the purpose of the Company's business; and
- d) zakat deductible at source under the Zakat and Ushr Ordinance, 1980 (XVIII of 1980) was deducted by the Company and deposited in the Central Zakat Fund established under section 7 of that Ordinance.

Other Matter

The financial statements of the Company for the year ended December 31, 2021 were audited by another firm of chartered accountants who have expressed an unmodified opinion in their report dated April 01, 2022.

The engagement partner on the audit resulting in this independent auditor's report is Syed Naveed Abbas.



RSM AVAIS HYDER LIAQUAT NAUMAN
CHARTERED ACCOUNTANTS

Place: Lahore

Date: March 21, 2023

UDIN: AR202210239MsjSo0AeN

STATEMENT OF FINANCIAL POSITION

As at December 31, 2022

	Note	2022 Rupees	2021 Rupees Re-Stated
Assets			
Property and equipment	5	1,505,204,151	1,194,933,142
Intangible assets	6	17,617,439	1,483,252
Investment property	7	250,984,701	51,912,475
Investments in associate	8	-	350,390,276
Investments			
Equity securities	9	29,107,629	30,775,664
Debt securities	10	1,218,380,280	617,502,776
Term deposits	11	577,741,164	400,097,871
Total assets of Window Takaful Operations - Operator's fund		690,860,264	726,037,646
Loans and other receivables	12	1,181,328,005	1,443,962,325
Insurance / reinsurance receivables	13	1,611,533,945	1,138,296,178
Prepaid reinsurance premium ceded	21	1,678,950,790	1,651,494,329
Reinsurance recoveries against outstanding claims	22	3,027,493,383	1,498,691,646
Deferred commission expense	23	316,878,428	375,486,487
Cash & bank balances	14	894,345,225	764,874,597
Total assets		13,000,425,404	10,245,938,664
Equity and liabilities			
Capital and reserves attributable to the Company's equity holders			
Ordinary share capital	15	2,950,000,000	2,950,000,000
Capital reserve			
- Fair value reserve		(45,161,560)	(32,656,109)
Revenue reserves			
- General reserve		75,115,917	75,115,917
- Unappropriated profit		997,691,379	1,027,881,962
		1,072,807,296	1,102,997,879
Total Equity		3,977,645,736	4,020,341,770
Surplus on revaluation of property and equipment	16	703,959,759	339,220,717
Liabilities			
Total liabilities of Window Takaful Operations - Operator's fund		298,811,383	189,324,452
Underwriting provisions			
Outstanding claims including IBNR	22	3,757,836,840	2,008,063,278
Unearned premium reserve	21	2,217,371,983	2,141,914,061
Premium deficiency reserve		-	5,895,297
Unearned reinsurance commission	23	250,873,741	294,407,089
Deferred taxation	17	150,560,931	126,532,111
Borrowings	18	82,834,498	93,156,626
Insurance / reinsurance payables - Due to insurers/re-insurers		783,461,811	429,075,859
Other creditors and accruals	19	374,623,200	323,818,070
Taxation - provision less payment		402,445,522	274,189,334
Total Liabilities		8,318,819,909	5,886,376,177
Total Equity and Liabilities		13,000,425,404	10,245,938,664
Commitments	20	-	-

The annexed notes form an integral part of these financial statements.


Muhammad Akram Shahid
Chief Executive Officer


Huma Waheed
Director


Maqbool Ahmad
Chief Financial Officer


Syed Rahat Ali Shah
Director


Jamil Ahmed Khan
Chairman

PROFIT AND LOSS ACCOUNT

For the year ended December 31, 2022

	Note	2022 Rupees	2021 Rupees Re-Styled
Net insurance premium	21	3,379,932,029	2,722,937,523
Net insurance claims	22	(755,697,304)	(533,540,021)
Reversal / (provision) of premium deficiency reserve		5,895,297	(5,895,297)
Net commission and other acquisition costs	23	(260,533,966)	(157,819,074)
Insurance claims and acquisition expenses		(1,010,335,973)	(697,254,392)
Management expenses	24	(1,246,478,242)	(1,045,197,116)
Underwriting results		1,123,117,814	980,486,015
Investment income	25	110,991,424	63,602,950
Rental income		2,079,996	2,450,250
Other income	26	59,336,977	32,326,451
Other expenses	27	(35,536,056)	(12,987,582)
Results of operating activities		1,259,990,155	1,065,878,084
Finance cost	28	(64,120,321)	(36,627,845)
Share of loss / impairment of investment in associate	8	-	(304,526,694)
Profit of Window Takaful Operations - Operator's fund		3,309,241	35,154,157
Profit for the year before income tax expense		1,199,179,075	759,877,702
Income tax expense	29	(277,460,439)	(248,163,024)
Profit for the year		921,718,636	511,714,678
Earnings per share			
- basic and diluted - Rupees	30	3.12	1.73

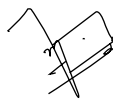
The annexed notes form an integral part of these financial statements.



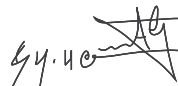
Muhammad Akram Shahid
Chief Executive Officer



Huma Waheed
Director



Maqbool Ahmad
Chief Financial Officer



Syed Rahat Ali Shah
Director



Jamil Ahmed Khan
Chairman

STATEMENT OF COMPREHENSIVE INCOME

For the year ended December 31, 2022

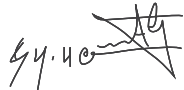
	2022 Rupees	2021 Rupees Re-Styled
Profit for the year	921,718,636	511,714,678
Other comprehensive (loss) for the year		
<i>Items to be re-classified to profit and loss account in subsequent period:</i>		
Unrealized (loss) on revaluation of available-for-sale investments - net off deferred tax	(9,081,780)	(5,979,684)
Reclassification adjustments relating to available-for-sale investments disposed off during the year - net off deferred tax	144,343	1,153,445
Share of other comprehensive income of Window Takaful Operations:		
Unrealized (loss) on revaluation of available-for-sale investments - net off deferred tax	(3,568,014)	(3,562,919)
Reclassification adjustments relating to available-for-sale investments disposed off during the year - net off deferred tax	-	(1,996,845)
	(12,505,451)	(10,386,003)
Total comprehensive income for the year	909,213,185	501,328,675

The annexed notes form an integral part of these financial statements.


Muhammad Akram Shahid
Chief Executive Officer


Huma Waheed
Director


Maqbool Ahmad
Chief Financial Officer


Syed Rahat Ali Shah
Director


Jamil Ahmed Khan
Chairman

CASH FLOW STATEMENT

For the year ended December 31, 2022

	Note	2022 Rupees	2021 Rupees
Operating cash flows:			
a) Underwriting activities			
Insurance premium received		5,963,454,115	5,555,339,319
Reinsurance premium paid		(2,654,372,440)	(3,074,518,496)
Claims paid	22	(2,092,519,090)	(2,068,060,328)
Reinsurance and other recoveries received	22	1,557,793,611	1,635,216,101
Commission paid		(644,316,149)	(567,681,720)
Commission received	23	472,231,828	453,073,842
Management expenses paid		(1,105,532,913)	(903,535,318)
Net cash flow from underwriting activities		1,496,738,962	1,029,833,400
b) Other operating activities			
Income tax paid		(161,638,133)	(159,417,196)
General expenses paid		(11,114,795)	(12,987,582)
Other operating payments		(318,105,084)	(21,800,047)
Loans advanced		(33,600,571)	(27,423,814)
Loan received back		24,921,048	23,335,728
Net cash flow from other operating activities		(499,537,535)	(198,292,911)
Total cash flow from all operating activities		997,201,427	831,540,489
c) Investment activities:			
Profit/ return received		95,998,342	60,973,930
Dividend received	25	2,268,990	2,136,898
Rental received		2,079,996	2,450,250
Payment for investment/ investment properties		(2,104,201,290)	(2,681,528,973)
Proceeds from investment/ investment properties		2,272,595,448	2,352,813,594
Fixed capital expenditure		(233,842,721)	(115,855,279)
Proceeds from disposal of property and equipment	5.1	47,506,276	18,473,839
Cash flow of Window Takaful Operations		165,000,000	200,000,000
Total cash flow from investing activities		247,405,041	(160,535,741)
Financing activities:			
Interest paid	28	(62,592,962)	(35,954,852)
Dividends paid		(1,002,147,917)	(285,791,155)
Lease liability paid		(50,394,961)	(41,681,018)
Total cash flow from financing activities		(1,115,135,840)	(363,427,025)
Net cash flow from all activities		129,470,628	307,577,723
Cash and cash equivalents at the beginning of the year		764,874,597	457,296,874
Cash and cash equivalents at the end of the year		894,345,225	764,874,597


Muhammad Akram Shahid
Chief Executive Officer


Huma Waheed
Director


Maqbool Ahmad
Chief Financial Officer


Syed Rahat Ali Shah
Director


Jamil Ahmed Khan
Chairman

CASH FLOW STATEMENT

For the year ended December 31, 2022

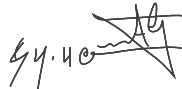
	Note	2022 Rupees	2021 Rupees Re-Stated
Reconciliation to Profit and Loss Account			
Operating cash flows		997,201,427	831,540,489
Depreciation & amortization expense	5 & 6	(140,945,329)	(141,661,798)
Finance cost	28	(64,120,321)	(36,627,845)
(Loss) / Gain on disposal of property and equipment	27	(24,421,261)	6,122,165
Rental income		2,079,996	2,450,250
Dividend income		2,268,990	2,136,898
Share of loss from associate	8	-	(304,526,694)
Increase in assets other than cash		2,304,087,603	573,578,913
(Increase) in liabilities other than borrowings		(2,266,464,144)	(531,134,613)
Investment & other income	25 & 26	108,722,434	74,682,756
Profit of Window Takaful Operations - Operators' fund		3,309,241	35,154,157
Profit for the year		921,718,636	511,714,678

The annexed notes form an integral part of these financial statements.


Muhammad Akram Shahid
 Chief Executive Officer


Huma Waheed
 Director


Maqbool Ahmad
 Chief Financial Officer


Syed Rahat Ali Shah
 Director


Jamil Ahmed Khan
 Chairman

STATEMENT OF CHANGES IN EQUITY

For the year ended December 31, 2022

	Attributable to equity holders of the Company					Total
	Ordinary share capital	Capital reserve	Revenue reserves			
		Fair value reserve	General reserve	Unappropriated profit	Subtotal	
----- Rupees -----						
Balance as at January 01, 2021	2,950,000,000	(22,270,106)	75,115,917	751,251,334	826,367,251	3,754,097,145
Transaction with owners						
Interim cash dividends at Rs. 1.00/- per share relating to 2021	-	-	-	(295,000,000)	(295,000,000)	(295,000,000)
Transferred from surplus on revaluation of property and equipment (refer Note 16)	-	-	-	59,915,950	59,915,950	59,915,950
Total comprehensive income for the year						
Profit for the year - Re-stated	-	-	-	511,714,678	511,714,678	511,714,678
Other comprehensive loss	-	(10,386,003)	-	-	-	(10,386,003)
	-	(10,386,003)	-	511,714,678	511,714,678	501,328,675
Balance as at December 31, 2021 - Re-stated						
	2,950,000,000	(32,656,109)	75,115,917	1,027,881,962	1,102,997,879	4,020,341,770
Balance as at January 01, 2022						
	2,950,000,000	(32,656,109)	75,115,917	1,027,881,962	1,102,997,879	4,020,341,770
Transaction with owners						
Interim cash dividends relating to 2022						
at Rs. 1 for the first quarter	-	-	-	(295,000,000)	(295,000,000)	(295,000,000)
at Rs. 1.5 for the second quarter	-	-	-	(442,500,000)	(442,500,000)	(442,500,000)
at Rs. 1 for the third quarter	-	-	-	(295,000,000)	(295,000,000)	(295,000,000)
	-	-	-	(1,032,500,000)	(1,032,500,000)	(1,032,500,000)
Transferred from surplus on revaluation of property and equipment (refer Note 16)	-	-	-	80,590,781	80,590,781	80,590,781
Total comprehensive income for the year						
Profit for the year	-	-	-	921,718,636	921,718,636	921,718,636
Other comprehensive loss	-	(12,505,451)	-	-	-	(12,505,451)
	-	(12,505,451)	-	921,718,636	921,718,636	909,213,185
Balance as at December 31, 2022						
	2,950,000,000	(45,161,560)	75,115,917	997,691,379	1,072,807,296	3,977,645,736

The annexed notes form an integral part of these financial statements.


Muhammad Akram Shahid
 Chief Executive Officer


Huma Waheed
 Director


Maqbool Ahmad
 Chief Financial Officer


Syed Rahat Ali Shah
 Director


Jamil Ahmed Khan
 Chairman

NOTES TO THE FINANCIAL STATEMENTS

For the year ended December 31, 2022

1 LEGAL STATUS AND NATURE OF BUSINESS

1.1 Status and operations

The United Insurance Company of Pakistan Limited (the Company) was incorporated on October 20, 1959, in Pakistan as a Public Limited Company under the repealed Companies Act, 1913, and its shares are quoted on Pakistan Stock Exchange Limited. The Registered Office of the Company is situated at 204, 2nd floor, Madina City Mall, Abdullah Haroon Road, Saddar, Karachi, in the province of Sindh, and its Head Office is located at UIG House 01, Upper Mall, Lahore, in the province of Punjab. The Company operates through a network of branches in all over Pakistan, detail of which is set out in the annual report. The principal activity of the Company is General Insurance Business and it qualifies as a domestic insurance company under the Insurance Ordinance, 2000 and undertakes Fire & Property Damage, Marine Aviation & Transport, Motor, Crop and Miscellaneous General Insurance. The Company was allowed to carry on Window Takaful Operations on August 18, 2014 by the Securities and Exchange Commission of Pakistan (SECP) under the Takaful Rules, 2012. The Company has not transacted any insurance business outside Pakistan.

For the purpose of carrying on takaful business, the Company formed a Waqf/ Participants' Takaful Fund (PTF) on June 09, 2014 under a trust deed. The trust deed governs the relationship of shareholders and policy holders for management of takaful operations.

1.2 A scheme of merger of a related party M/S SPI Insurance Company Limited (SPI) into the Company was filed with the Honorable Sindh High Court (the Court) after approval of the same by the Board and members of both companies. The Court through its order dated January 23, 2023 has approved the "Scheme of Merger". The assets, liabilities and reserves of the related party will be merged into assets, liabilities and reserves of the Company after completing other formalities under the scheme from effective date of the scheme. Summarized financial information of SPI is given below:

	31, December 2022	31, December 2021
	Rupees	Rupees
ASSETS		
Property, equipment and intangible assets	88,925,704	106,339,410
Investments	189,389,245	333,345,595
Total assets in Window Takaful Operations - Operator's Fund	55,958,569	65,645,009
Insurance / Reinsurance receivables	245,216,551	289,217,822
Other assets	208,062,730	240,860,417
Total assets	787,552,799	1,035,408,253
EQUITY AND LIABILITIES		
CAPITAL AND RESERVES		
Share capital	575,000,000	575,000,000
Capital reserve: Fair value reserve	78,381,436	114,467,091
Revenue reserve: Un-appropriated profit	(81,107,311)	25,020,138
Total Equity	572,274,125	714,487,229
LIABILITIES		
Underwriting provisions	148,058,196	204,145,505
Other liabilities	67,220,478	116,775,519
Total Liabilities	215,278,674	320,921,024
Total Equity and Liabilities	787,552,799	1,035,408,253

NOTES TO THE FINANCIAL STATEMENTS

For the year ended December 31, 2022

2 BASIS OF PREPARATION AND STATEMENT OF COMPLIANCE

- These financial statements have been prepared in accordance with accounting and reporting standards as applicable in Pakistan. The accounting and reporting standards comprise of:
- International Financial Reporting Standards (IFRS) issued by International Accounting Standard Board (IASB) as are notified under the Companies Act, 2017;
- Islamic Financial Accounting Standards (IFAS) issued by the Institute of Chartered Accountants of Pakistan as are notified under the Companies Act, 2017; and
- Provisions of and directives issued under the Companies Act, 2017, the Insurance Ordinance, 2000, the Insurance Rules, 2017, and the Insurance Accounting Regulations, 2017.
- In case requirements differ, the provisions or directives of the Companies Act, 2017, the Insurance Ordinance, 2000, the Insurance Rules, 2017, and the Insurance Accounting Regulations, 2017, shall prevail.

2.1 Basis of measurement

These financial statements have been prepared under the historical cost convention except for certain investments, property and equipment which are measured at fair value, as discussed in the relevant policy note.

Total assets, total liabilities and total comprehensive income of the Window Takaful Operations of the Company referred to as the Operator's Fund have been included in these financial statements in accordance with the requirements of Circular 25 of 2015 dated July 09, 2015. A separate set of financial statements of the Window Takaful Operations has been reported which is annexed to these financial statements as per the requirements of the SECP.

2.2 Functional and presentation currency

These financial statements are presented in Pakistani Rupees which is the Company's functional and presentation currency. All figures have been rounded to the nearest Rupees, unless otherwise stated.

2.3 Standards, amendments to standards and interpretations

2.3.1 Standards, amendments to standards and interpretations becoming effective in current year

The following standards, amendments to standards and interpretations have been effective and are mandatory for financial statements of the Company for the periods beginning on or after January 01, 2022 and therefore, have been applied in preparing these financial statements.

i) Annual Improvements to IFRS Standards 2018–2020 Cycle

The IASB has issued 'Annual Improvements to IFRS Standards 2018–2020'. The pronouncement contains amendments to the following Financial Reporting Standards (IFRSs).

- IFRS 9 Financial Instruments - Fees in the '10 per cent' test for derecognition of financial liabilities. The amendment clarifies which fees an entity includes when it applies the '10 per cent' test in assessing whether to derecognise a financial liability. An entity includes only fees paid or received between the entity (the borrower) and the lender, including fees paid or received by either the entity or the lender on the other's behalf.

NOTES TO THE FINANCIAL STATEMENTS

For the year ended December 31, 2022

- IAS 41 Agriculture - The amendment removes the requirement in paragraph 22 of IAS 41 for entities to exclude taxation cash flows when measuring the fair value of a biological asset using a present value technique. This will ensure consistency with the requirements in IFRS 13.

Application of these amendments did not have any significant impact on the Company's financial statements.

ii) IAS 16 – Property, Plant and Equipment

The IASB has published 'Property, Plant and Equipment – Proceeds before Intended Use (Amendments to IAS 16)' from selling items produced while bringing an asset into the location and condition necessary for it to be capable of operating in the manner intended by management.

The standard to prohibit deducting from the cost of an item of property, plant and equipment any proceeds from selling items produced while bringing that asset to the location and condition necessary for it to be capable of operating in the manner intended by management. Instead, an entity recognises the proceeds from selling such items, and the cost of producing those items, in profit or loss. An entity applies the amendments retrospectively only to items of property, plant and equipment that are brought to the location and condition necessary for them to be capable of operating in the manner intended by management on or after the beginning of the earliest period presented in the financial statements in which the entity first applies the amendments.

Application of these amendments did not have any significant impact on the Company's financial statements.

iii) IAS 37 – Provisions, Contingent Liabilities and Contingent Assets

The IASB has published 'Onerous Contracts – Cost of Fulfilling a Contract' amending the standard regarding costs a company should include as the cost of fulfilling a contract when assessing whether a contract is onerous.

The changes in Onerous Contracts – Cost of Fulfilling a Contract specify that the 'cost of fulfilling' a contract comprises the 'costs that relate directly to the contract'. Costs that relate directly to a contract can either be incremental costs of fulfilling that contract (examples would be direct labour, materials) or an allocation of other costs that relate directly to fulfilling contracts (an example would be the allocation of the depreciation charge for an item of property, plant and equipment used in fulfilling the contract).

Application of these amendments did not have any significant impact on the Company's financial statements.

2.3.2 Standards, amendments to standards and interpretations becoming effective in the current year but not relevant

There are certain new standards, amendments to standards and interpretations that became effective during the year and are mandatory for accounting periods of the Company beginning on or after January 01, 2022 but are considered not to be relevant to the Company's operations and are, therefore, not disclosed in these financial statements.

NOTES TO THE FINANCIAL STATEMENTS

For the year ended December 31, 2022

2.3.3 Standards, amendments to standards and interpretations becoming effective in future periods

The following standards, amendments to standards and interpretations have been published and are mandatory for the Company's accounting periods beginning on or after the effective dates specified therein.

i) IAS 1 – Presentation of Financial Statements

Amendments regarding the disclosure of accounting policies

The IASB has issued 'Disclosure of Accounting Policies (Amendments to IAS 1 and IFRS Practice Statement 2)' with amendments that are intended to help preparers in deciding which accounting policies to disclose in their financial statements in the following ways:

- an entity is now required to disclose its material accounting policy information instead of its significant accounting policies;
- several paragraphs are added to explain how an entity can identify material accounting policy information and to give examples of when accounting policy information is likely to be material;
- the amendments clarify that accounting policy information may be material because of its nature, even if the related amounts are immaterial;
- the amendments clarify that accounting policy information is material if users of an entity's financial statements would need it to understand other material information in the financial statements; and
- the amendments clarify that if an entity discloses immaterial accounting policy information, such information shall not obscure material accounting policy information.

In addition, IFRS Practice Statement 2 has been amended by adding guidance and examples to explain and demonstrate the application of the 'four-step materiality process' to accounting policy information in order to support the amendments to IAS 1. Once the entity applies the amendments to IAS 1, it is also permitted to apply the amendments to IFRS Practice Statement 2.

The amendments to IAS 1 are effective for annual periods beginning on or after 1 January 2023. The amendments are expected to affect disclosure of policies in the financial statements. Management is in process of assessing that effect.

Amendments regarding 'Classification of Liabilities as Current or Non-current' and the Classification of Debt with Covenants

- The IASB has issued 'Classification of Liabilities as Current or Non-current (Amendments to IAS 1)' providing a more general approach to the classification of liabilities under IAS 1 based on the contractual arrangements in place at the reporting date. The amendments in Classification of Liabilities as Current or Non-current (Amendments to IAS 1) affect only the presentation of liabilities in the statement of financial position — not the amount or timing of recognition of any asset, liability income or expenses, or the information that entities disclose about those items. They:

NOTES TO THE FINANCIAL STATEMENTS

For the year ended December 31, 2022

- clarify that the classification of liabilities as current or non-current should be based on rights that are in existence at the end of the reporting period and align the wording in all affected paragraphs to refer to the “right” to defer settlement by at least twelve months and make explicit that only rights in place “at the end of the reporting period” should affect the classification of a liability;
- clarify that classification is unaffected by expectations about whether an entity will exercise its right to defer settlement of a liability; and
- make clear that settlement refers to the transfer to the counterparty of cash, equity instruments, other assets or services.

The IASB has further modified the requirements introduced by ‘Classification of Liabilities as Current or Non-current’ on how an entity classifies debt and other financial liabilities as current or non-current in particular circumstances. Only covenants with which an entity is required to comply on or before the reporting date affect the classification of a liability as current or non-current. In addition, an entity has to disclose information in the notes that enables users of financial statements to understand the risk that non-current liabilities with covenants could become repayable within twelve months.

The amendments to IAS 1 are effective for annual periods beginning on or after 1 January 2024. The amendments are to be applied retrospectively in accordance with IAS 8. Application of these amendments is not expected to have any significant impact on the Company’s financial statements.

ii) IAS 8 – Accounting Policies, Changes in Accounting Estimates and Errors

The IASB has published ‘Definition of Accounting Estimates’ to help entities to distinguish between accounting policies and accounting estimates. The definition of a change in accounting estimates is replaced with a definition of accounting estimates. Under the new definition, accounting estimates are “monetary amounts in financial statements that are subject to measurement uncertainty”.

The IASB clarifies that a change in accounting estimate that results from new information or new developments is not the correction of an error. In addition, the effects of a change in an input or a measurement technique used to develop an accounting estimate are changes in accounting estimates if they do not result from the correction of prior period errors.

The amendments are effective for annual periods beginning on or after 1 January 2023. Application of these amendments is not expected to have any significant impact on the Company’s financial statements.

iii) IAS 12 – Income Taxes

The IASB has published ‘Deferred Tax related to Assets and Liabilities arising from a Single Transaction (Amendments to IAS 12)’ that clarify how companies account for deferred tax on transactions such as leases and decommissioning obligations. Accordingly, the initial recognition exemption, provided in IAS 12.15(b) and IAS 12.24, does not apply to transactions in which equal amounts of deductible and taxable temporary differences arise on initial recognition. The amendments are effective for annual reporting periods beginning on or after 1 January 2023.

Application of these amendments is not expected to have any significant impact on the Company’s financial statements.

NOTES TO THE FINANCIAL STATEMENTS

For the year ended December 31, 2022

iv) IFRS 16 Leases

The IASB has issued 'Lease Liability in a Sale and Leaseback (Amendments to IFRS 16)' with amendments that clarify how a seller-lessee subsequently measures sale and leaseback transactions that satisfy the requirements in IFRS 15 to be accounted for as a sale.

Lease Liability in a Sale and Leaseback (Amendments to IFRS 16) requires a seller-lessee to subsequently measure lease liabilities arising from a leaseback in a way that it does not recognise any amount of the gain or loss that relates to the right of use it retains. The new requirements do not prevent a seller-lessee from recognising in profit or loss any gain or loss relating to the partial or full termination of a lease. The amendments also include one amended and one new illustrative examples.

Application of these amendments is not expected to have any significant impact on the Company's financial statements.

v) IFRS 4 Insurance Contracts

The IASB has published 'Extension of the Temporary Exemption from Applying IFRS 9 (Amendments to IFRS 4)' to defer the fixed expiry date of the amendment also to annual periods beginning on or after 1 January 2023.

Application of these amendments is expected to have a significant impact on the Company's financial statements. The management is in process of assessing the effect of this amendment on the Company's financial statements.

2.3.4 Standards, amendments to standards and interpretations becoming effective in future periods but not relevant

There are certain new standards, amendments to standards and interpretations that are effective from different future periods as specified therein, but are considered not to be relevant to the Company's operations, therefore, not disclosed in these financial statements.

2.3.5 Standards issued by IASB but not applicable in Pakistan

Following new standards have been issued by IASB which are yet to be notified by the SECP for the purpose of applicability in Pakistan:

IFRS 1 - First-time adoption of International Financial Reporting Standards

IFRS 17 - Insurance Contracts

NOTES TO THE FINANCIAL STATEMENTS

For the year ended December 31, 2022

3 SUMMARY OF SIGNIFICANT ACCOUNTING POLICIES

The accounting policies applied in the preparation of these financial statements are set out below:

3.1 Property and Equipment

3.1.1 Operating assets - owned assets

Operating assets, except freehold land, are stated at cost/valuation less accumulated depreciation and accumulated impairment, if any. Freehold land is carried at valuation less accumulated impairment, if any.

Depreciable assets are depreciated on reducing balance method so as to write off depreciable amount of the assets over their estimated useful life at the rates specified in note 5.1 to the financial statements. Depreciation on additions to/ disposal from property and equipment for the year is charged on 'number of days basis'.

Subsequent costs are included in the asset's carrying amount or recognized as a separate asset, as appropriate, only when it is probable that future economic benefits associated with the items will flow to the Company and the cost of the item can be measured reliably. All other repair and maintenance costs are charged to profit and loss as and when incurred.

The gain or loss on disposal or retirement of an asset represented by the difference between the sale proceeds and the carrying amount of the asset is recognized as an income or expense.

Any revaluation increase arising on the revaluation of property and equipment is recognised in other comprehensive income and presented as a separate component as 'Surplus on revaluation of property and equipment', except to the extent that it reverses a revaluation decrease for the same asset previously recognised in profit or loss, in which case the increase is credited to profit or loss to the extent of the decrease previously charged. Any decrease in carrying amount arising on revaluation of property and equipment is charged to profit or loss to the extent that it exceeds the balance, if any, held in the revaluation surplus on property and equipment relating to a previous revaluation of that asset. The surplus on revaluation of property and equipment to the extent of incremental depreciation charged (net of deferred tax) is transferred to unappropriated profit. In case of disposal or retirement of a revalued asset, the attributable revaluation surplus remaining in the surplus on revaluation is transferred directly to the unappropriated profit. The revaluation reserve is not available for distribution to the Company's shareholders.

3.1.2 Capital work in progress

Capital work-in-progress is stated at cost less impairment loss, if any. All expenditure connected with specific assets incurred during installation and construction period are carried under capital work-in-progress. These are transferred to specific assets as and when these are available for use.

NOTES TO THE FINANCIAL STATEMENTS

For the year ended December 31, 2022

3.2 Leases

3.2.1 Lease liability

A lease liability is recognised at the commencement date of a lease. The lease liability is initially recognised at the present value of the lease payments to be made over the term of the lease, discounted using the interest rate implicit in the lease or, if that rate cannot be readily determined, the Company's incremental borrowing rate. Lease payments comprise of fixed payments less any lease incentives receivable, variable lease payments that depend on an index or a rate, amounts expected to be paid under residual value guarantees, exercise price of a purchase option when the exercise of the option is reasonably certain to occur, and any anticipated termination penalties. The variable lease payments that do not depend on an index or a rate are expensed in the period in which they are incurred.

Lease liabilities are measured at amortised cost using the effective interest method. The carrying amounts are remeasured if there is a change in the following: future lease payments arising from a change in an index or a rate used; residual guarantee; lease term; certainty of a purchase option and termination penalties. When a lease liability is remeasured, an adjustment is made to the corresponding right-of-use asset, or to profit or loss if the carrying amount of the right-of-use asset is fully written down.

3.2.2 Lease term

The lease term is a significant component in the measurement of both the right-of-use asset and lease liability. Judgement is exercised in determining whether there is reasonable certainty that an option to extend the lease or purchase the underlying asset will be exercised, or an option to terminate the lease will not be exercised, when ascertaining the periods to be included in the lease term. In determining the lease term, all facts and circumstances that create an economical incentive to exercise an extension option, or not to exercise a termination option, are considered at the lease commencement date. Factors considered may include the importance of the asset to the company's operations; comparison of terms and conditions to prevailing market rates; incurrence of significant penalties; existence of significant leasehold improvements; and the costs and disruption to replace the asset. The company reassesses whether it is reasonably certain to exercise an extension option, or not exercise a termination option, if there is a significant event or significant change in circumstances.

3.2.3 Incremental borrowing rate

Where the interest rate implicit in a lease cannot be readily determined, an incremental borrowing rate is estimated to discount future lease payments to measure the present value of the lease liability at the lease commencement date. Such a rate is based on what the company estimates it would have to pay a third party to borrow the funds necessary to obtain an asset of a similar value to the right-of-use asset, with similar terms, security and economic environment.

3.2.4 Right-of-use assets

Right-of-use assets, presented with property and equipment in note 5, are recognised at the commencement date of a lease. A right-of-use asset is measured at cost, which comprises the initial amount of the lease liability, adjusted for, as applicable, any lease payments made at or before the commencement date net of any lease incentives received, any initial direct costs incurred, and, except where included in the cost of inventories, an estimate of costs expected to be incurred for dismantling and removing the underlying asset, and restoring the site or asset.

NOTES TO THE FINANCIAL STATEMENTS

For the year ended December 31, 2022

Right-of-use assets are depreciated over the unexpired period of the lease or the estimated useful life of the asset, whichever is the shorter. Where the company expects to obtain ownership of the Right-of-use assets at the end of the lease term, the depreciation is over its estimated useful life. Right-of use assets are subject to impairment or adjusted for any remeasurement of lease liabilities.

The company has elected not to recognise a right-of-use asset and corresponding lease liability for short-term leases with terms of 12 months or less and leases of low-value assets. Lease payments on these assets are expensed to profit or loss as incurred.

Right-of-use assets are revalued in line with policy for revaluation of owned operating fixed assets. Refer note 3.1.

3.3 Ijarah contracts

Ijarah rentals (Ujra) under Ijarah contracts are recognized as an expense in the profit and loss account on a straight-line basis over the Ijarah term as per Islamic Financial Accounting Standard (IFAS 2 IJARAH) issued by SECP vide S.R.O 431(I)/2007 dated May 22, 2007.

3.4 Intangible assets

These are stated at cost less accumulated amortization and accumulated impairment loss, if any.

Amortization on intangibles is charged to profit and loss account on the reducing balance method so as to write off intangible asset over its estimated useful life at the rates specified in note 6 to the financial statements. Amortization on additions to/ disposal from intangibles, if any, is charged on "number of days basis".

The gain/(loss) on disposal or retirement of an intangible asset represented by the difference between the sale proceeds and the carrying amount of the asset is recognized as income or expense.

3.5 Investment property

Investment properties are held for earning rentals and on capital appreciation. Investment property except freehold land is carried at cost less accumulated depreciation and accumulated impairment, if any. Freehold land is carried at cost/valuation less impairment loss, if any.

Depreciation policy, subsequent capital expenditures and gains/ losses on disposal are accounted for in the same manner as specified in note 3.1.1.

3.6 Insurance contracts

Insurance contracts are those contracts where the Company (the insurer) has accepted significant insurance risk from another party (the policy holders) by agreeing to compensate the policyholders if a specific uncertain future event (the insured event) adversely affects the policy holders.

Once a contract has been classified as an insurance contract, it remains an insurance contract for the remainder of its lifetime, even if subsequently the insurance risk reduces significantly, unless all rights and liabilities are extinguished or expired.

NOTES TO THE FINANCIAL STATEMENTS

For the year ended December 31, 2022

Insurance contracts are classified into following main categories, depending on the nature and duration of risk and whether or not the terms and conditions are fixed.

- Fire and property damage
- Marine, aviation and transport
- Motor
- Crop
- Miscellaneous

Fire and property insurance contracts mainly covers customers damage suffered to their properties owing to fire or other such events.

Marine Insurance covers the loss or damage of vessels, cargo, terminals and any transport of property by which cargo is transferred, acquired or held between the points of origin and final destination, due to some event.

Motor insurance provides coverage against losses as a result of theft, traffic accidents and against third party liability that could be incurred in an accident.

Crop insurance provides financial protection against natural disasters, fire and lightening and insect/ pest attack on standing crop.

Other various types of insurance are classified in miscellaneous category which includes mainly engineering and livestock, personal accident, worker's compensation, travel guard, products of financial institutions and health insurance etc.

The Company does not issue any insurance contracts with discretionary participation features (DPF) or any investment contracts.

3.7 Deferred commission expense / Acquisition cost

Commission and other incremental acquisition costs incurred in obtaining and recording policies of insurance and reinsurance are deferred and calculated by applying twenty-fourths method and recognized as assets where they can be reliably measured and it is probable that they will give rise to premium revenue that will be recognized in subsequent reporting periods. Incremental acquisition costs of a policy are costs of selling, underwriting and initialling an insurance policy which has been issued, i.e., the costs are identified at the level of an individual policy and not at the level of a portfolio of policies.

Deferred acquisition costs (if any) are amortized systematically over the reporting period over which the related premium revenue is recognized.

An acquisition cost, which is not incremental, is recognized as expense during the period in which the related premium revenue is recognized.

3.8 Unearned premium

The portion of premium written relating to the unexpired period of coverage is recognized as unearned premium by the Company. This liability is calculated by applying twenty-fourths method as specified in the Insurance Accounting Regulations, 2017.

NOTES TO THE FINANCIAL STATEMENTS

For the year ended December 31, 2022

3.9 Premium deficiency

The Company maintains a provision in respect of premium deficiency for the class of business where the unearned premium reserve is not adequate to meet the expected future liability after reinsurance, from claims and other supplementary expenses, expected to be incurred after the statement of financial position date in respect of the unexpired policies in that class of business at the statement of financial position date. This provision (liability adequacy test) is recognized in accordance with the requirements given in International Financial Reporting Standard (IFRS) 4- Insurance contracts. The movement in the premium deficiency reserve is recorded as an expense/ income in profit and loss account for the year.

For this purpose, loss ratios for each class are estimated based on historical claim development. Historical experience is used in assessing the extent to which past trends may not apply in future or the effects of one-off claims. Further, actuarial valuation has been carried out to determine the amount of premium deficiency reserve in respect of Accident and Health insurance as required by the Insurance Rules, 2017. If these ratios are adverse, premium deficiency is determined. The loss ratios estimated on these basis for the unexpired portion are as follows:

	2022	2021
- Fire and property damage	26%	25%
- Marine, aviation and transport	8%	7%
- Motor	26%	44%
- Crop	15%	26%
- Miscellaneous	25%	33%

Based on analysis of combined operating ratio for the expired period of each reportable segment, the management considers that the unearned premium reserves for all the classes of business as at the year end is adequate to meet the expected future liability, after reinsurance, from claims and other expenses expected to be incurred after the statement of financial position date in respect of policies in those classes of business in force at the statement of financial position date.

3.10 Reinsurance contracts held

Insurance contracts entered into by the Company with reinsurers for compensation of losses suffered on insurance contracts issued are reinsurance contracts. These reinsurance contracts include both facultative and treaty arrangement contracts.

The Company enters into reinsurance contracts in the normal course of business in order to limit the potential for losses arising from certain exposures. Outward reinsurance premiums are accounted for in the same period as the related premiums for the direct or accepted reinsurance business being reinsured.

Reinsurance liabilities represent balance due to reinsurance companies. Amounts payable are estimated in a manner consistent with the related reinsurance contracts. Reinsurance assets represent balances due from reinsurance companies. Amounts recoverable from reinsurance companies are estimated in a manner consistent with the provisions for outstanding claims or settled claims associated with the reinsurance policies and are in accordance with the related reinsurance contract.

NOTES TO THE FINANCIAL STATEMENTS

For the year ended December 31, 2022

Reinsurance assets are not offset against related insurance liabilities. Income or expenses from reinsurance contracts are not offset against expenses or income from related insurance assets.

Reinsurance assets or liabilities are derecognized when the contractual rights are extinguished or expired.

The Company assesses its reinsurance assets for impairment on statement of financial position date. If there is objective evidence that reinsurance assets are impaired, the Company reduces the carrying amount of the reinsurance assets to its recoverable amount and recognizes impairment loss in the profit and loss account.

3.11 Receivables and payables related to insurance contracts

Receivables and payables related to insurance contracts are recognized when due at cost which is the fair value of the consideration given less provision for impairment, if any.

3.11.1 Insurance / reinsurance receivables

Receivables under insurance/ reinsurance contracts are recognized when due at the fair value of consideration receivable less provision for doubtful debts, if any. If there is objective evidence that the receivable is impaired, the Company reduces the carrying amount of the receivable accordingly and recognizes that impairment loss in profit and loss account.

3.11.2 Reinsurance recoveries against outstanding claims

Claims recoveries recoverable from the reinsurer are recognized as an asset at the same time as the claims which give rise to the right of recovery are recognized as a liability and are measured at the amount expected to be received.

3.12 Segment reporting

A business segment is a distinguishable component of the Company that is engaged in providing services that are subject to risks and returns that are different from those of other business segments. The Company follows IFRS 8 'Operating Segments', the Insurance Ordinance, 2000 and the Insurance Rules, 2017 for segment reporting of operating results using the classes of business as specified therein.

Based on its classification of insurance contracts issued, the Company has five primary business segments for reporting purposes namely Fire and Property Damage, Marine Aviation and Transport, Motor, Crop and Miscellaneous. The nature and business activities of these segments are disclosed in respective notes to the financial statements.

Assets and liabilities that are directly attributable to a particular segment have been allocated to them. Certain assets and liabilities have been allocated to segments on a reasonable basis. Those assets and liabilities which cannot be allocated to a particular segment on a reasonable basis are reported as unallocated corporate assets and liabilities.

NOTES TO THE FINANCIAL STATEMENTS

For the year ended December 31, 2022

3.13 Cash & cash equivalents

Cash and cash equivalents are carried in the statement of financial position at cost. For the purposes of cash flow statement, cash and cash equivalents comprise cash in hand and balances with banks.

3.14 Financial instruments

Financial assets and financial liabilities within the scope of IAS - 39 are recognized at the time when the Company becomes a party to the contractual provisions of the instrument and de-recognized when the Company loses control of contractual rights that comprise the financial assets and in the case of financial liabilities when the obligation specified in the contract is discharged, cancelled or expired. Any gain or loss on derecognition of the financial assets and financial liabilities is included in the profit and loss account for the year.

The particular recognition methods adopted are disclosed in the individual policy statements associated with each item.

3.15 Offsetting of financial assets and liabilities

Financial assets and financial liabilities are offset and the net amount is reported in the financial statements only when there is a legally enforceable right to set off the recognized amount and the Company intends either to settle on a net basis or to realize the assets and to settle the liabilities simultaneously.

3.16 Investment

3.16.1 Recognition

All investments are initially recognized at cost, being the fair value of the consideration given and includes transaction cost, except for held for trading investments in which case transaction costs are charged to the profit and loss account. These are classified into the following categories:

- In subsidiary and associate
- In equity securities
- In debt securities
- In term deposits

3.16.2 Measurement

In subsidiary and associates

IAS - 28 and IFRS - 10 provide the criteria for determining the controlling interest, relationship between parent & subsidiary company and associated concerns. As per IAS - 28, Entities in which the Company has significant influence but no control and which are neither its subsidiary nor joint ventures are associates and are accounted for by using the equity method of accounting and measurement after recognition is made by following the equity method.

NOTES TO THE FINANCIAL STATEMENTS

For the year ended December 31, 2022

Under equity method of accounting, the investments are initially recognized at cost; thereafter its carrying amount is increased or decreased for the Company's share of post acquisition changes in the net assets of the associate and dividend distributions. Goodwill relating to an associate is included in carrying amount of the investment and is not amortized. The Company's share of the profit and loss of the associate is accounted for in the Company's profit and loss account, whereas changes in the associate's equity which has not been recognized in the associate's profit and loss account are recognized directly in other comprehensive income of the Company.

After application of equity method, the carrying amount of investment in associate is tested for impairment by comparing its recoverable amount (higher of value in use and fair value less cost to sell) with its carrying amount and loss, if any, is recognized in profit and loss account.

In equity securities - Available for sale

Available for sale investments are those non-derivative investments that are designated as available for sale or are not classified as (a) loans and receivables, (b) held to maturity investments or (c) financial assets at fair value through profit or loss. These are primarily the investments that are intended to be held for an undefined period of time or may be sold in response to the need for liquidity.

Subsequent to initial recognition at cost including the transaction cost, these are measured at fair value, changes in fair value are recognized as other comprehensive income until the investment is derecognized or impaired. Gains and losses on derecognition and impairment losses are recognized in profit and loss account.

Return on fixed income securities classified as available for sale is recognized on a time proportion basis.

In debt securities - Held to maturity

Investments with fixed maturity that the management has the intent and ability to hold to maturity are classified as held to maturity and are initially measured at cost. At subsequent reporting dates, these are measured at amortized cost using the effective yield method.

Any premium paid or discount availed on acquisition of held to maturity investments is deferred and amortized over the term of the investment using the effective yield unless the impact of amortization is immaterial to the financial statements.

Income from held to maturity investments is recognized on a time proportion basis taking into account the effective yield on the investments.

The difference between the redemption value and the purchase price of the held to maturity investments is amortized and taken to the profit and loss account over the term of investment.

NOTES TO THE FINANCIAL STATEMENTS

For the year ended December 31, 2022

In Term deposits - Held to maturity

Investments with fixed maturity that the management has the intent and ability to hold to maturity are classified as held to maturity and are initially measured at cost. At subsequent reporting dates, these are measured at amortized cost using the effective yield method.

Any premium paid or discount availed on acquisition of held to maturity investments is deferred and amortized over the term of the investment using the effective yield unless the impact of amortization is immaterial to the financial statements.

Income from held to maturity investments is recognized on a time proportion basis taking into account the effective yield on the investments.

The difference between the redemption value and the purchase price of the held to maturity investments is amortized and taken to the profit and loss account over the term of investment.

Investment in window takaful operations

Investment in window takaful operations has been measured and disclosed in accordance with the provisions of the Takaful Rules, 2012 and Circular No. 25 of 2015, dated July 09, 2015 on "Financial Reporting of Window Takaful Operations by Non-Life Insurers".

Net assets in window takaful operations are recorded after adjusting the portion of profit/ (loss) and other comprehensive income/ (loss) from Operator's Fund (OPF) of takaful operations.

Profit/ (loss) share from takaful operations in profit and loss account is recorded as 100 percent share of profit/ (loss) from Operator's Fund (OPF) in takaful operations. Similarly share of other comprehensive income/ (loss) from takaful operations is recorded in other comprehensive income of the Company based on 100 percent share of other comprehensive income/ (loss) from OPF.

Qarz-e-Hasna funded by Operator's Fund (OPF) of takaful operations to Participants' Takaful Fund (PTF) of takaful operations is recorded as apportionment of profit in the financial statements of the Company.

3.17 Impairment of assets

The carrying amount of assets are reviewed at each statement of financial position date to determine whether there is any indication of impairment of any asset or group of assets. If such indication exists, the recoverable amount of the asset is estimated. An impairment loss is recognized whenever the carrying amount of an asset exceeds its recoverable amount. Impairment losses are recognized in profit and loss account.

NOTES TO THE FINANCIAL STATEMENTS

For the year ended December 31, 2022

Where impairment loss subsequently reverses, the carrying amounts of the assets are increased to the revised recoverable amounts but limited to the carrying amounts that would have been determined had no impairment loss been recognized for the assets in prior years. A reversal of an impairment loss is recognized immediately in profit and loss account.

In addition, impairment on available for sale investments and reinsurance assets are recognized as follows:

3.17.1 Available for sale

The Company determines that available for sale equity investments are impaired when there has been a significant or prolonged decline in the fair value below its cost. This determination of what is significant or prolonged requires judgment. In making this judgment, the Company evaluates among other factors, the normal volatility in share price. In addition, impairment may be appropriate when there is evidence of deterioration in the financial health of the investee, industry and sector performance, changes in technology and operational and financing cash flows.

3.17.2 Reinsurance assets

The Company determines the impairment of the reinsurance assets by looking at objective evidence, as a result of an event that occurred after initial recognition of the reinsurance assets, which indicates that the Company may not be able to recover amount due from reinsurer under the terms of reinsurance contract. In addition, the Company also monitors the financial ratings of its reinsurers on each reporting date.

3.18 Claims expense and liability for outstanding claims including IBNR

General insurance claims include all claims occurring during the year, whether reported or not, related internal and external claims handling costs that are directly related to the processing and settlement of claims, a reduction for the value of salvage and other recoveries and any adjustments to claims outstanding from previous years.

The Company recognizes liability in respect of all claims incurred up to the statement of financial position date which is measured at the undiscounted value of the expected future payments. The claims are considered to be incurred at the time of incident giving rise to the claims except as otherwise expressly indicated in an insurance contract. The liability for claims include amounts relating to unpaid reported claims, claims Incurred But Not Reported (IBNR) and expected claims settlement costs.

Provision for liability in respect of claims reported but not settled at the statement of financial position date is made on the basis of individual case estimates. The case estimates are based on the assessed amounts of individual losses and where loss assessments have not been carried out, the estimates are established in light of currently available information, past experience of similar claims and in some cases in relation to the sums insured. Case estimates are reviewed periodically to ensure that the recognized outstanding claim amounts are adequate to cover expected future payments including expected claims settlement costs and are updated as and when new information becomes available.

NOTES TO THE FINANCIAL STATEMENTS

For the year ended December 31, 2022

The provision for claims Incurred But Not Reported (IBNR) is consistently made at the statement of financial position date in accordance with the SECP Circular no. 9 of 2016. IBNR claims have been estimated using Chain Ladder (CL) methodology. The Chain Ladder (CL) Method involves determination of development factors or link ratios for each period. These are then subsequently combined to determine Cumulative Development Factor (CDF) which represents the extent of future development of claims to reach their ultimate level.

IBNR for all classes is determined and recognized in accordance with valuation carried out by an appointed actuary which is also based on Chain Ladder (CL) method.

3.19 Creditors, accruals and provisions

Liabilities for creditors and other amounts payable are carried at cost which is the fair value of the consideration to be paid in the future for the services received, whether or not billed to the Company.

Provisions are recognized when the Company has a present legal or constructive obligation as a result of past events, it is probable that an outflow of resources embodying economic benefits will be required to settle the obligation and a reliable estimate of the amount can be made. Provisions are reviewed at each statement of financial position date and adjusted to reflect the current best estimate.

3.20 Taxation

Income tax expense comprises of current and deferred tax. Income tax expense is recognized in the profit and loss account, except to the extent that it relates to items recognized directly in other comprehensive income or below equity, in which case it is recognized in other comprehensive income or below equity.

3.20.1 Current

Provision of current tax is based on the taxable income for the year determined in accordance with the prevailing law for taxation of income. The charge for current tax is calculated using prevailing tax rates or tax rates expected to apply to the profit for the year, if enacted. The charge for current tax also includes adjustments, where considered necessary, to the provision for taxation made in previous years arising from assessments finalized during the current year for such years.

3.20.2 Deferred

Deferred tax is accounted for using the balance sheet liability method in respect of all temporary differences at the statement of financial position date between the tax bases and carrying amounts of assets and liabilities for financial reporting purposes. Deferred tax liabilities are generally recognized for all taxable temporary differences and deferred tax assets are recognized to the extent that it is probable that taxable profits will be available against which the deductible temporary differences, unused tax losses and tax credits can be utilized.

NOTES TO THE FINANCIAL STATEMENTS

For the year ended December 31, 2022

Deferred tax assets and liabilities are measured at the tax rates that are expected to apply to the period when the asset is realized or the liability is settled, based on the tax rates (and tax laws) that have been enacted or substantively enacted at the statement of financial position date. Deferred tax is charged or credited to the profit and loss account, except in the case of items credited or charged to equity in which case it is included in equity.

3.21 Staff retirement benefits

Employees' contribution plan

The Company operates an approved employee contribution provident fund plan for all permanent employees. Equal contributions are made by employees and the Company at the rate of 8.34 percent (2021: 8.34 percent) of gross salary per month and charged to profit and loss account.

3.22 Revenue recognition

3.22.1 Premium

Premium income includes administrative surcharge that represents documentation and other charges recovered by the Company from policy holders in respect of policies issued.

Premium written under a policy is recognized as income over the period of insurance from the date of issuance of the policy to which it relates to its expiry. Where the pattern of incidence of risk varies over the period of the policy, premium is recognized as revenue in accordance with the pattern of the incidence of risk.

3.22.2 Commission income

Commission income from reinsurers is recognized at the time of issuance of the underlying insurance policy by the Company. This income is deferred and recognized as revenue in accordance with the pattern of recognition of the reinsurance premium to which it relates. Commission from reinsurers is arrived at after taking the impact of opening and closing unearned reinsurance commission. Profit/commission, if any, which the Company may be entitled to under the terms of reinsurance is recognized on accrual basis.

3.22.3 Investment income

Return on held-to-maturity investments and term deposits are recognized using the effective interest rate method. Profit or loss on sale of investments is recognized at the time of sale.

3.22.4 Dividend income and other income

Dividend income and entitlement of bonus shares are recognized when the Company's right to receive such dividend and bonus shares is established. Rental and other income are recognized as and when accrued.

NOTES TO THE FINANCIAL STATEMENTS

For the year ended December 31, 2022

3.23 Dividend distribution

Profit distribution to share holders is recognized as a deduction from accumulated profit in statement of changes in equity and as a liability, to the extent it is unclaimed/unpaid, in the Company's financial statements in the year in which the dividends are approved by the Board of Directors.

3.24 Management expenses

Management expenses include expenses incurred for the purpose of business and are recorded in the financial statements as and when accrued.

3.25 Foreign currency transactions and translations

Foreign currency transactions are translated into Pak Rupees using the exchange rates prevailing at the date of the transactions. All monetary assets and liabilities in foreign currencies are translated into Pak Rupees at the rates of exchange prevailing at the statement of financial position date. Foreign exchange gains and losses on translation are recognized in the profit and loss account. All non-monetary items are translated into Pak Rupees at exchange rates prevailing on the date of transaction or on the date when fair values are determined.

3.26 Zakat

Zakat on investment income is accounted for in the year of deduction, under Zakat and Ushr Ordinance, 1980.

3.27 Earnings per share

The Company presents basic and diluted earnings per share (EPS) for its ordinary shares. Basic EPS is calculated by dividing the profit or loss attributable to ordinary shareholders of the Company by the weighted average number of ordinary shares outstanding during the year. Diluted EPS is determined by adjusting the profit or loss attributable to ordinary shareholders and the weighted average number of ordinary shares outstanding for the effects of all dilutive potential ordinary shares.

3.28 Bonus shares

Reserve for issue of bonus shares is created in the year in which such an issue is approved.

3.29 Related party transactions

Party is said to be related, if they are able to influence the operating and financial decisions of the Company and vice versa. The Company in the normal course of business carries out transactions with related parties. Transactions with related parties are priced at comparable uncontrolled market price and are carried out at arm's length prices.

NOTES TO THE FINANCIAL STATEMENTS

For the year ended December 31, 2022

3.30 CRITICAL ACCOUNTING ESTIMATES AND JUDGEMENTS

The preparation of financial statements in conformity with approved accounting standards requires management to make judgments, estimates and assumptions that affect the application of policies and reported amounts of assets and liabilities as well as income and expenses.

The judgments, estimates and assumptions are based on historical experience, current trends and various other factors that are believed to be reasonable under the circumstances, the results of which form the basis of making the estimates about carrying values of assets and liabilities that are not readily apparent from other sources.

Actual results may differ from these estimates. The estimates and underlying assumptions are reviewed on an ongoing basis. Revisions to accounting estimates are recognized in the period in which the estimate is revised if the revision affects only that period or in the current and future periods if the revision affects both current and future periods.

In particular, the matters involving a higher degree of judgment or complexity, or areas where assumptions and estimates are significant to the financial statements are:

	Note
- Property and equipment - Useful lives and depreciation method	3.1
- Insurance / reinsurance receivables	3.11.1
- Premium deficiency	3.9
- Segment reporting	3.12
- Claims expense and liability for outstanding claims including IBNR	3.18
- Taxation	3.2
- Classification & Impairment in value of investments	3.16 & 3.17

4. RESTATEMENT OF INVESTMENT IN ASSOCIATE AND SOME OTHER LINE ITEMS

The audited financial statements of the Bank, were not available at the time of issuance of annual audited financial statements of the Company for the year ended December 31, 2021. Share of results of the Bank were accounted for, in the annual audited financial statements of the Company, on the basis of un-audited financial statements of the Bank.

The audited financial statements of the Bank are available, hence the same have been used to account for the share of results of the Bank for the year ended December 31, 2021 resulting in restatement of prior period figures related to investment in associate and some other line items. The impact of restatement on comparative figure in these financial statements is as under;

NOTES TO THE FINANCIAL STATEMENTS

For the year ended December 31, 2022

	Rupees
Statement of Financial Position and Statement of Changes in Equity	
Decrease in investments in associate	297,352,654
Decrease in unappropriated profit and equity	297,352,654
Profit and loss account	
Increase in share of loss and impairment from investment in associate	297,352,654
Decrease in profit for the year before income tax expense	297,352,654
Decrease in profit for the year	297,352,654
Decrease in earnings (after tax) per share - Basic & diluted	1.01

	Note	2022 Rupees	2021 Rupees
5 PROPERTY AND EQUIPMENT			
Operating assets	5.1	1,308,763,140	1,006,375,144
Right-of-use assets	5.2	176,200,000	116,712,807
Capital work-in-progress	5.3	20,241,011	71,845,191
		1,505,204,151	1,194,933,142

NOTES TO THE FINANCIAL STATEMENTS

For the year ended December 31, 2022

5.1 OPERATING ASSETS

		2022											
Description	As at January 01, 2022	Cost / Valuation				Revaluation Surplus	As at December 31, 2022	As at January 01, 2022	For the year	Depreciation		Written down values as at December 31, 2022	Depreciation Rate %
		Additions	Disposal	Transfers	Transfers					Disposal	Transfers		
-----Rupees-----													
Freehold land	364,619,606	47,911,304	-	(201,350,000)	262,962,840	474,143,750	-	-	-	-	-	474,143,750	-
Building on freehold land	261,376,295	-	(75,503,484)	84,711,752	82,126,957	352,711,520	75,548,409	8,860,402	(26,073,509)	2,523,867	60,859,169	291,852,351	5
Furniture & fixtures	136,796,320	5,885,264	(13,376,508)	2,776,784	-	132,081,860	92,745,069	4,824,675	(9,852,332)	-	87,717,412	44,364,448	10
Office equipment	61,642,775	7,805,340	(472,160)	1,892,000	-	70,867,955	34,527,123	3,336,993	(296,889)	-	37,567,227	33,300,728	10
Computer equipment	23,211,387	8,706,626	-	-	-	31,918,013	15,695,708	3,749,097	-	-	19,444,805	12,473,208	33.33
Vehicles (Note 5.1.1)	906,694,661	87,368,366	(68,634,979)	62,898,721	47,032,122	1,035,558,691	581,717,785	73,137,827	(49,761,307)	29,947,470	635,041,775	400,516,916	20
Cycles	125,040	19,500	-	-	-	144,540	97,058	8,868	-	-	105,926	38,614	20
Motor tracking devices	196,448,500	20,986,500	(3,736,037)	-	-	213,698,963	144,208,088	21,029,344	(3,611,594)	-	161,625,838	52,073,125	33.33
	1,950,914,384	178,682,900	161,523,168	(49,070,743)	392,121,919	2,311,125,292	944,539,240	114,947,206	(89,595,631)	32,471,337	1,002,362,152	1,308,763,140	
-----Rupees-----													
5.2 Right-of-use assets													
Vehicles	157,994,721	45,055,000	-	(62,898,721)	72,726,648	212,877,648	41,281,914	25,343,204	-	(29,947,470)	36,677,648	176,200,000	20

NOTES TO THE FINANCIAL STATEMENTS

For the year ended December 31, 2022

5.1 OPERATING ASSETS

Description	Cost / Valuation				2021				Depreciation Rate %			
	As at January 01, 2021	Addition	Disposal	Adjustment	As at December 31, 2021	For the year	Adjustment on Disposal	Transfers		As at December 31, 2021	Written down values as at December 31, 2021	
	Rupees											
Freehold land	364,103,790	515,856	-	-	364,619,606	-	-	-	-	-	364,619,606	-
Building on freehold land	261,376,295	-	-	-	261,376,295	9,780,417	-	-	-	75,548,409	185,827,886	5
Furniture & fixtures	137,889,294	330,688	(1,423,662)	-	136,796,320	4,878,509	(1,321,439)	-	-	92,745,069	44,051,251	10
Office equipment	60,837,255	1,235,025	(429,505)	-	61,642,775	2,928,421	(349,841)	-	-	34,527,123	27,115,652	10
Computer equipment	33,850,359	3,718,509	(14,357,481)	-	23,211,387	2,762,354	(14,052,242)	-	-	15,695,708	7,515,679	33.33
Vehicles	893,437,822	7,765,455	(35,777,955)	41,269,139	906,694,461	79,173,877	(24,094,815)	17,952,164	-	581,717,785	324,976,676	20
Cycles	113,140	11,900	-	-	125,040	4,178	-	-	-	97,058	27,982	20
Motor tracking devices	1,69,801,500	30,583,000	(3,936,000)	-	1,96,448,500	17,941,613	(3,754,592)	-	-	144,208,088	52,240,412	33.33
	1,921,409,415	44,160,433	(55,924,603)	41,269,139	1,950,914,384	117,469,369	(43,572,929)	17,952,164	-	944,539,240	1,006,375,144	

5.2 Right-of-use assets

Vehicles	155,910,860	43,353,000	-	(41,269,139)	157,994,721	23,398,951	-	(17,952,164)	-	41,281,914	116,712,807	20
----------	-------------	------------	---	--------------	-------------	------------	---	--------------	---	------------	-------------	----

NOTES TO THE FINANCIAL STATEMENTS

For the year ended December 31, 2022

5.1.1 At reporting date the formalities for the transfer of ownership of nine vehicles with carrying value of Rs. 15,591,623/- are in process.

5.1.2 Disposal of operating assets

Particulars of assets sold with book value exceeding Rs. 50,000/- are as follows:

Particulars	Cost	Accumulated depreciation	Written down value	Sales proceeds	Gain/(loss)	Mode of disposal	Sold to
-----Rupees-----							
Building	75,503,484	26,073,509	49,429,975	4,000,000	(45,429,975)	Demolition	Not applicable
Vehicles							
Toyota Corolla GLI	1,614,944	1,207,448	407,496	800,000	392,504	Negotiation	Mr. Shahram
Honda Civic VTI	2,103,818	1,609,212	494,606	1,125,000	630,394	Negotiation	M. Abbas Akram
Honda Civic VTI	2,071,292	1,486,350	584,942	1,125,000	540,058	Negotiation	Syed Qamar-Ul-Hassan
Honda Civic Vti Prosmatic	2,530,261	1,868,694	661,567	1,300,000	638,433	Negotiation	M. Arshad
Toyota Corolla GLI	2,289,694	1,756,302	533,392	1,400,000	866,608	Negotiation	Mr. Tahir Ayub
Toyota Corolla GLI	2,292,923	1,726,216	566,707	1,625,000	1,058,293	Negotiation	Mr. Usama Zarrar
Suzuki Mehran VXR	768,244	560,358	207,886	175,000	(32,886)	Negotiation	Wajahat Ali
Suzuki Alto	1,274,562	848,129	426,433	480,000	53,567	Negotiation	Mr. Shahzad Riaz
Suzuki Alto	1,180,435	783,740	396,695	540,000	143,305	Negotiation	Mr. Usama Zarrar
Toyota Corolla XLI	1,746,710	1,236,674	510,036	1,225,000	714,964	Negotiation	Mr. Qaisar Aziz
Suzuki Cultus	1,379,672	958,008	421,664	620,000	198,336	Negotiation	Syed Qamar-Ul-Hassan
Toyota Corolla XLI	1,841,309	1,274,602	566,707	1,380,000	813,293	Negotiation	Syed Qamar-Ul-Hassan
Toyota Corolla XLI	1,641,159	1,173,205	467,954	975,000	507,046	Negotiation	Syed Qamar-Ul-Hassan
Toyota Corolla GLI	2,062,955	1,496,248	566,707	1,300,000	733,293	Negotiation	Syed Qamar-Ul-Hassan
Honda Civic VTI	2,326,642	1,805,524	521,118	1,300,000	778,882	Negotiation	Makhdoom Ahmad Raza
Honda Civic VTI	2,351,651	1,837,898	513,753	1,325,000	811,247	Negotiation	Waqar Mustafa
Honda Civic	2,289,992	1,770,628	519,364	1,325,000	805,636	Negotiation	Muhammd Afzaal
Suzuki Cultus VXR	1,159,496	846,825	312,671	460,000	147,329	Negotiation	M. Arshad
Suzuki Cultus VXR	1,421,478	999,814	421,664	600,000	178,336	Negotiation	Mian Qaisar Aziz
Suzuki Cultus	1,169,036	852,788	316,248	580,000	263,752	Negotiation	Mr. Sagheer Ayub
Suzuki Alto	921,028	639,183	281,845	420,000	138,155	Negotiation	Sammar Abbas
Suzuki Cultus	1,168,759	787,074	381,685	757,000	375,315	Negotiation	Qasim Khan
Toyota Corolla XLI	1,643,593	1,217,441	426,152	650,000	223,848	Negotiation	Mr. M Tahir
Honda City	1,592,950	1,084,597	508,353	990,000	481,647	Negotiation	Zahid Mahmood
Toyota Corolla XLI	2,183,901	1,571,956	611,945	1,400,000	788,055	Negotiation	Qaiser Aziz
Suzuki Cultus	1,629,850	1,155,794	474,056	650,000	175,944	Negotiation	Qaisar Aziz
Suzuki Cultus	1,583,795	1,157,643	426,152	725,000	298,848	Negotiation	Syed Qamar-Ul Hassan
Suzuki Cultus	1,783,795	1,226,557	557,238	775,000	217,762	Negotiation	Mr. Qaisar Aziz
Toyota Corolla XLI	1,285,554	1,206,853	78,701	1,437,000	1,358,299	Negotiation	Mr. M. Inam
Toyota Corolla XLI	2,145,554	1,612,864	532,690	1,260,000	727,310	Negotiation	Makhdoom Ahmad Raza
Honda Civic	2,432,385	1,686,689	745,696	1,000,000	254,304	Negotiation	Tariq Rasheed
Toyota Saloon	2,443,909	1,879,306	564,603	1,930,000	1,365,397	Negotiation	Mr. Qaisar Aziz
Suzuki Cultus	1,584,126	1,116,453	467,673	855,000	387,327	Negotiation	Mr. Zahid Mahmood
Toyota Corolla GLI	2,564,397	1,979,455	584,942	1,620,000	1,035,058	Negotiation	Mr. Zahid Mahmood
Toyota Hilux Vigo	3,061,478	2,052,628	1,008,850	3,550,000	2,541,150	Negotiation	Sajjad Hussain
Suzuki Ravi Pickup	1,464,751	686,391	778,360	660,000	(118,360)	Negotiation	Qaisar Aziz
Sub total	140,509,582	73,233,056	67,276,526	42,339,000	(24,937,526)		

The following assets with book value below Rs. 50,000/- were disposed off during the year to various individuals through negotiations:

Particulars	Cost	Accumulated depreciation	Written down value	Sales proceeds	Gain/(loss)
Vehicles-various	3,428,880	2,601,759	827,121	679,576	(147,545)
Vehicle tracking devices	3,736,038	3,611,592	124,446	792,000	667,554
Furniture and Fixtures	13,376,508	9,852,335	3,524,173	3,510,000	(14,173)
Office equipment	472,160	296,889	175,271	185,700	10,429
Sub-total	21,013,586	16,362,575	4,651,011	5,167,276	516,265
Grand total 2022	161,523,168	89,595,631	71,927,537	47,506,276	(24,421,261)
Grand total 2021	24,164,912	22,426,105	1,738,807	2,123,551	384,744

NOTES TO THE FINANCIAL STATEMENTS

For the year ended December 31, 2022

- 5.1.3 The land, buildings, motor vehicles and right-of-use motor vehicles were revalued by Anderson Consulting (Pvt.) Limited, an independent valuer, registered with Pakistan Banks' Association, using market value basis method on December 31, 2022. As per revaluation report, forced sale value of the assets as on December 31, 2022 was Rs. 1,170,141,909/- (2021: Rs. 945,930,526/-).

Basis used for determination of fair value are as follows:

Particulars	Fair value hierarchy	Basis of Valuation
Freehold land	Level 2	Value has been determined based on the market comparable approach that reflects recent transaction prices for similar properties.
Building on freehold land	Level 3	Value has been determined using the cost approach that reflects the cost to a market participant to construct asset of comparable utility and age, adjusted for obsolescence.
Vehicles (Owned and Right-of-Use)	Level 3	Value has been determined by applying an average depreciation factor on replacement value which has been ascertained after taking available specifications such as make, model, capacity, etc., and with the help of photographs, enquiring present market value of similar items in new as well as similar condition from various local authorized dealers who deal in old and new similar type of such items.

- 5.1.4 The Company has rented out portion of owned building of head office to related parties.

- 5.1.5 The Company owns 16 (2021: 12) immovable properties measuring 64 kanals and 2 marlas at the year end (2021: 36 kanals and 12.08 marlas) at various locations in the province of Punjab.

- 5.1.6 Had there been no revaluation, the cost, accumulated depreciation and book value of revalued assets would have been as under:

	Cost	Accumulated depreciation	Net book value
	-----Rupees-----		
2022			
Owned			
Land	204,949,105	-	204,949,105
Building	181,220,196	36,329,456	144,890,740
Vehicles	730,217,585	498,208,774	232,008,811
Right-of-use vehicles	142,454,691	38,981,339	103,473,352
	1,258,841,577	573,519,569	685,322,008
2021			
Owned			
Land	216,272,801	-	216,272,801
Building	147,874,262	55,701,450	92,172,812
Vehicles	633,248,501	479,437,299	153,811,202
Right-of-use vehicles	158,701,311	43,585,605	115,115,706
	1,156,096,875	578,724,354	577,372,521

NOTES TO THE FINANCIAL STATEMENTS

For the year ended December 31, 2022

	Note	2022 Rupees	2021 Rupees
5.3 Capital work-in-progress			
Civil work and infrastructure:			
Opening balance		71,845,191	21,180,709
Additions during the year		33,258,821	50,664,482
Transferred to relevant operating assets		(84,863,001)	-
		20,241,011	71,845,191
5.3.1 Capital work in progress includes construction at 1-Upper Mall, Lahore, having area of land 1 Kanal , 17 Marla & 24 Sq. Ft.			
6 INTANGIBLE ASSETS			
Computer software	6.1	1,112,439	1,483,252
Advance for software development		16,505,000	-
		17,617,439	1,483,252
6.1 Computer software			
Cost		8,339,600	8,339,600
Accumulated amortization		(7,227,161)	(6,856,348)
Net book value		1,112,439	1,483,252
Reconciliation of net book value			
Balance at the beginning of the year		1,483,252	1,977,670
Amortization for the year		(370,813)	(494,418)
Balance at the end of the year		1,112,439	1,483,252
Useful life (percentage)		25%	25%

NOTES TO THE FINANCIAL STATEMENTS

For the year ended December 31, 2022

7 INVESTMENT PROPERTY

Description	As at 01 January		Cost		As at 31 December		Depreciation		Written down value as at 31 December	Estimated Useful Life
	As at 01 January	Addition	Transfer	As at 31 December	For the year	Transfer	As at 31 December			
	----- Rupees -----							----- Rupees -----		
Total – 2022										
Freehold land	46,230,364	-	201,350,000	247,580,364	-	-	-	-	247,580,364	-
Buildings on freehold land	8,517,535	-	(4,517,535)	4,000,000	2,835,424	284,106	(2,523,867)	595,663	3,404,337	5%
	54,747,899	-	196,832,465	251,580,364	2,835,424	284,106	(2,523,867)	595,663	250,984,701	
Total – 2021										
Freehold land	25,200,000	21,030,364	-	46,230,364	-	-	-	-	46,230,364	-
Buildings on freehold land	8,517,535	-	-	8,517,535	2,536,364	299,060	-	2,835,424	5,682,111	5%
	33,717,535	21,030,364	-	54,747,899	2,536,364	299,060	-	2,835,424	51,912,475	

7.1 The Company owns 9 (2021: 9) immovable properties measuring 67 kanals and 12 marlas at the year end (2021: 66 kanals and 15 marlas) at various locations in the province of Punjab.

7.1.1 Three shops at Bismillah center, Faisalabad, which are rented out to related party.

7.2 The market value of investment properties as per valuation carried out by Anderson Consulting (Pvt.) Limited, independent valuer, as at December 31, 2022 is Rs. 258,708,000/- (2021: Rs. 54,074,222/-).

NOTES TO THE FINANCIAL STATEMENTS

For the year ended December 31, 2022

	Note	2022 Rupees	2021 Rupees Re-Stated
8	INVESTMENTS IN ASSOCIATE		
In quoted shares	8.1	-	-
Share deposit money	8.2	-	350,390,276
		-	350,390,276
8.1	In quoted shares - Apna Microfinance Bank Limited		
Beginning of the year			
Ordinary shares of Rs. 10 each		-	708,746,180
Acquisition of investment in associate			
46,404,699 Ordinary shares of Rs. 10 each		-	464,046,990
Disposal of investment in associate			
147,999,812 Ordinary shares of Rs. 10 each		-	(868,266,476)
Share of loss of associate for the year		-	(231,716,561)
		-	72,810,133
Impairment loss		-	(72,810,133)
51,478,195 (2021: 51,478,195) ordinary shares of Rs. 10 each.		-	-

8.1.1 Information about the associate

Apna Microfinance Bank Limited (the Bank) was incorporated on May 08, 2003 as a public limited Company under the repealed Companies Ordinance, 1984 updated by 'the Companies Act, 2017' (the Act). Its shares are listed on Pakistan Stock Exchange Limited. The Bank's principal business is to provide microfinance services to the poor and underserved segment of the society as envisaged under the Microfinance Institutions Ordinance, 2001. Its registered office is situated at K-4/3 and 4/4, Ch. Khaliq-uz-Zaman Road, Gizri, Karachi in the Province of Sindh and its head office is situated at 23 - A, Sundar Das Road, Zaman Park, Lahore, in the Province of Punjab.

Market value of investment and percentage of holding in associate are Rs. 978,085,705/- and 12% respectively (2021: Rs. 1,286,954,875/- and 12%). Value has been determined on basis of latest available market value per share under fair value hierarchy: level 1. Shares in the Bank are frozen with CDC under the provision of section 10(2) of the Microfinance Institutions Ordinance, 2001. Financial statements of the Bank for the year ended December 31, 2022 are not available. Summarized financial information of the Bank as per available financials statements is as under:

NOTES TO THE FINANCIAL STATEMENTS

For the year ended December 31, 2022

	Un-Audited Un-Reviewed 3rd Quarter 30/Sep/22 Rupees	Audited for the year 2021 Rupees
Total Assets	18,986,082,384	23,776,718,556
Total Liabilities	21,850,940,477	23,334,339,950
Net Assets	(2,864,858,093)	442,378,606
Revenue	1,959,435,523	908,380,258
Loss for the year	(3,307,236,699)	(1,930,971,344)
Other comprehensive income	-	-
Total comprehensive loss	(3,307,236,699)	(1,930,971,344)

8.1.2 Reconciliation of summarized financial information to carrying amount of investment in associate is not presented as the carrying value of investment is Nil.

	Note	2022 Rupees	2021 Rupees
8.2 Share deposit money - Apna Microfinance Bank Limited			
Opening balance		350,390,276	963,015,264
Share deposit money paid during the year		-	150,000,000
Shares acquired during the year		-	(464,046,990)
Amount adjusted / transferred during the year	8.2.1	(350,390,276)	(298,577,998)
Closing balance		-	350,390,276

8.2.1 The share deposit money in the Bank has been transferred to related parties of the Company as per terms of the agreement with these related parties (Refer Note 12.1).

NOTES TO THE FINANCIAL STATEMENTS

For the year ended December 31, 2022

	Note	2022 Rupees	2021 Rupees
9 INVESTMENTS IN EQUITY SECURITIES			
Available for sale	9.1	29,107,629	30,775,664

9.1 Ordinary shares of quoted companies

Sector and Name of Investee Company	Number of shares	2022		
		Cost	Market Value	Unrealized (loss)
-----Rupees-----				
Textile				
Nishat Mills Limited	40,000	3,996,170	2,199,600	(1,796,570)
Engineering				
Gandhara Tyre & Rubber Co	100,000	10,523,785	2,700,000	(7,823,785)
International Industries Ltd	25,000	3,723,911	1,891,500	(1,832,411)
Sazgar Engineering Works Limited	10,000	996,537	488,200	(508,337)
Chemicals				
Searle Company Limited	37,500	4,312,083	2,207,624	(2,104,459)
Leasing				
SME Leasing Limited	155,000	1,705,000	310,000	(1,395,000)
Oil and gas				
Sui Southern Gas Company	423,000	10,697,420	3,900,060	(6,797,360)
Pharmaceutical				
Macter International Limited	19,000	3,201,414	1,899,050	(1,302,364)
Citi Pharma Ltd.	147,400	6,342,595	3,559,710	(2,782,885)
Commercial Banks				
United Bank Limited	76,500	15,497,370	7,707,375	(7,789,995)
Auto Industry				
Honda Atlas Cars (Pakistan) Ltd	13,500	2,886,474	2,244,510	(641,964)
	1,046,900	63,882,759	29,107,629	(34,775,130)

Sector and Name of Investee Company	Number of shares	2021		
		Cost	Market Value	Unrealized (loss)
-----Rupees-----				
Textile				
Nishat Mills Limited	50,000	4,995,270	3,979,000	(1,016,270)
Engineering				
Gandhara Tyre & Rubber Co	100,000	10,523,785	4,636,000	(5,887,785)
Leasing				
SME Leasing Limited	155,000	1,705,000	421,600	(1,283,400)
Oil and gas				
Sui Southern Gas Company	423,000	10,697,420	3,929,670	(6,767,750)
Pharmaceutical				
Macter International Limited	19,000	3,201,414	2,090,000	(1,111,414)
Citi Pharma Ltd.	147,400	6,342,595	5,271,024	(1,071,571)
Commercial Banks				
United Bank Limited	76,500	15,497,370	10,448,370	(5,049,000)
	970,900	52,962,854	30,775,664	(22,187,190)

9.2 Market value of equity securities has been determined under fair value hierarchy level 1.

NOTES TO THE FINANCIAL STATEMENTS

For the year ended December 31, 2022

			2022 Rupees	2021 Rupees
10	INVESTMENTS IN DEBT SECURITIES			
10.1	Held to maturity			
	Government securities			
		No. of Certificates	Face value Rupees	Types of security
		14,016,000	1,401,600,000	Pakistan investment bonds - 10 years
		137,000	13,700,000	Pakistan investment bonds - 5 years
		14,153,000	1,415,300,000	
			1,205,011,420	604,431,606
			13,368,860	13,071,170
			1,218,380,280	617,502,776

The Pakistan Investment Bonds amounting to Rs. 396,900,000/- (2021: Rs. 660,300,000/-) are placed as statutory deposit with the State Bank of Pakistan in accordance with the requirements of clause (a) of the sub-section 2 of section 29 of the Insurance Ordinance, 2000.

11 INVESTMENTS IN TERM DEPOSITS

11.1 Held to maturity

Deposits maturing within 12 months	11.2	577,741,164	400,097,871
------------------------------------	------	--------------------	-------------

11.2 The rate of return on term deposit certificates issued by various banking companies ranges from 5.60% to 14.25% per annum (2021: 5.25% to 11.75% per annum). These Term Deposit Certificates have maturity from February 04, 2023 to November 07, 2023 (2021: February 03, 2022 to December 28, 2022).

11.3 Term deposits of Rs. 463,341,165/- (2021: Rs. 145,697,873/-) are under lien of various banks against guarantees issued in favour of the Company.

	Note	2022 Rupees	2021 Rupees
12	LOANS AND OTHER RECEIVABLES		
<i>Unsecured and considered good</i>			
Receivable from related parties	12.1	547,121,285	1,150,152,824
Accrued investment income		39,328,757	26,604,665
Lease security deposits		20,213,250	19,499,800
Other security deposits		71,700,216	50,557,511
Loans to employees	12.2	30,554,547	21,875,024
Branch balance receivable		21,204,575	20,683,512
Other receivable		451,205,375	154,588,989
		1,181,328,005	1,443,962,325

NOTES TO THE FINANCIAL STATEMENTS

For the year ended December 31, 2022

	Note	2022 Rupees	2021 Rupees
12.1 Represents amount due from following			
Receivable against advance for purchase of shares			
United Track System (Pvt.) Ltd	12.1.1	91,753,582	262,153,952
Other receivables			
United Software & Technologies International (Pvt.) Ltd		139,730,461	275,150,952
Tawasul Risk Management Services (Pvt.) Ltd		162,474,618	319,936,986
Tawasul HealthCare TPA (Pvt.) Ltd		148,749,579	292,910,934
	12.1.2	450,954,658	887,998,872
The United Life Assurance Company Ltd. - against incorporation expenses		4,413,045	-
		547,121,285	1,150,152,824
Maximum aggregate amount outstanding during the year		1,154,565,869	1,150,152,824
12.1.1 These are refundable from the related party due to cancellation of agreement to purchase shares of the Bank.			
12.1.2 These represent receivable against sale of shares and share deposit money in the Bank to the related parties as per terms of the relevant sale agreements. The ownership and attached risks and rewards have been transferred to these related parties as per terms of the agreements. The legal formalities for transfer of shares and share deposit money will be fulfilled on receipt of full consideration from the related parties.			
12.2 Loans to employees			
Executives		21,333,477	12,698,200
Non-executives		9,221,070	9,176,824
	12.2.1	30,554,547	21,875,024
12.2.1 These represent interest free loans to employees for matrimonial, house building and general purposes and are secured against salaries and are refundable as deductions from salaries.			
13 INSURANCE / REINSURANCE RECEIVABLES			
<i>Unsecured and considered good</i>			
Due from insurance contract holders		1,392,305,811	900,040,673
Due from other insurers / reinsurers		219,228,134	238,255,505
		1,611,533,945	1,138,296,178

NOTES TO THE FINANCIAL STATEMENTS

For the year ended December 31, 2022

	Note	2022 Rupees	2021 Rupees
14 CASH & BANK BALANCES			
Cash in hand		375,808	258,732
Cash at bank			
-Current accounts	14.1	364,703,956	488,611,081
-Saving accounts	14.2	529,265,461	276,004,784
		893,969,417	764,615,865
		894,345,225	764,874,597

14.1 This includes Rs. 32,836,733/- (2021: Rs. 90,999,511/-) held with related party, Apna Microfinance Bank Limited.

14.2 This includes Rs. 8,127,308/- (2021: Rs. 161,109/-) held with related party, Apna Microfinance Bank Limited.

14.3 The rate of return on PLS saving accounts maintained at various banks ranges from 8% to 14.5% per annum (2021: 5.5% to 7% per annum) depending on size of average deposits.

15 ORDINARY SHARE CAPITAL

15.1 Authorized share capital

2022	2021		2022	2021
Number of shares			Rupees	Rupees
400,000,000	400,000,000	Ordinary shares of Rs. 10/- each	4,000,000,000	4,000,000,000

15.2 Issued, subscribed and paid-up share capital

2022	2021		2022	2021
Number of shares			Rupees	Rupees
10,963,475	10,963,475	Ordinary shares of Rs. 10/- each fully paid in cash	109,634,750	109,634,750
284,036,525	284,036,525	Ordinary shares of Rs. 10/- each issued as fully paid bonus shares	2,840,365,250	2,840,365,250
295,000,000	295,000,000		2,950,000,000	2,950,000,000

NOTES TO THE FINANCIAL STATEMENTS

For the year ended December 31, 2022

15.3 Shares held by related parties are as under;

Related party	No. of Shares held		Holding %	
	2022	2021	2022	2021
	----- Rupees -----			
United Track System (Pvt.) Ltd	78,665,152	78,665,152	26.67%	26.67%
United Software & Technologies International (Pvt.) Ltd	59,529,031	59,529,031	20.18%	20.18%
Tawasul Risk Management Services (Pvt.) Ltd	29,005,809	29,005,809	9.83%	9.83%
Tawasul HealthCare TPA (Pvt.) Ltd	14,272,685	13,745,685	4.84%	4.66%

16 SURPLUS ON REVALUATION OF PROPERTY AND EQUIPMENT

Particulars	2022					Total
	Owned			Right-of-use Assets	Motor Vehicles (WTO)	
	Land	Building	Motor Vehicles			
	----- Rupees -----					
Gross surplus						
Opening balance	148,346,805	93,655,074	171,165,474	1,597,101	2,418,846	417,183,300
Surplus on revaluation made during the year	262,962,840	82,126,957	47,032,122	72,726,648	22,051,818	486,900,385
Transfers to equity on account of:						
Transfer from right-of-use assets to owned assets	-	-	1,597,101	(1,597,101)	-	-
Disposal of revalued assets	-	(24,137,666)	(16,734,077)	-	-	(40,871,743)
Incremental depreciation	-	(4,682,754)	(34,552,515)	-	(483,769)	(39,719,038)
	-	(28,820,420)	(49,689,491)	(1,597,101)	(483,769)	(80,590,781)
	411,309,645	146,961,611	168,508,105	72,726,648	23,986,895	823,492,904
Related deferred tax liability						
Opening balance	-	(27,159,972)	(49,637,987)	(463,159)	(701,465)	(77,962,583)
Add: Provision on surplus arisen during the year	-	(23,816,818)	(13,639,315)	(21,090,728)	(6,395,027)	(64,941,888)
Adjustment on revaluation transferred during the year	-	-	(463,159)	463,159	-	-
Less: Deferred tax on realized on disposal of revalued assets	-	6,999,923	4,852,882	-	-	11,852,805
Less: Reversal in respect of incremental depreciation	-	1,357,999	10,020,229	-	140,293	11,518,521
	-	(42,618,868)	(48,867,350)	(21,090,728)	(6,956,199)	(119,533,145)
Closing balance - net of deferred tax	411,309,645	104,342,743	119,640,755	51,635,920	17,030,696	703,959,759

NOTES TO THE FINANCIAL STATEMENTS

For the year ended December 31, 2022

Particulars	2021					Total
	Owned			Right-of-use Assets	Motor Vehicles (WTO)	
	Land	Building	Motor Vehicles			
----- Rupees -----						
Gross surplus						
Opening balance	148,346,805	98,584,288	221,458,244	5,686,358	3,023,555	477,099,250
Transfers to equity on account of:						
Transfer from right-of-use assets to owned assets	-	-	3,689,982	(3,689,982)	-	-
Disposal of revalued assets	-	-	(11,191,383)	-	-	(11,191,383)
Incremental depreciation	-	(4,929,214)	(42,791,369)	(399,275)	(604,709)	(48,724,567)
	-	(4,929,214)	(50,292,770)	(4,089,257)	(604,709)	(59,915,950)
	148,346,805	93,655,074	171,165,474	1,597,101	2,418,846	417,183,300
Related deferred tax liability						
Opening balance	-	(30,050,250)	(64,222,890)	(1,649,044)	(876,830)	(96,799,014)
Adjustment on revaluation transferred during the year	-	-	(1,070,095)	1,070,095	-	-
Less: Deferred tax on realized on disposal of revalued assets	-	-	3,245,501	-	-	3,245,501
Less: Reversal in respect of incremental depreciation	-	2,890,278	12,409,497	115,790	175,365	15,590,930
	-	(27,159,972)	(49,637,987)	(463,159)	(701,465)	(77,962,583)
Closing balance - net of deferred tax	148,346,805	66,495,102	121,527,487	1,133,942	1,717,381	339,220,717

	Note	2022 Rupees	2021 Rupees
--	------	----------------	----------------

17 DEFERRED TAXATION

Deferred tax liability / (asset)			
Opening deferred tax liability / (asset)		126,532,111	151,341,783
Provision recognized against:			
- statement of profit or loss		(12,433,882)	(1,731,071)
- other comprehensive income		(5,107,861)	(4,242,170)
- settlement of revaluation surplus		41,570,563	(18,836,431)
Closing deferred tax liability	17.1	150,560,931	126,532,111

17.1 Deferred tax liability / (asset) arising in respect of:

Accelerated depreciation on fixed assets	26,611,954	42,931,424
Accelerated depreciation on intangibles	322,607	430,143
Liability against assets subject to lease liability	5,985,268	6,368,133
Accrued investment income	14,263,686	9,887,697
Unrealised loss on remeasurement of available for sale investments	(16,155,729)	(11,047,869)
Liability relating to revaluation surplus on fixed assets	119,533,145	77,962,583
Deferred tax liability	150,560,931	126,532,111

NOTES TO THE FINANCIAL STATEMENTS

For the year ended December 31, 2022

	2022 Rupees	2021 Rupees
18 BORROWINGS		
Lease liabilities		
Current portion - payable within one year	48,853,848	43,076,649
Non-current portion	33,980,650	50,079,977
	82,834,498	93,156,626

18.1 Future minimum lease payments under finance lease together with the present value of the minimum lease payments are as follows:

	2022			2021		
	Minimum lease payments	Financial charges for future periods	Principal outstanding	Minimum lease payments	Financial charges for future periods	Principal outstanding
Not later than one year	63,304,499	14,450,651	48,853,848	48,178,484	5,101,835	43,076,649
Later than one year but not later than five years	40,973,131	6,992,481	33,980,650	52,921,305	2,841,328	50,079,977
	104,277,630	21,443,132	82,834,498	101,099,789	7,943,163	93,156,626

18.2 The Company intends to exercise its option to acquire leased vehicles upon completion of lease period. The average rate of interest implicit in the lease ranges from 13.22% to 18.48% per annum (2021: 8.85% to 9.67% per annum). These are secured against personal guarantees of chief executive and directors of the Company, demand promissory note for full lease rentals plus residual value, security deposit and title of ownership of leased vehicles. These rentals are payable in equal monthly instalments and there is no financial restriction in the lease agreements.

	Note	2022 Rupees	2021 Rupees
19 OTHER CREDITORS AND ACCRUALS			
Agents commission payable		181,344,512	107,969,578
Federal excise duty / sales tax		30,152,524	21,116,494
Federal insurance fee		10,507,880	9,086,598
Accrued expenses		-	3,149,512
Withholding taxes payables		24,903,311	21,646,632
Unpaid and unclaimed dividend		46,459,840	16,107,757
Provident fund contribution		4,481,924	6,468,169
Auditors' remuneration		4,320,000	3,894,500
Cash margin against guarantees issued	19.1	72,453,209	104,916,643
Others		-	29,462,187
		374,623,200	323,818,070

NOTES TO THE FINANCIAL STATEMENTS

For the year ended December 31, 2022

- 19.1 The Company has received cash margin against various guarantees issued by the Company in the normal course of business. The amount is kept in a separate bank account.

	Note	2022 Rupees	2021 Rupees
--	------	----------------	----------------

20 COMMITMENTS

Under Ijarah contracts in respect of rentals of vehicles		-	2,114,682
Under contract for development of an intangible asset		12,375,000	-

21 NET INSURANCE PREMIUM

Written gross premium		6,436,691,882	5,196,471,342
Add: Unearned premium reserve - Opening		2,141,914,061	2,322,406,326
Less: Unearned premium reserve - Closing		(2,217,371,983)	(2,141,914,061)
Premium earned		6,361,233,960	5,376,963,607
Less: Reinsurance premium ceded		3,008,758,392	2,641,357,653
Add: Prepaid reinsurance premium - Opening		1,651,494,329	1,664,162,760
Less: Prepaid reinsurance premium - Closing		(1,678,950,790)	(1,651,494,329)
Reinsurance expense		2,981,301,931	2,654,026,084
		3,379,932,029	2,722,937,523

22 NET INSURANCE CLAIMS

Claims paid		2,092,519,090	2,068,060,328
Add: Outstanding claims including IBNR - Closing	22.1 & 22.2	3,757,836,840	2,008,063,278
Less: Outstanding claims including IBNR - Opening		(2,008,063,278)	(1,758,414,109)
Claims expense		3,842,292,652	2,317,709,497
Less: Reinsurance and other recoveries received		1,557,793,611	1,635,216,101
Add: Reinsurance and other recoveries in respect of outstanding claims - Closing		3,027,493,383	1,498,691,646
Less: Reinsurance and other recoveries in respect of outstanding claims - Opening		(1,498,691,646)	(1,349,738,271)
Reinsurance and other recoveries revenue		3,086,595,348	1,784,169,476
		755,697,304	533,540,021

NOTES TO THE FINANCIAL STATEMENTS

For the year ended December 31, 2022

22.1 Claim development

Accident year			2022		Total
	2019	2020	2021	2022	
Estimate of ultimate claims costs:					
At end of accident year	2,391,615,282	2,178,842,016	2,778,044,417	4,605,027,981	4,605,027,981
One year later	1,793,489,633	2,018,286,462	1,905,955,557	-	1,905,955,557
Two years later	2,141,525,345	2,451,538,511	-	-	2,451,538,511
Three years later	1,817,626,743	-	-	-	1,817,626,743
Four years later	-	-	-	-	-
Current estimate of cumulative claims	1,817,626,743	2,451,538,511	1,905,955,557	4,605,027,981	10,780,148,792
Cumulative payments to date	(1,817,626,743)	(2,028,866,922)	(1,652,912,244)	(1,522,906,043)	(7,022,311,952)
Liability recognised in the statement of financial position	-	422,671,589	253,043,313	3,082,121,938	3,757,836,840

Accident year			2021		Total
	2018	2019	2020	2021	
Estimate of ultimate claims costs:					
At end of accident year	2,644,068,066	2,391,615,282	2,178,842,016	2,778,044,417	9,992,569,781
One year later	1,083,850,388	803,615,934	853,692,418	-	2,741,158,740
Two years later	908,116,896	444,386,941	-	-	1,352,503,837
Three years later	-	-	-	-	-
Four years later	-	-	-	-	-
Current estimate of cumulative claims	908,116,896	444,386,941	853,692,418	2,778,044,417	4,984,240,672
Cumulative payments to date	(908,116,896)	(120,488,339)	(603,986,810)	(1,343,585,264)	(2,976,177,309)
Liability recognised in the statement of financial position	-	323,898,602	249,705,608	1,434,459,153	2,008,063,278

22.2 The aforesaid includes outstanding claims of Nil (2021: Rs. 442,372,389/-) payable to a related party.

	2022 Rupees	2021 Rupees
Commission paid or payable	717,691,083	675,651,298
Add: Deferred commission expense - Opening	375,486,487	212,908,956
Less: Deferred commission expense - Closing	(316,878,428)	(375,486,487)
Net commission	776,299,142	513,073,767
Less: Commission received or recoverable	472,231,828	453,073,842
Add: Unearned re-insurance commission - Opening	294,407,089	196,587,940
Less: Unearned re-insurance commission - Closing	(250,873,741)	(294,407,089)
Commission from reinsurers	515,765,176	355,254,693
	260,533,966	157,819,074

NOTES TO THE FINANCIAL STATEMENTS

For the year ended December 31, 2022

	Note	2022 Rupees	2021 Rupees
24			
MANAGEMENT EXPENSES			
Salaries, allowance and other benefits		738,039,926	607,796,254
Charges for employee benefits		25,160,905	24,161,784
Travelling expenses		11,974,858	4,566,168
Advertisements & sales promotion		12,380,843	8,003,791
Printing and stationery		13,955,204	2,689,167
Depreciation expense	24.1	140,574,516	141,167,380
Amortisation		370,813	494,418
Rent, rates and taxes	24.2	94,043,721	89,320,859
Legal & professional fee - business related		6,198,497	24,705,475
Electricity, gas and water		30,767,404	15,402,462
Entertainment		17,198,173	5,869,070
Vehicle running expenses		37,601,854	14,436,231
Office repairs and maintenance		15,859,073	4,197,594
Postages, telegrams and telephone		15,108,881	12,637,418
Annual supervision fee SECP		7,426,662	6,126,388
Motor tracking devices charges		58,291,517	47,360,549
Service charges		-	25,982,598
Software maintenance		6,681,000	6,100,000
Miscellaneous		14,844,395	4,179,510
		1,246,478,242	1,045,197,116

24.1 Depreciation expense

Investment property	284,106	299,060
Operating assets	114,947,206	117,469,369
Right-of-use assets	25,343,204	23,398,951
	140,574,516	141,167,380

24.2 This includes Rs. 84,627,534/- (2021: Rs. 76,764,070/-) related to short-term leases contracts.

NOTES TO THE FINANCIAL STATEMENTS

For the year ended December 31, 2022

	Note	2022 Rupees	2021 Rupees
25			
INVESTMENT INCOME			
Income from equity securities			
<i>Available for sale</i>			
Dividend income		2,268,990	2,136,898
Income from debt securities			
<i>Held to maturity</i>			
Return on Government securities - T-bills		-	4,074,413
Return on Government securities - PIBs		83,677,490	28,666,503
Income from term deposits			
Return on term deposits		24,908,285	9,270,623
		110,854,765	44,148,437
Net realized gains / (loss) on investments			
<i>Available for sale financial assets</i>			
Equity securities		337,297	20,226,939
Total investment income		111,192,062	64,375,376
Less: Investment related expenses		(200,638)	(772,426)
		110,991,424	63,602,950
26			
OTHER INCOME			
Return on bank balances		42,798,301	10,980,883
Gain on disposal of property and equipment		-	6,122,165
Miscellaneous Income		16,538,676	15,223,403
		59,336,977	32,326,451
27			
OTHER EXPENSES			
Auditors' remuneration	27.1	5,620,000	4,600,000
Subscriptions		3,974,764	8,332,021
Loss on disposal of property and equipment		24,421,261	-
Donations		1,520,031	55,561
		35,536,056	12,987,582
27.1			
Auditors' remuneration:			
Annual audit fee and report on CCG compliance		3,780,000	2,824,500
Half yearly review		1,050,000	665,500
Other certifications		100,000	810,000
Out of pocket expenses		690,000	300,000
		5,620,000	4,600,000

NOTES TO THE FINANCIAL STATEMENTS

For the year ended December 31, 2022

	Note	2022 Rupees	2021 Rupees
28	FINANCE COST		
	Interes/mark-up on leases	11,020,086	5,608,597
	Bank charges	51,572,876	30,346,255
	Exchange loss	1,527,359	672,993
		64,120,321	36,627,845

29	INCOME TAX EXPENSE		
	Current		
	For the year	431,406,651	256,750,656
	For the prior year(s)	(141,512,330)	(6,856,561)
	Deferred	(12,433,882)	(1,731,071)
		277,460,439	248,163,024

29.1	Reconciliation between effective and applicable tax rate		
	Profit for the year before income tax expense	1,199,179,075	759,877,702
		%	%
	Effective tax rate	23.14%	32.66%
	Applicable tax rate	29.00	29.00
	Effect of income charged at different rates	4.18	-
	Effect of tax on amounts deductible for tax purposes	-10.04	3.66
	Effective tax rate	23.14	32.66

30 EARNINGS PER SHARE - BASIC AND DILUTED

30.1 Basic earnings per share

Basic earnings per share is calculated by dividing the net profit for the year by the weighted average number of shares as at the year end as follows:

		2022	2021
Profit for the year	Rupees	921,718,636	511,714,678
Weighted average number of ordinary shares of Rs. 10/- each	Numbers	295,000,000	295,000,000
Earnings per share - basic and diluted	Rupees	3.12	1.73

There is no dilutive effect on basic earnings per share of the Company.

NOTES TO THE FINANCIAL STATEMENTS

For the year ended December 31, 2022

31 REMUNERATION TO CHIEF EXECUTIVE, DIRECTORS AND EXECUTIVES

	2022			2021		
	Chief Executive	Directors	Executives	Chief Executive	Directors	Executives
	-----Rupees-----			-----Rupees-----		
			Total			Total
Fee	1,562,500	7,937,500	-	875,000	6,500,000	-
Managerial remuneration	27,364,500	3,041,820	173,418,198	14,676,816	2,881,296	152,959,950
Rent and house maintenance	9,679,050	1,368,842	77,088,210	6,093,102	1,196,174	67,541,397
Medical	2,331,450	304,186	17,441,054	1,467,682	288,130	15,726,578
Contribution to defined contribution plan	-	-	14,034,421	1,854,528	364,092	12,758,633
Conveyance	1,200,000	4,14,250	62,098,323	974,000	365,820	53,782,327
Mobile Allowance	1,950,000	3,274	26,721,641	1,640,000	9,180	23,059,126
Others	9,960,000	14,188	17,164,500	8,000,000	-	4,527,000
Total	54,047,500	13,084,060	387,966,347	35,581,128	11,604,692	330,355,011
Number of persons	1	6	218	1	6	193
			225			200

31.1 The Chief Executive Officer, Chairman and certain executives are also provided the Company maintained cars.

31.2 The Chief Executive Officer and certain executives are also provided with the mobile expenses as per the Company policy.

31.3 Executives mean employees, other than the chief executive and directors, whose basic salary exceeds five hundred thousand rupees in a financial year.

NOTES TO THE FINANCIAL STATEMENTS

For the year ended December 31, 2022

32 RELATED PARTY TRANSACTIONS

Related parties comprise of chief executive officer, directors, major shareholders, key management personnel, associated companies, entities with common directors and employee retirement benefit funds. The transactions with related parties are carried out at commercial terms and conditions and compensation to key management personnel is on employment terms. Remuneration of chief executive, directors and executives is disclosed in Note 31. Transactions with related parties other than those specifically disclosed elsewhere in the financial statements are as follows:

Balances at year end:			2022	2021
			Rupees	Rupees
Nature of relationship	Name of related party	Nature and transaction		
Associated undertakings	United Software & Technologies International (Pvt.) Ltd	Receivable against sale of investment in the Bank	139,730,461	275,150,952
	Tawasul Risk Management Services (Pvt.) Ltd	Receivable against sale of investment in the Bank	162,474,618	319,936,986
	Tawasul HealthCare TPA (Pvt.) Ltd	Receivable against sale of investment in the Bank	148,749,579	292,910,934
	Apna Microfinance Bank Limited	Share deposit money	-	350,390,276
	United Software & Technologies International (Pvt.) Ltd	Advance for software development	16,505,000	-
	United Track Systems(Pvt) Limited	Advance for purchase of shares	91,753,582	262,153,952
	Apna Microfinance Bank Limited	Bank deposits at year end	40,964,041	91,160,620
Key management personnel	Executives Employees	Claims lodged / payable	-	442,372,389
		Loan to key management personnel	21,333,477	12,698,200
Employees' Provident Fund	The United Insurance Employees' Provident Fund	Payable to employees' contribution plan	4,350,239	6,396,303
Transactions during the year:				
Associated undertakings	United Track Systems(Pvt) Limited	Motor tracking devices purchased	20,986,500	30,583,000
		Motor tracking device charges paid	47,233,973	35,144,625
		Device monitoring charges paid	10,866,000	11,927,000
		Rental income	1,281,396	1,164,900
	Tawasul Risk Management Services (Pvt.) Ltd	Amount received	170,400,370	-
		Transfer of investment	126,242,062	-
		Amount received	283,704,430	-
	Tawasul HealthCare TPA (Pvt.) Ltd	Rental income	798,600	726,000
		Health service charges	7,095,900	7,053,619
		Transfer of investment	115,578,011	-
		Amount received	259,739,366	-
	Apna Microfinance Bank Limited	Interest received on bank deposits	4,206,079	476,764
		Amount deposited in deposit accounts	4,049,748,569	3,737,998,154
		Withdrawals from deposits accounts	4,099,945,150	3,655,445,112
		Claims settled / paid	442,372,389	-
		Share deposit money paid	-	150,000,000
	United Software & Technologies International (Pvt.) Ltd	Software expenses	6,681,000	6,100,000
Advance for software development		16,505,000	-	
Transfer of investment		108,570,203	-	
Amount received		243,990,694	-	
Employees' provident fund	The United Insurance Employees' Provident Fund	Employer's contributions made during the period	25,160,905	24,161,784

NOTES TO THE FINANCIAL STATEMENTS

For the year ended December 31, 2022

33 SEGMENT INFORMATION

The Company has five primary business segments for reporting purposes namely fire and property damage, marine aviation and transport, motor, crop & miscellaneous. Assets and liabilities, wherever possible have been assigned to the following segments based on specific identification or allocated on the basis of Premium written by each segment.

2022	FIRE AND PROPERTY DAMAGE	MARINE AVIATION AND TRANSPORT	MOTOR	CROP	MISCELLANEOUS	TOTAL
----- Rupees -----						
Gross written premium (Inclusive of admin surcharge)						
Gross direct premium	1,089,031,477	373,681,106	863,006,125	973,736,196	3,012,722,713	6,312,177,617
Facultative inward premium	10,914,182	894,077	9,862,530	-	6,274,250	27,945,039
Administrative surcharge	27,205,958	14,405,263	31,528,323	4,524	23,425,158	96,569,226
	1,127,151,617	388,980,446	904,396,978	973,740,720	3,042,422,121	6,436,691,882
Insurance premium earned	1,144,440,488	402,943,816	912,130,374	1,021,901,657	2,879,817,625	6,361,233,960
Insurance premium ceded to reinsurance	(415,302,071)	(135,815,604)	(439,321,508)	(446,010,296)	(1,544,852,452)	(2,981,301,931)
Net Insurance premium	729,138,417	267,128,212	472,808,866	575,891,361	1,334,965,173	3,379,932,029
Commission income	36,176,931	17,124,030	98,082,788	96,621,763	267,759,664	515,765,176
Net underwriting income	765,315,348	284,252,242	570,891,654	672,513,124	1,602,724,837	3,895,697,205
Insurance claims	(1,111,895,668)	(166,150,055)	(353,607,465)	(830,391,219)	(1,380,248,245)	(3,842,292,652)
Insurance claims recovered from reinsurance	924,414,772	128,525,449	286,168,082	730,032,649	1,017,454,396	3,086,595,348
Net claims	(187,480,896)	(37,624,606)	(67,439,383)	(100,358,570)	(362,793,849)	(755,697,304)
Commission expenses	(170,006,580)	(57,952,062)	(100,128,116)	(72,616,382)	(375,596,002)	(776,299,142)
Management expenses	(218,275,162)	(75,326,840)	(175,138,282)	(188,566,836)	(589,171,122)	(1,246,478,242)
Reversal of premium deficiency reserve	-	-	-	-	5,895,297	5,895,297
Net insurance claims and expenses	(575,762,638)	(170,903,508)	(342,705,781)	(361,541,788)	(1,321,665,676)	(2,772,579,391)
Underwriting results	189,552,710	113,348,734	228,185,873	310,971,336	281,059,161	1,123,117,814
Net investment income						110,991,424
Rental income						2,079,996
Other income						59,336,977
Other expenses						(35,536,056)
Finance cost						(64,120,321)
Profit of Window Takaful Operations - Operator's fund						3,309,241
Share of loss / impairment of investment in associate						-
Profit for the year before income tax expense						1,199,179,075
Segment assets of the Company	1,740,308,304	90,097,545	530,944,280	972,007,914	3,301,498,503	6,634,856,546
Unallocated assets						5,674,708,594
Segment assets of Operators' Fund	37,607,406	19,559,824	81,841,354	-	33,775,116	172,783,700
Unallocated assets						518,076,564
Total assets						13,000,425,404
Segment liabilities of the Company	2,079,345,962	125,687,244	729,488,191	1,220,760,356	2,854,262,622	7,009,544,375
Unallocated liabilities						1,010,464,151
Segment liabilities of Operators' Fund	47,837,252	9,167,123	110,955,256	-	127,207,718	295,167,349
Unallocated liabilities						3,644,034
Total liabilities						8,318,819,909

NOTES TO THE FINANCIAL STATEMENTS

For the year ended December 31, 2022

2021	FIRE AND PROPERTY DAMAGE	MARINE AVIATION AND TRANSPORT	MOTOR	CROP	MISCELLANEOUS	TOTAL (RESTATED)
----- Rupees -----						
Gross written premium (Inclusive of admin surcharge)						
Gross direct premium	856,922,750	298,985,979	670,355,461	762,734,576	2,422,480,068	5,011,478,834
Facultative inward premium	52,560,445	1,123,827	31,095,460	-	19,838,994	104,618,726
Administrative surcharge	23,059,795	11,990,169	25,211,996	19,198	20,092,624	80,373,782
	932,542,990	312,099,975	726,662,917	762,753,774	2,462,411,686	5,196,471,342
Insurance premium earned	844,975,186	308,273,415	732,535,405	774,418,175	2,716,761,426	5,376,963,607
Insurance premium ceded to reinsurance	(443,547,573)	(145,465,357)	(331,742,830)	(239,450,769)	(1,493,819,555)	(2,654,026,084)
Net Insurance premium	401,427,613	162,808,058	400,792,575	534,967,406	1,222,941,871	2,722,937,523
Commission income	31,777,746	18,603,681	74,043,271	51,926,786	178,903,209	355,254,693
Net underwriting income	433,205,359	181,411,739	474,835,846	586,894,192	1,401,845,080	3,078,192,216
Insurance claims	(376,873,812)	(48,577,565)	(308,955,671)	(433,572,939)	(1,149,729,510)	(2,317,709,497)
Insurance claims recovered from reinsurance	297,970,767	37,655,987	191,409,351	353,471,934	903,661,437	1,784,169,476
Net claims	(78,903,045)	(10,921,578)	(117,546,320)	(80,101,005)	(246,068,073)	(533,540,021)
Commission expenses	(139,165,039)	(36,680,901)	(101,134,886)	(85,193,432)	(150,899,509)	(513,073,767)
Management expenses	(154,087,627)	(62,493,726)	(153,843,869)	(205,346,757)	(469,425,136)	(1,045,197,116)
Reversal of premium deficiency reserve	-	-	-	-	(5,895,297)	(5,895,297)
Net insurance claims and expenses	(372,155,711)	(110,096,205)	(372,525,075)	(370,641,194)	(872,288,015)	(2,097,706,201)
Underwriting results	61,049,648	71,315,534	102,310,771	216,252,998	529,557,065	980,486,015
Net investment income						63,602,950
Rental income						2,450,250
Other income						32,326,451
Other expenses						(12,987,582)
Finance cost						(36,627,845)
Profit of Window Takaful Operations - Operator's fund						35,154,157
Share of loss / impairment of investment in associate						(304,526,694)
Profit for the year before income tax expense						759,877,702
Segment assets of the Company	855,514,696	85,295,995	581,445,492	333,369,134	2,727,263,924	4,582,889,241
Unallocated assets						4,937,011,777
Segment assets of Operators' Fund	51,270,172	69,566,855	23,137,201	-	38,331,671	182,305,899
Unallocated assets						543,731,747
Total assets						10,245,938,664
Segment liabilities of the Company	1,201,238,820	112,702,836	687,455,617	415,143,191	2,537,999,221	4,954,539,685
Unallocated liabilities						742,512,040
Segment liabilities of Operators' Fund	27,953,556	9,660,176	69,009,012	-	78,754,427	185,377,171
Unallocated liabilities						3,947,281
Total liabilities						5,886,376,177

NOTES TO THE FINANCIAL STATEMENTS

For the year ended December 31, 2022

34 MOVEMENT IN INVESTMENTS

	Held to maturity	Available for sale	Total
	----- Rupees -----		
As at January 01, 2021	549,449,745	48,163,076	597,612,821
Additions	468,150,902	198,372,906	666,523,808
Disposals (sale and redemption)	-	(208,962,799)	(208,962,799)
Fair value net loss (excluding net realized gains)	-	(6,797,519)	(6,797,519)
As at December 31, 2021	1,017,600,647	30,775,664	1,048,376,311
Additions	2,072,393,184	31,808,106	2,104,201,290
Disposals (sale and redemption)	(1,293,872,389)	(20,888,200)	(1,314,760,589)
Fair value net loss (excluding net realized gains)	-	(12,587,939)	(12,587,939)
As at December 31, 2022	1,796,121,442	29,107,631	1,825,229,073

35 MANAGEMENT OF INSURANCE RISK AND FINANCIAL RISK

35.1 Risk management framework

The Company's activities expose it to a variety of financial risks, credit risk, liquidity risk and market risk (including interest/ mark-up rate risk and price risk). The Company's overall risk management programme focuses on the unpredictability of financial markets and seeks to minimize potential adverse effects on the financial performance. Overall risks arising from the Company's financial assets and liabilities are limited. The Company consistently manages its exposure to financial risk without any material change from previous period in the manner described in notes below. The Board of Directors has overall responsibility for the establishment and oversight of Company's risk management framework. The Board is also responsible for developing the Company's risk management policies.

35.2 Insurance risks

35.2.1 Insurance risk

The Company accepts the insurance risk through its insurance contracts where it assumes the risk of loss from persons or organizations that are directly subject to the underlying loss. The Company is exposed to the uncertainty surrounding the timing, frequency and severity of claims under these contracts.

The Company manages its risk via its underwriting and reinsurance strategy within an overall risk management framework. Exposures are managed by having documented underwriting limit and criteria. Reinsurance is purchased to mitigate the risk of potential loss to the Company. Reinsurance policies are written with approved reinsurers either on a proportional, excess of loss treaty or facultative basis.

A concentration of risk may also arise from a single insurance contract issued to particular demographic type of policyholder, within a geographical location or to types of commercial business. The Company minimizes its exposure to significant losses by obtaining reinsurance from a number of reinsurers who are dispersed over several geographical regions.

Further the Company adopts strict claim review policies including active management and prompt pursuing of the claims, regular detailed review of claim handling procedures and frequent investigation of possible false claims to reduce the insurance risk.

NOTES TO THE FINANCIAL STATEMENTS

For the year ended December 31, 2022

Geographical concentration of insurance risk

To optimize benefits from the principle of average and law of large numbers, geographical spread of risk is of extreme importance. There are a number of parameters which are significant in assessing the accumulation of risks with reference to the geographical location, the most important of which is risk survey.

Risk surveys are carried out on a regular basis for the evaluation of physical hazards associated with the commercial / industrial residential occupation of the insurers. Details regarding the fire separation/ segregation with respect to the manufacturing processes, storage, utilities, etc. are extracted from the layout plan of the insured facility. Such details are formed part of the reports which are made available to the underwriters/reinsurance personnel for their evaluation. Reference is made to the standard construction specifications as laid down by IAP (Insurance Association of Pakistan). For instance, the presence of Perfect Party Walls, Double Fire Proof Iron Doors, physical separation between the buildings within an insured's premises. It is basically the property contained within an area which is separated by another property by sufficient distance to confine insured damage from uncontrolled fire and explosion under the most adverse conditions to that one area.

Address look-up and geocoding is the essential field of the policy data interphase of IT systems. It provides instant location which is dependent on data collection provided under the policy schedule. All critical underwriting information is punched into the IT system/application through which a number of MIS reports can be generated to assess the concentration of risk.

Reinsurance arrangements

Reinsurance arrangements are key components in the global economy as a means of supporting acceptance of risk by insurance organizations. Arrangements are the most effective ways of getting risks of all types, underwritten by the Company. The Company has prestigious reinsurance arrangements with the world wide acclaimed reinsurers.

NOTES TO THE FINANCIAL STATEMENTS

For the year ended December 31, 2022

The Company's class wise risk exposure (based on maximum loss coverage in a single policy) is as follows:

	Maximum sum insured		Reinsurance cover		Highest net liability	
	2022	2021	2022	2021	2022	2021
	----- Rupees -----					
Fire and property damage	28,414,990,602	3,502,841,300	28,364,990,602	3,452,841,300	50,000,000	50,000,000
Marine, aviation and transport	1,613,850,694	1,577,050,112	1,588,850,694	1,552,050,112	25,000,000	25,000,000
Motor	87,000,000	48,864,900	84,000,000	45,864,900	3,000,000	3,000,000
Crop	654,410,000	407,750,000	382,410,000	159,015,920	272,000,000	248,734,080
Miscellaneous	1,381,504,200,000	645,408,000,000	1,381,504,200,000	645,408,000,000	-	-

The table below sets out the concentration of insurance contract liabilities by type of contract:

	Gross liabilities		Gross assets		Net liabilities / (assets)	
	2022	2021	2022	2021	2022	2021
	----- Rupees -----					
Fire and property damage	2,127,183,214	1,229,192,376	1,777,915,710	906,784,868	349,267,504	322,407,508
Marine, aviation and transport	134,854,367	122,363,012	109,657,369	154,862,850	25,196,998	(32,499,838)
Motor	840,443,447	756,464,629	612,785,634	604,582,693	227,657,813	151,881,936
Crop	1,220,760,356	415,143,191	972,007,914	333,369,134	248,752,442	81,774,057
Miscellaneous	2,981,470,340	2,616,756,648	3,335,273,619	2,765,595,595	(353,803,279)	(148,841,947)
	7,304,711,724	5,139,916,856	6,807,640,246	4,765,195,140	497,071,478	374,721,716

NOTES TO THE FINANCIAL STATEMENTS

For the year ended December 31, 2022

35.2.2 Sources of uncertainty in estimation of future claim payments

Claims on general insurance contracts are payable on a claim occurrence basis. The Company is liable for all insured events that occur during the term of the insurance contract.

An estimated amount of the claim is recorded immediately on intimation to the Company. The estimation of the amount is based on the amount notified by the policy holder, management or preliminary assessment by the independent surveyor appointed for this purpose. The initial estimates include expected settlement cost of the claims. Incurred But Not Reported (IBNR) claims have been estimated using Chain Ladder (CL) methodology. The Chain Ladder (CL) Method involves determination of development factors or link ratios for each period. These are then subsequently combined to determine Cumulative Development Factor (CDF) which represents the extent of future development of claims to reach their ultimate level.

There are several variable factors which affect the amount and timing of recognized claim liabilities. However, the management considers that uncertainty about the amount and timing of claim payments is generally resolved within a year. The Company takes all reasonable measures to mitigate the factors affecting the amount and timing of claim settlements. However, uncertainty prevails with estimated claim liabilities. It is likely that final settlement of these liabilities may be different from recognized amounts.

35.2.3 Changes in assumptions

The principal assumption underlying the liability estimation of IBNR and premium deficiency reserve is that the Company's future claim development will follow similar historical pattern for occurrence and reporting. The management uses qualitative judgment to assess the extent to which past occurrence and reporting pattern will not apply in future. The judgment includes external factors e.g. treatment of one-off occurrence claims, changes in market factors, economic conditions, etc.

35.2.4 Sensitivity analysis

The risks associated with the insurance contracts are complex and subject to a number of variables which complicate quantitative sensitivity analysis. The Company makes various assumptions and techniques based on past claims development experience. This includes indications such as average claims cost, ultimate claims numbers and expected loss ratios. The Company considers that the liability for insurance claims recognized in the statement of financial position is adequate. However, actual experience will differ from the expected outcome.

As the Company enters into short term insurance contracts, it does not assume any significant impact of changes in market conditions on unexpired risks. However, profit before tax and shareholders' equity will be decreased/increased with the increase/decrease of 10% in the claims as reflected below;

NOTES TO THE FINANCIAL STATEMENTS

For the year ended December 31, 2022

	Profit before tax		Share holders' equity	
	2022	2021	2022	2021
	----- Rupees -----			
Net				
Fire and property damage	(18,748,090)	(7,890,305)	(13,311,144)	(5,602,117)
Marine, aviation and transport	(3,762,461)	(1,092,158)	(2,671,347)	(775,432)
Motor	(6,743,938)	(11,754,632)	(4,788,196)	(8,345,789)
Crop	(10,035,857)	(8,010,101)	(7,125,458)	(5,687,172)
Miscellaneous	(36,279,385)	(24,606,807)	(25,758,363)	(17,470,833)
	(75,569,731)	(53,354,003)	(53,654,508)	(37,881,343)

Claims development table

The table shown in note 22.1 reflect the development of claims over a period of time. The disclosure goes back to the period when the earliest material claim arose for which there is still uncertainty about the amount and timing of the claims payments.

	2022	2021
	Rupees	Rupees
		Re-Stated
35.3 Financial risk		
Financial instruments by category		
Financial assets		
Available for sale investment in equity securities at amortized cost:		
Investments in associate	-	350,390,276
Investments in:		
Debt securities	1,218,380,280	617,502,776
Term deposits	577,741,164	400,097,871
Loans and other receivables	1,174,078,072	1,430,232,737
Insurance / reinsurance receivables	1,611,533,945	1,138,296,178
Reinsurance recoveries against outstanding claims	3,027,493,383	1,498,691,646
Cash and bank	894,345,225	764,874,597
Financial assets of Window Takaful Operations - operators' fund	438,551,212	513,164,849
	8,971,230,910	6,744,026,594
Financial liabilities		
at amortized cost:		
Outstanding claims including IBNR	3,757,836,840	2,008,063,278
Borrowings	82,834,498	93,156,626
Insurance / reinsurance payables	783,461,811	429,075,859
Other creditors and accruals	308,039,485	271,968,346
Financial liabilities of Window Takaful Operations - operators' fund	57,131,614	22,889,425
	4,989,304,248	2,825,153,534

NOTES TO THE FINANCIAL STATEMENTS

For the year ended December 31, 2022

35.3.1 Market risk

Market risk is the risk that the fair value or future cash flows of a financial instrument will fluctuate because of changes in market variables such as interest rates, foreign exchange rates and market prices.

a) Interest/ mark up rate risk

Interest/ mark-up rate risk is the risk that value of a financial instrument or future cash flows of a financial instrument will fluctuate due to changes in the market interest/ mark-up rates. Sensitivity to interest/ mark-up rate risk arises from mismatches of financial assets and liabilities that mature or reprice in a given period. The Company manages these mismatches through risk management strategies where significant changes in gap position can be adjusted. The short term borrowing arrangements have variable rate pricing that is dependent on the Karachi Inter Bank Offer Rate (KIBOR) as indicated in respective notes.

The effective interest / mark-up rates for interest / mark-up bearing financial instruments are mentioned in relevant notes to the financial statements.

Sensitivity to interest rate risk arises from mismatches of financial assets and financial liabilities that mature or reprice in a given period. The Company manages these mismatches through risk management strategies where significant changes in gap position can be adjusted.

The Company does not account for any fixed rate financial assets and liabilities at fair value through profit and loss, therefore a change in interest rates at the reporting date would not affect profit or loss.

The company is not exposed to any significant risk in respect of variable rate financial assets and liabilities.

b) Foreign currency risk

Foreign currency risk is the risk that the value of financial assets or liability will fluctuate due to changes in foreign currency rates. Foreign exchange risk arises mainly where receivables and payables exists due to transactions in foreign currencies. As of the statement of financial position date, the Company does not have material assets or liabilities which are exposed to foreign currency risk except for amount due from and due to reinsurers.

c) Price risk

Price risk represents the risk that the fair value of a financial instrument will fluctuate because of changes in the market prices (other than those arising from interest / mark up rate risk or currency risk), whether those changes are caused by factors specific to the individual financial instrument or its issuer, or factors affecting all or similar financial instruments traded in the market. The Company is exposed to equity price in respect of investments in quoted equity securities amounting to Rs. 29,107,630 /- (2021: Rs. 30,775,664 /-) at the statement of financial position.

The Company manages price risk by monitoring exposure in quoted Equity Securities and implementing The strict discipline in internal risk Management and investment policies.

Market prices are subject to fluctuation and consequently the amount realized in the subsequent sale of an investment may significantly differ from the reported market value. Furthermore, amount realized in the sale of a particular security may be affected by relative quantity of the security being sold.

The Company is not exposed to any significant price risk.

NOTES TO THE FINANCIAL STATEMENTS

For the year ended December 31, 2022

35.3.2 Liquidity risk

Liquidity risk is the risk that the Company will encounter difficulty in meeting obligations associated with its financial liabilities. To guard against the risk, the Company maintains balance of cash and other equivalents and readily marketable securities. The maturity profile of assets and liabilities are also monitored to ensure adequate liquidity is maintained.

Liquidity risk is the risk that the Company may not be able to generate sufficient cash resources to settle its obligations in full as they fall due or can only do so on terms that are materially disadvantageous. The Company is not exposed to liquidity risk as liquid financial assets of the Company are more than the financial liabilities as reflected in Note 35.3.

There are no liabilities contracted to fall due beyond 12 months from the end of the reporting year, except for lease liabilities. Maturity analysis of lease liabilities is disclosed in note 18.

35.4 Credit risk and concentration of credit risk

Credit risk is the risk that arises with the possibility that one party to a financial instrument will fail to discharge its obligation and cause the other party to incur a financial loss. The Company attempts to control credit risk by monitoring credit exposures by undertaking transactions with a large number of counterparties in various industries and by continually assessing the credit worthiness of counterparties.

Concentration of credit risk occurs when a number of counterparties have a similar type of business activities. As a result, any change in economic, political or other conditions would effect their ability to meet contractual obligations in similar manner. The Company's credit risk exposure is not significantly different from that reflected in the financial statements. The management monitors and limits the Company's exposure to credit risk through monitoring of client's exposure and conservative estimates of provisions for doubtful assets, if any. The management is of the view that it is not exposed to significant concentration of credit risk as its financial assets are adequately diversified in entities of sound financial standing, covering various industrial sectors. As at reporting date, the Company's maximum exposure to credit risk was Rs.8,970,855,102 (2021: 6,743,767,862) from the financial assets as disclosed in Note 35.3.

The Company did not hold any collateral against these financial assets. General provision is made for receivables according to the Company's policy. The impairment provision is written off when the Company expects that it cannot recover the balance due. Balances were not impaired as they relate to a number of policy holders and other insurers/ reinsurers for whom there is no recent history of default.

NOTES TO THE FINANCIAL STATEMENTS

For the year ended December 31, 2022

The credit risk exposure is limited in respect of investments and bank balances. The credit quality of the Company's majority banks can be assessed with reference to external credit ratings assigned to these banks by credit rating agencies as specified below:

	Rating		Rating agency	2022	2021
	Long term	Short term		Rupees	Rupees
Bank Alfalah Limited	AA+	A1+	PACRA	35,863,549	17,427,146
Allied Bank Limited	AAA	A1+	PACRA	49,985,347	20,220,019
Habib Metropolitan Bank Limited	AA+	A1+	PACRA	6,401,730	4,702,962
Habib Bank Limited	AAA	A1+	VIS	30,783,952	66,563,001
Bank Al-Habib Limited	AAA	A1+	PACRA	148,940,380	143,073,552
Bank Islami Pakistan Limited	A+	A1	PACRA	10,646,383	8,995,559
Soneri Bank Limited	AA-	A1+	PACRA	12,318,859	5,252,089
Albaraka Bank Pakistan Limited	A+	A1	VIS	1,869,327	1,327,987
Askari Bank Limited	AA+	A1+	PACRA	2,279,095	1,463,675
Zarai Tarqati Bank Limited	AAA	A1+	VIS	30,198,424	22,682,821
The Bank of Khyber	A	A1	PACRA	2,420,439	3,339,685
The Bank of Punjab	AA+	A1+	PACRA	1,884,430	19,157,580
Faysal Bank Limited	AA	A1+	PACRA	15,867,414	4,639,942
First Women Bank Limited	A-	A2	PACRA	1,188,090	1,964,314
MCB Bank Limited	AAA	A1+	PACRA	15,229,281	9,959,531
National Bank of Pakistan	AAA	A1+	PACRA	4,488,702	2,462,533
Samba Bank Limited	AA	A1	VIS	69,055,105	60,141,858
Silk Bank Limited	A-	A2	VIS	110,198,085	117,972,596
SME Bank Limited	CCC	B	PACRA	19,428	19,428
United Bank Limited	AAA	A1+	VIS	17,522,915	12,098,186
U Microfinance bank Limited	A+	A1	VIS	424,330	3,692,706
Summit Bank Limited	BBB-	A-3	VIS	264,041,104	20,245,467
Dubai Islamic Bank Pakistan Limited	AA	A1+	VIS	5,955,786	114,179,894
Apna Microfinance Bank Limited	BBB+	A3	PACRA	40,964,041	91,160,620
Sindh Bank Limited	A-	A2	PACRA	290,890	404,312
NRSP Micro Finance Bank Limited	A	A1	PACRA	23,780	120,015
JS Bank Limited	AA-	A1+	PACRA	1,939,615	1,330,148
Khushali Bank Limited	A+	A1	VIS	4,904,085	90,518
				885,704,566	754,688,144

The age analysis of due from insurance contract holders and insurers / reinsurers is as follows:

Outstanding since		
1 year or less	1,487,445,834	1,050,647,372
1 year to two years	124,088,111	87,648,806
	1,611,533,945	1,138,296,178

NOTES TO THE FINANCIAL STATEMENTS

For the year ended December 31, 2022

Reinsurance risk

Reinsurance ceded does not relieve the Company from its obligation towards policy holders and, as a result, the Company remains liable for the portion of outstanding claims reinsured to the extent that reinsurer fails to meet the obligation under the reinsurance agreement.

To minimize its exposure to significant losses from reinsurers insolvencies, the Company obtains reinsurers ratings from a number of reinsurers, who are dispersed over several geographical regions.

The credit quality of amount due from insurers and reinsurers can be assessed with reference to external credit ratings as follows:

	Due from insurers / reinsurers	Reinsurance recoveries against outstanding claims	Total
----- Rupees-----			
2022			
A or above (including PRCL)	217,416,515	3,027,493,383	3,244,909,898
Others	1,811,619	-	1,811,619
Total	219,228,134	3,027,493,383	3,246,721,517
2021			
A or above (including PRCL)	236,428,352	1,498,691,646	1,735,119,998
Others	1,827,153	-	1,827,153
Total	238,255,505	1,498,691,646	1,736,947,151

35.5 Capital management

The Company's objectives when managing capital or to safeguard the Company's ability to continue as going concern in order to provide returns for shareholders and benefits for other stakeholders and to maintain an optimal capital structure to reduce the cost of capital. In order to maintain or adjust the capital structure, the Company may adjust the amount of dividend paid to shareholders, return capital to shareholders, issue new shares or sell assets to reduce debt.

The Company currently meets the paid up capital requirement as required by Securities and Exchange Commission of Pakistan.

NOTES TO THE FINANCIAL STATEMENTS

For the year ended December 31, 2022

39.6 Fair value measurement of financial instruments

Fair value is the price that would be received to sell an asset or paid to transfer a liability in an orderly transaction between market participants at the measurement date.

When measuring the fair value of an asset or a liability, the Company uses market observable data to the extent possible. If the fair value of an asset or a liability is not directly observable, it is estimated by the Company using valuation techniques that maximize the use of relevant observable inputs and minimize the use of unobservable inputs. Inputs used are consistent with the characteristics of the asset / liability that market participants would take into account.

Fair values are categorized into different levels in a fair value hierarchy based on the degree to which the inputs to the measurement are observable and the significance of the inputs to the fair value measurement in its entirety:

- Level 1 fair value measurements are those derived from quoted prices (unadjusted) in active markets for identical assets or liabilities.
- Level 2 fair value measurements are those derived from inputs other than quoted prices included within Level 1 that are observable for the asset or liability, either directly or indirectly.
- Level 3 fair value measurements are those derived from valuation techniques that include inputs for the asset or liability that are not based on observable market data (unobservable inputs).

Transfers between levels of the fair value hierarchy are recognized by the Company at the end of the reporting period during which the change occurred.

For financial instruments measured at fair value, information on level of fair value hierarchy has been presented in relevant notes. The carrying values of remaining financial instruments approximate their fair values and the disclosures of fair value are not made when the carrying amount of financial instruments is a reasonable approximation of the fair value.

NOTES TO THE FINANCIAL STATEMENTS

For the year ended December 31, 2022

		2022 Rupees
36	STATEMENT OF SOLVENCY	
Assets		
	Property and equipment	1,505,204,151
	Intangible assets	17,617,439
	Investment property	250,984,701
	Investment in associate	-
	Investments	
	Equity securities	29,107,629
	Debt securities	1,218,380,280
	Term deposits	577,741,164
	Total Assets of Window Takaful Operations - Operator's fund	690,860,264
	Loans and other receivables	1,181,328,005
	Insurance / reinsurance receivables	1,611,533,945
	Reinsurance recoveries against outstanding claims	3,027,493,383
	Deferred commission expense	316,878,428
	Prepaid reinsurance premium ceded	1,678,950,790
	Cash & bank balances	894,345,225
	Total assets (A)	13,000,425,404
In-admissible assets as per following clauses of section 32(2) of the Insurance Ordinance, 2000		
	(d) Loans to employees and agents	30,554,547
	(g) Receivables from related parties	547,121,285
	(h) Insurance / Reinsurance receivables	603,400,399
	(i) Intangible asset- computer software	17,617,439
	(k) Amounts available to the insurer under guarantees	146,055,221
	(l) Assets subject to encumbrances	463,341,165
	(q) Investment in listed securities	-
	(u)-(i) Motor vehicles including leased vehicles	576,755,530
	(u)-(ii) Motor tracking devices	52,073,125
	(u)-(ii) & (iii) Furniture, fixtures, office and computer equipment	90,138,384
	(U)-(i) Assets in Window Takaful Operations - Operator's fund	196,300,966
	Total of Inadmissible assets (B)	2,723,358,061
	Total Admissible assets (C=A-B)	10,277,067,343

NOTES TO THE FINANCIAL STATEMENTS

For the year ended December 31, 2022

	2022 Rupees
Total Liabilities	
Total liabilities of window takaful operations - Operator's fund	298,811,383
Underwriting provisions	
Outstanding claims including IBNR	3,757,836,840
Unearned premium reserve	2,217,371,983
Premium deficiency reserve	-
Unearned reinsurance commission	250,873,741
Deferred taxation	150,560,931
Borrowings	82,834,498
Insurance / reinsurance payables	783,461,811
Other creditors and accruals	374,623,200
Taxation - provision less payment	402,445,522
Total liabilities (D)	8,318,819,909
Total net admissible assets (E=C-D)	1,958,247,434
Minimum Solvency Requirement (higher of following)	
Method A - U/s 36(3)(a)	150,000,000
Method B - U/s 36(3)(b)	863,166,607
Method C - U/s 36(3)(c)	857,687,069
	863,166,607
Excess in net admissible assets over minimum requirements	1,095,080,827

NOTES TO THE FINANCIAL STATEMENTS

For the year ended December 31, 2022

37 PROVIDENT FUND RELATED DISCLOSURE

The Company has maintained an employee provident fund trust and investments out of provident fund have been made in accordance with the provisions of section 218 of the Companies Act, 2017, and the rules formulated for this purpose. The salient information of the fund is as follows:

	Note	2022 Rupees Un-Audited	2021 Rupees Audited
Size of the fund - Total net assets		305,055,628	236,712,643
Cost of investments	37.1	293,639,004	229,086,096
Percentage of investments made		96.26%	96.78%
Fair value of investments		313,918,803	230,297,973

37.1 The break-up of cost of investments is as follows:

	2022		2021	
	Amount Rupees	Percentage of total fund	Amount Rupees	Percentage of total fund
Term deposit receipts	276,000,000	90.48%	211,000,000	89.14%
Mutual funds	4,808,235	1.58%	4,808,235	2.03%
Cash & cash equivalent	12,830,769	4.21%	13,277,861	5.61%
	293,639,004	96.27%	229,086,096	96.78%

	2022	2021
38 NUMBER OF EMPLOYEES		
As at year end	871	806
Average number of employees during the year	842	799

NOTES TO THE FINANCIAL STATEMENTS

For the year ended December 31, 2022

39 CORRESPONDING FIGURES

Corresponding figures have been rearranged or reclassified, wherever considered necessary, for the purpose of better comparison and presentation, however, no significant reclassifications has been made.

40 EVENTS AFTER BALANCE SHEET DATE

The Board of Directors of the Company in their meeting held on March 21, 2023 proposed a final cash dividend at the rate of 10% i.e. Rupee 1/- per share (2021 : Nil) subject to approval of members in the forthcoming annual general meeting. The financial statements for the year ended December 31, 2022 do not include the effect of final dividend.

41 DATE OF AUTHORIZATION FOR ISSUE

These financial statements have been authorized for issue on **March 21, 2023** by the Board of Directors of the Company.

42 GENERAL

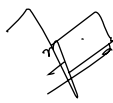
The figures in the financial statements have been rounded off to the nearest Rupee.



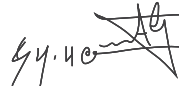
Muhammad Akram Shahid
Chief Executive Officer



Huma Waheed
Director



Maqbool Ahmad
Chief Financial Officer



Syed Rahat Ali Shah
Director



Jamil Ahmed Khan
Chairman

The United Insurance Company of Pakistan Limited

Window Takaful Operations Financial Statements

For The Year Ended December 31, 2022



UNITED
WINDOW TAKAFUL
OPERATOR

INDEPENDENT ASSURANCE REPORT

To The Board of Directors of The United Insurance Company of Pakistan Limited Report on the Statement of Management's Assessment of Compliance with the Shariah Principles

We were engaged by the Board of Directors of The United Insurance Company of Pakistan Limited (the Company) to report on the management's assessment of compliance of the Window Takaful Operations (Takaful Operations) of the Company, as set out in the annexed statement prepared by the management for the year ended December 31, 2022, with the Takaful Rules, 2012, in the form of an independent reasonable assurance conclusion about whether the annexed statement reflects the status of compliance of the Takaful Operations with the Takaful Rules, 2012, in all material respects.

Applicable Criteria

The criteria for the assurance engagement against which the annexed subject matter information (the Statement) has been assessed comprises of the provisions of the Takaful Rules, 2012, issued by the Securities and Exchange Commission of Pakistan (SECP).

Responsibilities of the Management for Shariah Compliance

The Board of Directors / management of the Company are responsible for designing, implementing and maintaining internal controls relevant to the preparation of the annexed statement that is free from material misstatement, whether due to fraud or error. It also includes ensuring the overall compliance of the Takaful Operations with the Takaful Rules, 2012.

The Board of Directors / management of the Company are also responsible for preventing and detecting fraud and for identifying and ensuring that the Takaful Operations comply with laws and regulations applicable to its activities. They are also responsible for ensuring that the management, where appropriate, those charged with governance, and personnel involved with the Takaful Operations in compliance with the Takaful Rules, 2012 are properly trained, systems are properly updated and that any changes in reporting encompass all significant business units.

Our Independence and Quality Control

We have complied with the independence and other ethical requirements of the Code of Ethics for Chartered Accountants issued by the Institute of Chartered Accountants of Pakistan, which is founded on fundamental principles of integrity, objectivity, professional competence and due care, confidentiality and professional behavior.

The firm applies International Standard on Quality Control 1 "Quality Control for Firms That Perform Audits and Reviews of Historical Financial Information, and Other Assurance and Related Services Engagements" and accordingly maintains a comprehensive system of quality control including documented policies and procedures regarding compliance with ethical requirements, professional standards and applicable legal and regulatory requirements.

Our responsibilities and summary of the work performed

Our responsibility is to examine the annexed statement and to report thereon in the form of an independent reasonable assurance conclusion based on the evidence obtained. We conducted our engagement in accordance with International Standard on Assurance Engagements (ISAE) 3000, 'Assurance Engagements Other Than Audits or Reviews of Historical Financial Information' issued by the International Auditing and Assurance Standards Board. That standard requires that we plan and perform our procedures to obtain reasonable assurance about whether the annexed statement presents fairly the status of compliance of the Takaful Operations with the Takaful Rules, 2012, in all material respects.

The procedures selected depend on our judgment, including the assessment of the risks of material non-compliances

INDEPENDENT ASSURANCE REPORT

To The Board of Directors of The United Insurance Company of Pakistan Limited Report on the Statement of Management's Assessment of Compliance with the Shariah Principles

with the Takaful Rules, 2012, whether due to fraud or error. In making those risk assessments, we have considered internal control relevant to the Takaful Operations' compliance with the Takaful Rules, 2012, in order to design assurance procedures that are appropriate in the circumstances, but not for the purposes of expressing a conclusion as to the effectiveness of the Company's internal control over the Takaful Operations' compliance with the Takaful Rules, 2012.


A system of internal control, because of its nature, may not prevent or detect all instances of non-compliance with Takaful Rules, 2012, and consequently cannot provide absolute assurance that the objective of compliance with Takaful Rules, 2012, will be met. Also, projection of any evaluation of effectiveness to future periods is subject to the risk that the controls may become inadequate or fail.

The procedures performed include:

- Evaluate the systems, procedures and practices in place with respect to the Takaful operations against the Takaful Rules, 2012 and Shariah advisor's guidelines;
- Evaluating the governance arrangements including the reporting of events and status to those charged with relevant responsibilities, such as the Audit Committee / Shariah Advisor and the board of directors;
- Test for a sample of transactions relating to Takaful operations to ensure that these are carried out in accordance with the laid down procedures and practices including the regulations relating to Takaful operations as laid down in Takaful Rules, 2012; and
- Review the statement of management's assessment of compliance of the Takaful transactions during the year ended 31 December 2022 with the Takaful Rules, 2012.

Conclusion

Based on the procedures performed and evidence obtained, nothing has come to our attention that causes us to believe that the annexed statement does not reflect the Company's status of compliance, in all material respects, with the Takaful Rules, 2012 for the year ended December 31, 2022.



RSM AVAIS HYDER LIAQUAT NAUMAN
CHARTERED ACCOUNTANTS

Engagement Partner: Syed Naveed Abbas

Date: March 21, 2023

Place: Lahore

SHARIAH ADVISOR'S REPORT TO THE BOARD OF DIRECTORS

for the Year Ended December 31, 2022

بِسْمِ اللَّهِ الرَّحْمَنِ الرَّحِيمِ

الحمد لله رب العالمين والصلاة والسلام على سيد الانبياء
والمرسلين وعلى اله واصحابه اجمعين، وبعد.

Being a Shariah Advisor of The United Insurance of Pakistan Limited Window Takaful Operations (hereafter referred as the "Operator") it is my responsibility to review the Takaful products including PMDs and all relevant documents, underwriting procedures, Re-Takaful Arrangements, and all financial activities related to the Participants and shareholder funds undertaken by the operator.

On the other hand it is the responsibility of the Operator to follow the prevailing Takaful Rules issued by SECP and guidelines set by the Shariah Advisor and to take prior approval of Shariah Advisor for all policies and services being offered by the Operator.

In my opinion and to the best of my understanding based on Shariah compliance review, explanations provided by the Operator and audit report of the External auditors, below are the findings:

1. Underwriting, investments and financial activities undertaken by the Operator for the year of ended 31 December, 2022 were in accordance with Takaful Rules, 2012 and guidelines issued by me in the capacity of Shariah Advisor.
2. Appropriate accounting policies and basis of measurement have been consistently applied in preparation of the financial statements of "Participant Takaful Fund (Waqf Fund)" and "Operator Fund".
3. The Operator found performing its duties to its level best by following Shariah guidelines and through consultation with me where needed.
4. Shariah compliance review has been conducted by Shariah Compliance officer and related matters have been discussed in the review report.
5. Any cases which were required to be consulted in accordance with the Shariah and Takaful Rules have been discussed and duly resolved.

Consequently, I pray to Allah Almighty to grant United Window Takaful Operations remarkable success and help the entire team at every step and keep away from every hindrance and difficulty.



Mufti Muhammad Farhan Farooq
Shariah Advisor

UIC Window Takaful Operations

Date: March 08, 2023

وصل اللهم وسلم وبارك على سيدنا محمد وعلى اله واصحابه اجمعين

STATEMENT OF COMPLIANCE WITH THE SHARIAH PRINCIPLES

The financial arrangements, contracts and transactions, entered into by Window Takaful Operations of The United Insurance Company of Pakistan Limited (the Company) for the year ended December 31, 2022 are in compliance with the Takaful Rules, 2012.

Further, we confirmed that:

- The Company has developed and implemented all the policies and procedures in accordance with the Takaful Rules, 2012 and rulings of the Shariah Advisor along with a comprehensive mechanism to ensure compliance with such rulings and Takaful Rules, 2012 in their overall operations. Further, the governance arrangements including the reporting of events and status to those charged with relevant responsibilities, such as the Audit Committee / Shariah Advisor and the Board of Directors have been implemented;
- The Company has imparted trainings / orientations in the prior periods and has ensured availability of all manuals / agreements approved by Shariah Advisor/ Board of Directors to maintain the adequate level of awareness, capacity and sensitization of the staff and management;
- All the products and policies have been approved by Shariah Advisor and the financial arrangements including investments made, policies, contracts and transactions entered into by Window Takaful Operations are in accordance with the policies approved by Shariah Advisor; and
- The assets and liabilities of Window Takaful Operations (Participants' Takaful Fund and Operator's Fund) are segregated from other assets and liabilities of the Company, at all times in accordance with the provisions of the Takaful Rules, 2012.

This has been duly confirmed by the Shariah Advisor of the Company.

By Order of the Board of Directors



Mohammad Akram Shahid
Chief Executive Officer



Jamil A. Khan
Chairman

Date: March 21, 2023

INDEPENDENT AUDITORS' REPORT

TO THE MEMBERS OF THE UNITED INSURANCE COMPANY OF PAKISTAN LIMITED- REPORT ON THE AUDIT OF THE FINANCIAL STATEMENTS OF WINDOW TAKAFUL OPERATIONS OF THE COMPANY

Opinion

We have audited the annexed financial statements of Window Takaful Operations of The United Insurance Company Of Pakistan Limited (the Company), which comprise the statement of financial position as at December 31, 2022, and the related profit and loss account, the statement of comprehensive income, the cash flow statement and the statement of changes in funds for the year then ended, and notes to the financial statements, including a summary of significant accounting policies and other explanatory information and we state that we have obtained all the information and explanations which, to the best of our knowledge and belief, were necessary for the purposes of the audit.

In our opinion and to the best of our information and according to the explanations given to us, the statement of financial position, the profit and loss account, the statement of comprehensive income, the cash flow statement and the statement of changes in funds together with the notes forming part thereof, conform with the accounting and reporting standards as applicable in Pakistan and give the information required by the Insurance Ordinance, 2000 and the Companies Act, 2017 (XIX of 2017), in the manner so required and respectively give a true and fair view of the state of the Company's Window Takaful Operation's affairs as at December 31, 2022 and of the surplus and profit, total comprehensive income, the changes in funds and its cash flows for the year then ended.

Basis for Opinion

We conducted our audit in accordance with International Standards on Auditing (ISAs) as applicable in Pakistan. Our responsibilities under those standards are further described in the Auditor's Responsibilities for the Audit of the Financial Statements section of our report. We are independent of the Company in accordance with the International Ethics Standards Board for Accountants' Code of Ethics for Professional Accountants as adopted by the Institute of Chartered Accountants of Pakistan (the Code) and we have fulfilled our other ethical responsibilities in accordance with the Code. We believe that the audit evidence we have obtained is sufficient and appropriate to provide a basis for our opinion.

Key Audit Matters

Key audit matters are those matters that, in our professional judgment, were of most significance in our audit of the financial statements of the current period. These matters were addressed in the context of our audit of the financial statements as a whole, and in forming our opinion thereon, and we do not provide a separate opinion on these matters.

We have determined the matters described below as the key Audit Matters:

Key Audit Matter	How our audit addressed the key audit matter
Outstanding claims including IBNR and net claims reported / settled	claims reported / settled
Refer Note 3.14 and 20 to the financial statements relating to outstanding claims including IBNR and net claims- reported / settled.	Our audit procedures include the following: <ul style="list-style-type: none">• Obtained an understanding, evaluated the design and tested the key controls over the process of capturing, processing and recording of information related to the claims and re-takaful recoveries from re-takaful arrangements;• Inspected significant arrangements with re-takaful to obtain an understanding of contract terms to assess that recoveries from re-takaful on account of claims reported are being accounted for based on contract terms and conditions;

INDEPENDENT AUDITORS' REPORT

TO THE MEMBERS OF THE UNITED INSURANCE COMPANY OF PAKISTAN LIMITED- REPORT ON THE AUDIT OF THE FINANCIAL STATEMENTS OF WINDOW TAKAFUL OPERATIONS OF THE COMPANY

Key Audit Matter	How our audit addressed the key audit matter
<p>The Window Takaful Operation's outstanding claims including IBNR represent significant liability and net claims- reported / settled represent significant expense. These involve significant management judgement regarding uncertainty in the estimation of claims payments and assessment of frequency and severity of claims. Claim liabilities are recognized on intimation of the insured event based on management's judgment and estimation. The Company maintains provision for claims incurred but not reported (IBNR) based on the advice of an independent actuary. The actuarial valuation process involves significant judgement and the use of actuarial assumptions.</p> <p>We have identified this area as a key audit matter as it involves judgment and estimation.</p>	<ul style="list-style-type: none"> • Assessed the appropriateness of the Company's accounting policy for recording of claims in line with requirements of applicable accounting and reporting standards; • Tested claims transactions on sample basis with underlying documentations to evaluate whether the claims reported during the year are recorded in accordance with the requirements of the Company's policy and relevant regulations and assessed the sufficiency of the claim liabilities recorded, by testing calculations on the relevant data including recoveries from re-takaful based on the respective arrangements; • Tested specific claims transactions on sample basis recorded close to year end and subsequent to year end with underlying documentation to assess whether claims had been recognized in the appropriate accounting period; • Assessed the work of an external actuarial specialist for determination of IBNR and evaluated their competence, capability and objectivity and also assessed general principles, actuarial assumptions and methods used by the actuary for actuarial valuations; and • Considered the adequacy of disclosures in the financial statements.
<p>Revenue Recognition Risk</p> <p>Refer Notes 3.10 and 18 to the financial statements relating to revenue recognition.</p> <p>The Window Takaful Operations receives its major revenue from contribution and unearned contribution reserve also represents significant portion of its liabilities. We identified revenue recognition as a key audit matter because of the potential risk of fraud in revenue recognition.</p>	<p>Our audit procedures include the following:</p> <ul style="list-style-type: none"> • Obtained an understanding, evaluated the design and tested the implementation of controls over the process of capturing, processing and recording of contribution income; • Assessed the appropriateness of the Company's accounting policy for recording of contributions in line with the requirements of applicable laws, accounting and reporting standards; • Tested the contribution recorded on sample basis to test the accuracy from the underlying policies issued to insurance contract holders; • Tested the policies on sample basis where contribution was recorded close to year end, and evaluated that these were recorded in the appropriate accounting period; and • Recalculated the unearned portion of contribution income on sample basis to check recording of unearned contribution reserve.

Information Other than the Financial Statements and Auditors' Report Thereon

Management is responsible for the other information. The other information comprises the information included in the annual report, but does not include the financial statements and our auditors' report thereon.

Our opinion on the financial statements does not cover the other information and we do not express any form of assurance conclusion thereon.

In connection with our audit of the financial statements, our responsibility is to read the other information and, in doing so, consider whether the other information is materially inconsistent with the financial statements or our knowledge obtained in the audit or otherwise appears to be materially misstated. If, based on the work we have performed, we conclude that there

INDEPENDENT AUDITORS' REPORT

TO THE MEMBERS OF THE UNITED INSURANCE COMPANY OF PAKISTAN LIMITED- REPORT ON THE AUDIT OF THE FINANCIAL STATEMENTS OF WINDOW TAKAFUL OPERATIONS OF THE COMPANY

is a material misstatement of this other information, we are required to report that fact. We have not been provided with any other information up to the date of our report and thus we have nothing to report in this regard.

Responsibilities of Management and Board of Directors for the Financial Statements

Management is responsible for the preparation and fair presentation of the financial statements in accordance with accounting and reporting standards as applicable in Pakistan and the requirements of Insurance Ordinance, 2000 and Companies Act, 2017 and for such internal control as management determines is necessary to enable the preparation of financial statements that are free from material misstatement, whether due to fraud or error.

In preparing the financial statements, management is responsible for assessing the Window Takaful Operations' and the Company's ability to continue as a going concern, disclosing, as applicable, matters related to going concern and using the going concern basis of accounting unless management either intends to liquidate the Company or to cease window takaful operations, or has no realistic alternative but to do so.

Board of Directors are responsible for overseeing the Company's financial reporting process.

Auditor's Responsibilities for the Audit of the Financial Statement

Our objectives are to obtain reasonable assurance about whether the financial statements as a whole are free from material misstatement, whether due to fraud or error, and to issue an auditor's report that includes our opinion. Reasonable assurance is a high level of assurance, but is not a guarantee that an audit conducted in accordance with ISAs as applicable in Pakistan will always detect a material misstatement when it exists. Misstatements can arise from fraud or error and are considered material if, individually or in the aggregate, they could reasonably be expected to influence the economic decisions of users taken on the basis of these financial statements.

As part of an audit in accordance with ISAs as applicable in Pakistan, we exercise professional judgment and maintain professional skepticism throughout the audit. We also:

- Identify and assess the risks of material misstatement of the financial statements, whether due to fraud or error, design and perform audit procedures responsive to those risks, and obtain audit evidence that is sufficient and appropriate to provide a basis for our opinion. The risk of not detecting a material misstatement resulting from fraud is higher than for one resulting from error, as fraud may involve collusion, forgery, intentional omissions, misrepresentations, or the override of internal control.
- Obtain an understanding of internal control relevant to the audit in order to design audit procedures that are appropriate in the circumstances, but not for the purpose of expressing an opinion on the effectiveness of the Operator's internal control.
- Evaluate the appropriateness of accounting policies used and the reasonableness of accounting estimates and related disclosures made by management.
- Conclude on the appropriateness of management's use of the going concern basis of accounting and, based on the audit evidence obtained, whether a material uncertainty exists related to events or conditions that may cast significant doubt on the Operator's ability to continue as a going concern. If we conclude that a material uncertainty exists, we are required to draw attention in our auditor's report to the related disclosures in the financial statements or, if such disclosures are inadequate, to modify our opinion. Our conclusions are based on the audit evidence obtained up to the date of our auditor's report. However, future events or conditions may cause the Operator to cease to continue as a going concern.

INDEPENDENT AUDITOR'S REPORT

TO THE MEMBERS OF THE UNITED INSURANCE COMPANY OF PAKISTAN LIMITED- REPORT ON THE AUDIT OF THE FINANCIAL STATEMENTS OF WINDOW TAKAFUL OPERATIONS OF THE COMPANY

- Evaluate the overall presentation, structure and content of the financial statements, including the disclosures, and whether the financial statements represent the underlying transactions and events in a manner that achieves fair presentation.

We communicate with the Board of Directors regarding, among other matters, the planned scope and timing of the audit and significant audit findings, including any significant deficiencies in internal control that we identify during our audit.

We also provide the Board of Directors with a statement that we have complied with relevant ethical requirements regarding independence, and to communicate with them all relationships and other matters that may reasonably be thought to bear on our independence, and where applicable, related safeguards.

From the matters communicated with the Board of Directors, we determine those matters that were of most significance in the audit of the financial statements of the current period and are therefore the key audit matters. We describe these matters in our auditor's report unless law or regulation precludes public disclosure about the matter or when, in extremely rare circumstances, we determine that a matter should not be communicated in our report because the adverse consequences of doing so would reasonably be expected to outweigh the public interest benefits of such communication.

Report on Other Legal and Regulatory Requirements


Based on our audit, we further report that in our opinion:

- a) proper books of account have been kept by the Company as required by the Insurance Ordinance, 2000 and the Companies Act, 2017 (XIX of 2017);
- b) the statement of financial position, the statement of profit or loss, the statement of comprehensive income, the cash flow statement and the statement of changes in funds together with the notes thereon have been drawn up in conformity with the Insurance Ordinance, 2000 and the Companies Act, 2017 (XXI of 2017), and are in agreement with the books of account;
- c) investments made, expenditure incurred and guarantees extended during the year were for the purpose of the Company's Window Takaful business; and
- d) no zakat was deductible at source under the Zakat and Ushr Ordinance, 1980 (XVIII of 1980).

Other Matter

The financial statements of the Window Takaful Operations of Company for the year ended December 31, 2021 were audited by another firm of chartered accountants who have expressed an unmodified opinion in their report dated April 01, 2022.

The engagement partner on the audit resulting in this independent auditor's report is Syed Naveed Abbas.



RSM AVAIS HYDER LIAQUAT NAUMAN
CHARTERED ACCOUNTANTS

Place: Lahore

Date: March 21, 2023

UDIN: AR2022102391CkdZmyFt

STATEMENT OF FINANCIAL POSITION

As at December 31, 2022

	Note	Operator's fund		Participants' Takaful Fund	
		2022	2021	2022	2021
-----Rupees-----					
Assets					
Qard-e-Hasna to Participants' Takaful Fund	5	100,000,000	140,000,000	-	-
Property and equipment	6	84,525,158	20,603,825	11,328,557	13,907,014
Investments					
Equity securities	7	18,686,928	14,380,147	13,252,590	19,178,780
Debt securities	8	182,294,500	168,610,000	156,512,750	144,740,000
Term deposits	9	53,500,000	41,600,000	30,000,000	-
Loans and other receivables	10	48,581,343	142,379,580	38,815,968	64,500,071
Takaful / Retakaful receivables	11	-	-	742,101,725	198,967,435
Deferred wakala fee	23	-	-	240,064,663	163,639,586
Receivable from Participants' Takaful Fund		105,630,843	132,960,206	-	-
Accrued investment income		9,856,365	7,490,841	7,405,819	5,064,997
Retakaful recoveries against outstanding claims / Benefits	20	-	-	825,440,151	199,997,637
Deferred commission expense	22	67,783,894	52,268,972	-	-
Prepayments	18	-	-	41,920,206	40,745,779
Cash and bank balances	12	20,001,233	5,744,075	197,866,297	129,074,293
		590,860,264	586,037,646	2,304,708,726	979,815,592
Total assets		690,860,264	726,037,646	2,304,708,726	979,815,592
Funds and Liabilities					
Statutory reserve	13	50,000,000	50,000,000	-	-
Waqf money	14	-	-	500,000	500,000
Capital reserve					
Fair value reserve		(20,934,282)	(15,908,910)	(25,984,635)	(20,058,445)
General reserve					
Accumulated profit / surplus		338,996,268	500,203,258	199,301,593	37,063,079
		368,061,986	534,294,348	173,816,958	17,504,634
Surplus on revaluation of property and equipment	15	23,986,895	2,418,846	-	-
Qard-e-Hasna from Operator's Fund	5	-	-	100,000,000	140,000,000
Liabilities					
Underwriting provisions - Participants' Takaful Fund					
Outstanding claims including IBNR	20	-	-	1,093,925,917	338,660,971
Unearned contribution reserves	18	-	-	795,788,181	305,838,478
Reserve for unearned retakaful rebate	19	-	-	6,255,643	7,803,722
Unearned wakala fee	23	240,064,663	163,639,586	-	-
Takaful / retakaful payables		-	-	20,669,092	31,285,007
Other creditors and accruals	16	58,746,720	25,684,866	8,622,090	5,762,575
Payable to Operator's Fund		-	-	105,630,845	132,960,206
Total Liabilities		298,811,383	189,324,452	2,030,891,768	822,310,958
Total fund and liabilities		690,860,264	726,037,646	2,304,708,726	979,815,592

Commitments

17

The annexed notes form an integral part of these financial statements.


Muhammad Akram Shahid
Chief Executive Officer


Huma Waheed
Director


Maqbool Ahmad
Chief Financial Officer


Syed Rahat Ali Shah
Director


Jamil Ahmed Khan
Chairman

PROFIT AND LOSS ACCOUNT

For the year ended December 31, 2022

	Note	2022 Rupees	2021 Rupees
Participants' Takaful Fund			
Contributions earned	18	1,077,946,473	815,085,093
Less: Contributions ceded to retakaful	18	(114,589,007)	(204,693,842)
Net contribution earned		963,357,466	610,391,251
Retakaful rebate earned	19	23,401,922	43,361,465
Net underwriting income		986,759,388	653,752,716
Net claims- reported / settled	20	(770,997,536)	(571,374,237)
Other direct expenses	21	(72,091,839)	(13,585,279)
Surplus before investment and other income		143,670,013	68,793,200
Investment Income	25	11,049,491	8,769,837
Other income	26	7,519,010	5,572,327
Surplus for the year		162,238,514	83,135,364
Operator's Fund			
Wakala fee	23	533,987,695	395,823,263
Commission expense	22	(151,687,343)	(148,298,655)
General, administrative and management expenses	24	(399,123,506)	(233,625,901)
		(16,823,154)	13,898,707
Investment income	25	25,132,297	24,629,172
Direct expenses	27	(5,819,044)	(4,066,587)
Other income	26	819,142	692,865
Profit for the year before taxation		3,309,241	35,154,157
Provision for taxation		-	-
Profit for the year		3,309,241	35,154,157

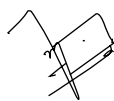
The annexed notes form an integral part of these financial statements.



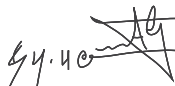
Muhammad Akram Shahid
Chief Executive Officer



Huma Waheed
Director



Maqbool Ahmad
Chief Financial Officer



Syed Rahat Ali Shah
Director



Jamil Ahmed Khan
Chairman

STATEMENT OF COMPREHENSIVE INCOME

For the year ended December 31, 2022

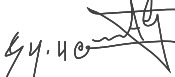
	Operator's Fund		Participants' Takaful Fund	
	2022	2021	2022	2021
	Rupees	Rupees	Rupees	Rupees
Profit / surplus for the year	3,309,241	35,154,157	162,238,514	83,135,364
Other comprehensive loss:				
<i>Item to be re-classified to profit and loss account in subsequent period:</i>				
Unrealized loss on revaluation of available-for-sale investments	(5,025,372)	(5,018,196)	(5,926,190)	(5,377,790)
Reclassification adjustments relating to available-for-sale investments disposed off during the year	-	(2,812,458)	-	(457,063)
	(5,025,372)	(7,830,654)	(5,926,190)	(5,834,853)
Total comprehensive (loss) / income for the year	(1,716,131)	27,323,503	156,312,324	77,300,511

The annexed notes form an integral part of these financial statements.


Muhammad Akram Shahid
 Chief Executive Officer


Huma Waheed
 Director


Maqbool Ahmad
 Chief Financial Officer


Syed Rahat Ali Shah
 Director


Jamil Ahmed Khan
 Chairman

CASH FLOW STATEMENT

For the year ended December 31, 2022

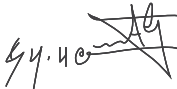
	Note	Operator's Fund		Participants' Takaful Fund	
		2022	2021	2022	2021
-----Rupees-----					
Operating cash flows:					
a) Takaful activities:					
Contributions received		-	-	1,528,868,962	1,296,854,083
Retakaful contribution paid		-	-	(144,001,926)	(105,908,119)
Claims / Benefits paid	20	-	-	(696,742,597)	(570,092,877)
Retakaful and other recoveries received	20	-	-	55,567,493	49,547,401
Commission paid		(133,837,163)	(116,853,222)	-	-
Retakaful rebate received		-	-	21,853,843	20,020,159
Wakala fee received/ (paid)		635,449,893	750,869,283	(635,449,892)	(750,869,283)
Modarib share received / (paid)		5,975,404	1,166,501	(5,975,404)	(1,166,501)
Management and other expenses paid		(391,385,735)	(234,218,812)	(19,478,686)	(10,276,292)
Net cash flow from takaful activities		116,202,399	400,963,750	104,641,793	(71,891,428)
b) Other operating activities:					
Other operating receipts/ (payments)		87,513,621	(125,056,247)	36,062,629	(2,947,991)
Loans advanced	10	(10,240,395)	(5,387,085)	-	-
Loan repayments received	10	8,130,322	3,105,426	-	-
Net cash flow from other operating activities		85,403,548	(127,337,906)	36,062,629	(2,947,991)
Total cash flow from all operating activities		201,605,947	273,625,844	140,704,422	(74,839,419)
c) Investment activities:					
Investment income received		19,097,614	18,897,688	12,391,832	8,204,217
Payments for investment		(76,516,652)	(273,012,943)	(51,772,750)	(162,439,865)
Investment disposed off during the year		41,600,000	248,881,744	10,000,000	133,570,021
Proceeds from disposal of property and equipment		26,000	-	-	-
Payment for fixed capital expenditure	6.1	(46,555,751)	(1,590,860)	(2,531,500)	(1,968,753)
Total cash flow from investing activities		(62,348,789)	(6,824,371)	(31,912,418)	(22,634,380)
d) Financing activities:					
Surplus appropriated to shareholders' fund		(165,000,000)	(200,000,000)	-	-
Qard-e-Hasna to Participants' Takaful Fund	5	40,000,000	(140,000,000)	(40,000,000)	140,000,000
Total cash flow from financing activities		(125,000,000)	(340,000,000)	(40,000,000)	140,000,000
Net cash flow from all activities		14,257,158	(73,198,527)	68,792,004	42,526,201
Cash and cash equivalents at the beginning of the year		5,744,075	78,942,602	129,074,293	86,548,092
Cash and cash equivalents at the end of the year		20,001,233	5,744,075	197,866,297	129,074,293

The annexed notes form an integral part of these financial statements.


Muhammad Akram Shahid
 Chief Executive Officer


Huma Waheed
 Director


Maqbool Ahmad
 Chief Financial Officer


Syed Rahat Ali Shah
 Director


Jamil Ahmed Khan
 Chairman

CASH FLOW STATEMENT

For the year ended December 31, 2022

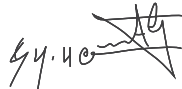
	Note	OPF		PTF	
		2022	2021	2022	2021
-----Rupees-----					
Reconciliation of profit and loss account					
Operating cash flows		201,605,947	273,625,844	140,704,422	(74,839,419)
Depreciation expense	6.1	(7,737,772)	(3,473,676)	5,109,957	(6,232,266)
Loss on sale of of available for sale investments		-	(2,812,458)	-	(457,063)
Investment income	25	21,449,134	21,705,893	11,049,491	11,693,117
(Decrease)/ increase in assets other than cash		(102,521,137)	(109,212,966)	1,208,029,264	148,686,265
(Increase)/ decrease in liabilities other than borrowings		(109,486,931)	(144,678,480)	(1,208,580,809)	4,284,730
Unrealized loss on revaluation of available for sale investments		-	-	5,926,189	-
Profit / surplus for the year		3,309,241	35,154,157	162,238,514	83,135,364

The annexed notes form an integral part of these financial statements.


Muhammad Akram Shahid
 Chief Executive Officer


Huma Waheed
 Director


Maqbool Ahmad
 Chief Financial Officer


Syed Rahat Ali Shah
 Director


Jamil Ahmed Khan
 Chairman

STATEMENT OF CHANGES IN FUNDS

For the year ended December 31, 2022

	Operator's Fund			
	Statutory reserve	Capital reserve: Fair value reserve	General reserve: Accumulated profit	Total
-----Rupees-----				
Balance as at January 01, 2021	50,000,000	(8,078,256)	664,444,392	706,366,136
Total comprehensive income for the year				
Profit for the year	-	-	35,154,157	35,154,157
Other comprehensive loss for the year	-	(7,830,654)	-	(7,830,654)
	-	(7,830,654)	35,154,157	27,323,503
Transactions with the Company-Transfer of profits to the Company	-	-	(200,000,000)	(200,000,000)
Incremental depreciation on revaluation of property and equipment	-	-	604,709	604,709
Balance as at December 31, 2021	50,000,000	(15,908,910)	500,203,258	534,294,348
Total comprehensive income for the year				
Profit for the year	-	-	3,309,241	3,309,241
Other comprehensive loss for the year	-	(5,025,372)	-	(5,025,372)
	-	(5,025,372)	3,309,241	(1,716,131)
Transactions with the Company-Transfer of profits to the Company	-	-	(165,000,000)	(165,000,000)
Incremental depreciation on revaluation of property and equipment	-	-	483,769	483,769
Balance as at December 31, 2022	50,000,000	(20,934,282)	338,996,268	368,061,986

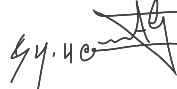
	Participants' Takaful Fund			
	Waqf money	Capital reserve: Fair value reserve	General reserve: Accumulated surplus	Total
-----Rupees-----				
Participants' Takaful Fund				
Balance as at January 01, 2021	500,000	(14,223,592)	(46,072,285)	(59,795,877)
Total comprehensive income for the year				
Surplus for the year	-	-	83,135,364	83,135,364
Other comprehensive loss for the year	-	(5,834,853)	-	(5,834,853)
	-	(5,834,853)	83,135,364	77,300,511
Balance as at December 31, 2021	500,000	(20,058,445)	37,063,079	17,504,634
Total comprehensive income for the year				
Surplus for the year	-	-	162,238,514	162,238,514
Other comprehensive loss for the year	-	(5,926,190)	-	(5,926,190)
	-	(5,926,190)	162,238,514	156,312,324
Balance as at December 31, 2022	500,000	(25,984,635)	199,301,593	173,816,958

The annexed notes form an integral part of these financial statements.


Muhammad Akram Shahid
Chief Executive Officer


Huma Waheed
Director


Maqbool Ahmad
Chief Financial Officer


Syed Rahat Ali Shah
Director


Jamil Ahmed Khan
Chairman

NOTES TO THE FINANCIAL STATEMENTS

For the year ended December 31, 2022

1 LEGAL STATUS AND NATURE OF BUSINESS

1.1 Status and operations

The United Insurance Company of Pakistan Limited (the Company) was incorporated on October 20, 1959, in Pakistan as a Public Limited Company under the repealed Companies Act, 1913, and its shares are quoted on Pakistan Stock Exchange Limited. The Registered Office of the Company is situated at 204, 2nd floor, Madina City Mall, Abdullah Haroon Road, Saddar, Karachi, in the province of Sindh, and its Head Office is located at UIG House 01, Upper Mall, Lahore, in the province of Punjab. The Company operates through a network of branches in all over Pakistan, detail of which is set out in the annual report. The principal activity of the Company is General Insurance Business and it qualifies as a domestic insurance company under the Insurance Ordinance, 2000 and undertakes Fire & Property Damage, Marine Aviation & Transport, Motor, Crop and Miscellaneous General Insurance. The Company was allowed to carry on Window Takaful Operations on August 18, 2014 by the Securities and Exchange Commission of Pakistan (SECP) under the Takaful Rules, 2012. The Company has not transacted any insurance business outside Pakistan.

1.2 A scheme of merger of a related party M/S SPI Insurance Company Limited (SPI) into the Company was filed with the Honorable Sindh High Court (the Court) after approval of the same by the Board and members of both companies. The Court through its order dated January 23, 2023 has approved the "Scheme of Merger". The assets, liabilities and reserves of the related party will be merged into assets, liabilities and reserves of the Company after completing other formalities under the scheme from effective date of the scheme. Summarized financial information of SPI is as below:

	Operator's Fund		Participants' Takaful Fund	
	2022	2021	2022	2021
-----Rupees-----				
ASSETS				
Qard-e-Hasna to Participants' Takaful Fund	21,000,000	11,500,000	-	-
Property equipment and intangible asset	1,954,848	2,302,656	2,801,289	4,001,841
Investments	-	9,438,697	-	1,100,000
Receivable from Participants' Takaful Fund	32,077,160	36,431,443	-	-
Other assets	926,561	5,972,213	130,674,870	197,822,550
Total assets	55,958,569	65,645,009	133,476,159	202,924,391
EQUITY AND LIABILITIES				
OPERATOR'S FUND				
Statutory Fund	50,000,000	50,000,000	-	-
Reserves	-	275,606	-	-
Accumulated losses	(3,231,062)	(10,905,521)	-	-
TOTAL OPERATOR'S FUND	46,768,938	39,370,085	-	-
PARTICIPANTS' TAKAFUL FUND				
Ceded money	-	-	500,000	500,000
Accumulated surplus	-	-	1,422,520	7,899,066
BALANCE OF PARTICIPANTS' TAKAFUL FUND	-	-	922,520	8,399,066
QARD-E-HASNA FROM OPERATOR'S FUND	-	-	21,000,000	11,500,000
LIABILITIES				
Underwriting provisions	-	-	79,576,770	144,375,850
Other liabilities	9,189,631	26,274,924	33,821,909	38,649,475
Total Liabilities	9,189,631	26,274,924	113,398,679	183,025,325
Total Equity and Liabilities	55,958,569	65,645,009	133,476,159	202,924,391

NOTES TO THE FINANCIAL STATEMENTS

For the year ended December 31, 2022

2 BASIS OF PREPARATION AND STATEMENT OF COMPLIANCE

These financial statements have been prepared in accordance with accounting and reporting standards as applicable in Pakistan. The accounting and reporting standards comprise of:

- 'International Financial Reporting Standards (IFRS) issued by International Accounting Standard Board (IASB) as are notified under the Companies Act, 2017;
- Islamic Financial Accounting Standards (IFAS) issued by the Institute of Chartered Accountants of Pakistan as are notified under the Companies Act, 2017; and
- Provisions of and directives issued under the Companies Act, 2017, the Insurance Ordinance, 2000, the Insurance Rules, 2017 and the Insurance Accounting Regulations, 2017, the Takaful Rules, 2012 and the General Takaful Accounting Regulations, 2019.

In case requirements differ, the provisions of or directives issued under the Companies Act, 2017, the Insurance Ordinance, 2000, the Insurance Rules, 2017 and the Insurance Accounting Regulations, 2017, the Takaful Rules, 2012 and the General Takaful Accounting Regulations, 2019 shall prevail.

These are the financial statements of Window Takaful Operations of the Company and and reflect the financial position and results of both the Operators' Fund (OPF) and the Participants' Takaful Fund (PTF) separately.

2.1 Basis of measurement

These financial statements have been prepared under the historical cost convention except for certain investments, property and equipment which are measured at fair value, as discussed in the relevant policy notes.

2.2 Functional and presentation currency

These financial statements are presented in Pakistani Rupees which is functional and presentation currency of the Company. All figures have been rounded to the nearest Rupee, unless otherwise stated.

2.3 Standards, amendments to standards and interpretations

2.3.1 Standards, amendments to standards and interpretations becoming effective in current year

The following standards, amendments to standards and interpretations have been effective and are mandatory for financial statements of the Company for the periods beginning on or after January 01, 2022 and therefore, have been applied in preparing these financial statements.

i) 'Annual Improvements to IFRS Standards 2018–2020 Cycle

The IASB has issued 'Annual Improvements to IFRS Standards 2018–2020'. The pronouncement contains amendments to the following International Financial Reporting Standards (IFRSs).

NOTES TO THE FINANCIAL STATEMENTS

For the year ended December 31, 2022

- IFRS 9 Financial Instruments - Fees in the '10 per cent' test for derecognition of financial liabilities. The amendment clarifies which fees an entity includes when it applies the '10 per cent' test in assessing whether to derecognise a financial liability. An entity includes only fees paid or received between the entity (the borrower) and the lender, including fees paid or received by either the entity or the lender on the other's behalf.
- IAS 41 Agriculture - The amendment removes the requirement in paragraph 22 of IAS 41 for entities to exclude taxation cash flows when measuring the fair value of a biological asset using a present value technique. This will ensure consistency with the requirements in IFRS 13.

Application of these amendments did not have any significant impact on the Company's financial statements.

ii) IAS 16 – Property, Plant and Equipment

The IASB has published 'Property, Plant and Equipment – Proceeds before Intended Use (Amendments to IAS 16)' from selling items produced while bringing an asset into the location and condition necessary for it to be capable of operating in the manner intended by management.

The standard prohibits deducting from the cost of an item of property, plant and equipment any proceeds from selling items produced while bringing that asset to the location and condition necessary for it to be capable of operating in the manner intended by management. Instead, an entity recognises the proceeds from selling such items, and the cost of producing those items, in profit or loss. An entity applies the amendments retrospectively only to items of property, plant and equipment that are brought to the location and condition necessary for them to be capable of operating in the manner intended by management on or after the beginning of the earliest period presented in the financial statements in which the entity first applies the amendments.

Application of these amendments did not have any significant impact on the Company's financial statements.

iii) IAS 37 – Provisions, Contingent Liabilities and Contingent Assets

The IASB has published 'Onerous Contracts – Cost of Fulfilling a Contract' amending the standard regarding costs a company should include as the cost of fulfilling a contract when assessing whether a contract is onerous.

The changes in Onerous Contracts – Cost of Fulfilling a Contract specify that the 'cost of fulfilling' a contract comprises the 'costs that relate directly to the contract'. Costs that relate directly to a contract can either be incremental costs of fulfilling that contract (examples would be direct labour, materials) or an allocation of other costs that relate directly to fulfilling contracts (an example would be the allocation of the depreciation charge for an item of property, plant and equipment used in fulfilling the contract).

Application of these amendments did not have any significant impact on the Company's financial statements.

NOTES TO THE FINANCIAL STATEMENTS

For the year ended December 31, 2022

2.3.2 Standards, amendments to standards and interpretations becoming effective in the current year but not relevant

There are certain new standards, amendments to standards and interpretations that became effective during the year and are mandatory for accounting periods of the Company beginning on or after January 01, 2022 but are considered not to be relevant to the Company's operations and are, therefore, not disclosed in these financial statements.

2.3.3 Standards, amendments to standards and interpretations becoming effective in future periods

The following standards, amendments to standards and interpretations have been published and are mandatory for the Company's accounting periods beginning on or after the effective dates specified therein.

i) IAS 1 – Presentation of Financial Statements

Amendments regarding the disclosure of accounting policies

The IASB has issued 'Disclosure of Accounting Policies (Amendments to IAS 1 and IFRS Practice Statement 2)' with amendments that are intended to help preparers in deciding which accounting policies to disclose in their financial statements in the following ways:

- an entity is now required to disclose its material accounting policy information instead of its significant accounting policies;
- several paragraphs are added to explain how an entity can identify material accounting policy information and to give examples of when accounting policy information is likely to be material;
- the amendments clarify that accounting policy information may be material because of its nature, even if the related amounts are immaterial;
- the amendments clarify that accounting policy information is material if users of an entity's financial statements would need it to understand other material information in the financial statements; and
- the amendments clarify that if an entity discloses immaterial accounting policy information, such information shall not obscure material accounting policy information.

In addition, IFRS Practice Statement 2 has been amended by adding guidance and examples to explain and demonstrate the application of the 'four-step materiality process' to accounting policy information in order to support the amendments to IAS 1. Once the entity applies the amendments to IAS 1, it is also permitted to apply the amendments to IFRS Practice Statement 2.

The amendments to IAS 1 are effective for annual periods beginning on or after 1 January 2023. The amendments are expected to affect disclosure of policies in the financial statements. Management is in process of assessing that effect.

NOTES TO THE FINANCIAL STATEMENTS

For the year ended December 31, 2022

Amendments regarding 'Classification of Liabilities as Current or Non-current' and the Classification of Debt with Covenants

The IASB has issued 'Classification of Liabilities as Current or Non-current (Amendments to IAS 1)' providing a more general approach to the classification of liabilities under IAS 1 based on the contractual arrangements in place at the reporting date. The amendments in Classification of Liabilities as Current or Non-current (Amendments to IAS 1) affect only the presentation of liabilities in the statement of financial position — not the amount or timing of recognition of any asset, liability income or expenses, or the information that entities disclose about those items. They:

- clarify that the classification of liabilities as current or non-current should be based on rights that are in existence at the end of the reporting period and align the wording in all affected paragraphs to refer to the "right" to defer settlement by at least twelve months and make explicit that only rights in place "at the end of the reporting period" should affect the classification of a liability;
- clarify that classification is unaffected by expectations about whether an entity will exercise its right to defer settlement of a liability; and
- make clear that settlement refers to the transfer to the counterparty of cash, equity instruments, other assets or services.

The IASB has further modified the requirements introduced by 'Classification of Liabilities as Current or Non-current' on how an entity classifies debt and other financial liabilities as current or non-current in particular circumstances. Only covenants with which an entity is required to comply on or before the reporting date affect the classification of a liability as current or non-current. In addition, an entity has to disclose information in the notes that enables users of financial statements to understand the risk that non-current liabilities with covenants could become repayable within twelve months.

The amendments to IAS 1 are effective for annual periods beginning on or after 1 January 2024. The amendments are to be applied retrospectively in accordance with IAS 8. Application of these amendments is not expected to have any significant impact on the Company's financial statements.

ii) IAS 8 – Accounting Policies, Changes in Accounting Estimates and Errors

The IASB has published 'Definition of Accounting Estimates' to help entities to distinguish between accounting policies and accounting estimates. The definition of a change in accounting estimates is replaced with a definition of accounting estimates. Under the new definition, accounting estimates are "monetary amounts in financial statements that are subject to measurement uncertainty".

The IASB clarifies that a change in accounting estimate that results from new information or new developments is not the correction of an error. In addition, the effects of a change in an input or a measurement technique used to develop an accounting estimate are changes in accounting estimates if they do not result from the correction of prior period errors.

The amendments are effective for annual periods beginning on or after 1 January 2023. Application of these amendments is not expected to have any significant impact on the Company's financial statements.

NOTES TO THE FINANCIAL STATEMENTS

For the year ended December 31, 2022

iii) IAS 12 – Income Taxes

The IASB has published 'Deferred Tax related to Assets and Liabilities arising from a Single Transaction (Amendments to IAS 12)' that clarify how companies account for deferred tax on transactions such as leases and decommissioning obligations. Accordingly, the initial recognition exemption, provided in IAS 12.15(b) and IAS 12.24, does not apply to transactions in which equal amounts of deductible and taxable temporary differences arise on initial recognition. The amendments are effective for annual reporting periods beginning on or after 1 January 2023.

Application of these amendments is not expected to have any significant impact on the Company's financial statements.

iv) IFRS 16 Leases

The IASB has issued 'Lease Liability in a Sale and Leaseback (Amendments to IFRS 16)' with amendments that clarify how a seller-lessee subsequently measures sale and leaseback transactions that satisfy the requirements in IFRS 15 to be accounted for as a sale.

Lease Liability in a Sale and Leaseback (Amendments to IFRS 16) requires a seller-lessee to subsequently measure lease liabilities arising from a leaseback in a way that it does not recognise any amount of the gain or loss that relates to the right of use it retains. The new requirements do not prevent a seller-lessee from recognising in profit or loss any gain or loss relating to the partial or full termination of a lease. The amendments also include one amended and one new illustrative examples.

Application of these amendments is not expected to have any significant impact on the Company's financial statements.

v) IFRS 4 Insurance Contracts

The IASB has published 'Extension of the Temporary Exemption from Applying IFRS 9 (Amendments to IFRS 4)' to defer the fixed expiry date of the amendment also to annual periods beginning on or after 1 January 2023.

Application of these amendments is expected to have a significant impact on the Company's financial statements. The management is in process of assessing the effect of this amendment on the Company's financial statements.

2.3.4 Standards, amendments to standards and interpretations becoming effective in future periods but not relevant

There are certain new standards, amendments to standards and interpretations that are effective from different future periods as specified therein, but are considered not to be relevant to the Company's operations, therefore, not disclosed in these financial statements.

NOTES TO THE FINANCIAL STATEMENTS

For the year ended December 31, 2022

2.3.5 Standards issued by IASB but not applicable in Pakistan

Following new standards have been issued by IASB which are yet to be notified by the SECP for the purpose of applicability in Pakistan:

IFRS 1 - First-time adoption of International Financial Reporting Standards

IFRS 17 - Insurance Contracts

3 SUMMARY OF SIGNIFICANT ACCOUNTING POLICIES

The accounting policies applied in the preparation of these financial statements are set out below:

3.1 Property and Equipment

3.1 Property and equipment

3.1.1 Operating assets - owned assets

Operating assets are stated at cost/valuation less accumulated depreciation and accumulated impairment, if any.

Depreciable assets are depreciated on reducing balance method so as to write off depreciable amount of the assets over their estimated useful life at the rates specified in note 6.1 to the financial statements. Depreciation on additions to/ disposal from property and equipment for the year is charged on 'number of days basis'.

Subsequent costs are included in the asset's carrying amount or recognized as a separate asset, as appropriate, only when it is probable that future economic benefits associated with the items will flow to the Company and the cost of the item can be measured reliably. All other repair and maintenance costs are charged to profit and loss as and when incurred.

The gain or loss on disposal or retirement of an asset represented by the difference between the sale proceeds and the carrying amount of the asset is recognized as an income or expense.

Any revaluation increase arising on the revaluation of property and equipment is recognised in other comprehensive income and presented as a separate component as 'Surplus on revaluation of property and equipment', except to the extent that it reverses a revaluation decrease for the same asset previously recognised in profit or loss, in which case the increase is credited to profit or loss to the extent of the decrease previously charged. Any decrease in carrying amount arising on revaluation of property and equipment is charged to profit or loss to the extent that it exceeds the balance, if any, held in the revaluation surplus on property and equipment relating to a previous revaluation of that asset. The surplus on revaluation of property and equipment to the extent of incremental depreciation charged (net of deferred tax) is transferred to unappropriated profit. In case of disposal or retirement of a revalued asset, the attributable revaluation surplus remaining in the surplus on revaluation is transferred directly to the unappropriated profit. The revaluation reserve is not available for distribution to the Company's shareholders.

NOTES TO THE FINANCIAL STATEMENTS

For the year ended December 31, 2022

3.2 Takaful contracts

The Takaful contracts are based on the principles of wakala. The takaful contracts so agreed usually inspire concept of tabarru (to donate for benefit of others) and mutual sharing of losses with the overall objective of eliminating the element of uncertainty. Contracts under which the Participant Takaful Fund (PTF) accepts significant takaful risk from another party (the policy holder) by agreeing to compensate the policyholder if a specified uncertain future event (the takaful event) adversely affects the policyholder are classified as takaful contracts. Takaful risk is significant if a takaful event could cause the PTF to pay significant benefits due to the happening of the takaful event compared to its non happening. Once a contract has been classified as a takaful contract, it remains a takaful contract for the remainder of its lifetime, even if the takaful risk reduces significantly during this period, unless all rights and obligations are extinguished or expired.

The PTF underwrites non-life takaful contracts that can be categorized into fire and property, marine, aviation and transport, motor, health and miscellaneous contracts. Contracts may be concluded for a fixed term of one year, for less than one year and in some cases for more than one year. However, most of the contracts are for twelve months duration. Takaful contracts entered into by the PTF under which the contract holder is another takaful operator/ insurer of a facultative nature are included within the individual category of takaful contracts, other than those which fall under the treaty.

- Fire takaful provides coverage against damages caused by fire, riot and strike, explosion, earthquake, atmospheric damage, flood, electric fluctuation and other related perils.
- Marine, aviation and transport takaful provides coverage against cargo risk, terminals, damage occurred in between the points of origin and final destination and other related perils.
- Motor takaful provides comprehensive car coverage, indemnity against third party loss and other related covers.
- Health & miscellaneous takaful provides basic hospital care including maternity care, outpatient care and cover against burglary, loss of cash in safe, cash in transit, money, engineering losses, travel guard and other coverage.

3.3 Deferred commission expense

Commission incurred in obtaining and recording policies of takaful and retakaful was deferred and calculated by applying twenty-fourths method and recognized as assets where they can be reliably measured and it is probable that they will give rise to contribution revenue that will be recognized in subsequent reporting periods.

3.4 Unearned contribution reserves

The unearned portion of contribution written net of wakala fee is set aside as a reserve and is recognized as a liability. This liability is calculated by applying twenty-fourths method as specified in the General Takaful Accounting Regulations, 2019.

3.5 Contribution deficiency reserve

The Operator maintains a provision in respect of contribution deficiency for the class of business where the unearned contribution liability is not adequate to meet the expected future liability after retakaful, from claims and other supplementary expenses, expected to be incurred after the statement of financial position date in respect of the unexpired policies in that class of business at the statement of financial position date. The movement in the contribution deficiency reserve is recorded as an expense/ income in profit and loss account for the year.

NOTES TO THE FINANCIAL STATEMENTS

For the year ended December 31, 2022

For this purpose, loss ratios for each class are estimated based on historical claim development. Historical experience is used in assessing the extent to which past trends may not apply in future or the effects of one-off claims. Further, actuarial valuation has been carried out to determine the amount of contribution deficiency reserve in respect of Accident and Health Takaful classes as required by the Insurance Rules, 2017. If these ratios are adverse, contribution deficiency is determined. The loss ratios estimated on these basis for the unexpired portion are as follows:

	Percentage %
- Fire and property damage	97%
- Marine, aviation and transport	22%
- Motor	41%
- Health and Miscellaneous	67%

Based on analysis of combined operating ratio for the expired period of each reportable segment, the management considers that the unearned contribution reserves for all the classes of business, as at the year end are adequate to meet the expected future liability, after retakaful, from claims and other expenses expected to be incurred after the statement of financial position date in respect of policies in those classes of business in force at the statement of financial position date. Hence, no reserve for the same has been made in these financial statements.

3.6 Re-takaful contracts held

Re-Takaful contracts entered into by the operator with retakaful companies for compensation of losses suffered on takaful contracts issued are retakaful contracts. These retakaful contracts include both facultative and treaty arrangement contracts.

The operator enters into retakaful contracts in the normal course of business in order to limit the potential for losses arising from certain exposures. Outward retakaful contributions are accounted for in the same period as the related contributions for the direct or accepted retakaful business.

Retakaful liabilities represent balance due to retakaful companies. Amounts payable are estimated in a manner consistent with the related retakaful contract. Retakaful assets represent balances due from retakaful companies. Amounts recoverable from retakaful companies are estimated in a manner consistent with the provisions for outstanding claims or settled claims associated with the retakaful policies and are in accordance with the related retakaful contract.

Retakaful assets are not offset against related takaful liabilities. Income or expenses from retakaful contracts are not offset against expenses or income from related takaful assets.

Retakaful assets or liabilities are derecognized when the contractual rights are extinguished or expired.

The operator assesses its retakaful assets for impairment on statement of financial position date. If there is objective evidence that retakaful assets are impaired, the operator reduces the carrying amount of the retakaful assets to its recoverable amount and recognizes impairment loss in the profit and loss account, if any.

3.7 Receivables and payables related to takaful contracts

Receivables and payables related to takaful contracts are recognized when due at cost which is the fair value of the consideration given less provision for impairment, if any.

NOTES TO THE FINANCIAL STATEMENTS

For the year ended December 31, 2022

3.7.1 Takaful / Re-takaful receivables

Contributions due from takaful / retakaful represents the amount due from participants and other takaful insurers on account of takaful contracts. These are recognized at cost, which is the fair value of the contribution to be received less provision for impairment, if any.

3.7.2 Retakaful recoveries against outstanding claims / benefits

Claims recoveries recoverable from the retakaful operators are recognized as an asset at the same time as the claims which gives rise to the right of recovery are recognized as a liability and are measured at the amount expected to be received.

3.8 Segment reporting

A business segment is a distinguishable component of the Operator that is engaged in providing services that are subject to risks and returns that are different from those of other business segments. The Operator accounts for segment reporting of operating results using the classes of business as specified under the Insurance Ordinance, 2000, the Insurance Rules, 2017, the Insurance Accounting Regulations, 2017, the Takaful Rules, 2012 and the General Takaful Accounting Regulations, 2019 as the primary reporting format.

Based on its classification of takaful contracts issued, the Operator has four primary business segments for reporting purposes namely fire and property damage, marine aviation and transport, motor, and health & miscellaneous. The nature and business activities of these segments are disclosed in respective notes to the Financial Statements.

Assets and liabilities that are directly attributable to a particular segment have been allocated to them. Certain assets and liabilities have been allocated to segments on a reasonable basis. Those assets and liabilities which cannot be allocated to a particular segment on a reasonable basis are reported as unallocated corporate assets and liabilities.

3.9 Cash and cash equivalents

Cash and cash equivalents are carried in the statement of financial position at cost. For the purposes of cash flow statement, cash and cash equivalents comprise cash, cheques, pay orders, demand drafts and balances with banks.

3.10 Revenue recognition

a) Contribution

Contributions including administrative surcharge received / receivable (if any) under a takaful policy are recognized as written at the time of issuance of participant membership document (PMD) and recorded as income of the PTF. Contributions are stated exclusive of taxes and duties levied on contributions. Takaful contribution income under a policy net of Wakala fee is recognized as income of PTF over the period of takaful. Administrative surcharge recovered from participant is recognized as part of contribution.

NOTES TO THE FINANCIAL STATEMENTS

For the year ended December 31, 2022

b) Wakala fee

The operator manages the general takaful operations for the participants and charges 40% (2021:40%) on gross contribution for fire, marine, motor and health & miscellaneous, except in case of health in which 20% (2021:40% is charged upto september, 2021 & 20% is charged in last quarter of 2021) as wakala fee against the services. It is recognized as expense of PTF and income of OPF. Unearned portion of Wakala fee is recognized as a liability in OPF and accordingly deferred Wakala fee expense is recognized as an asset in PTF. The unearned portion of Wakala fee is calculated by applying twenty-fourths method as specified in the General Takaful Accounting Regulations, 2019.

c) Rebate Income / Commission expense

Commission expenses are charged to the profit and loss account at the time the PMD are accepted. Rebate income from retakaful operator is recognized at the time of issuance of the underlying takaful policy by the operator. This income is deferred and recognized as revenue in accordance with the pattern of recognition of the retakaful contribution to which it relates. Rebate from retakaful operator is arrived at after taking the impact of opening and closing unearned rebate. Profit/ rebate, if any, which the Operator may be entitled to under the terms of retakaful is recognized on accrual basis. Further, Rebate on retakaful is recognized as income of PTF according to the requirements of the Takaful Rules, 2012.

d) Dividend Income

Dividend income is recognized when right to receive the dividend is established.

e) Investment Income/ expense

Returns on debt securities and term deposits are recognized using the effective interest rate method. Gain or loss on sale of investments is recognized at the time of sale.

Gain / loss on sale of available for sale investments is included in profit and loss account.

f) Modarib Income

The Operator manages the participants' investments as a Modarib and charges such percentage, as approved by the Shahriah Advisor, on Modarib's share of net investment income of PTF. It is recognized on the same basis on which related revenue is recognized.

g) Rental and Other income

Rental and other income is recognized as and when accrued.

3.11 Ijarah

Ijarah rentals (Ijarah) under Ijarah contracts are recognised as an expense in the profit and loss on a straight-line basis over the Ijarah term as per Islamic Financial Accounting Standard issued by SECP S.R.O 431(I)/2007 dated May 22, 2007.

NOTES TO THE FINANCIAL STATEMENTS

For the year ended December 31, 2022

3.12 Financial instruments

Financial assets and financial liabilities within the scope of IAS - 39 are recognized at the time when the Operator becomes a party to the contractual provisions of the instrument and de-recognized when the Operator loses control of contractual rights that comprise of the financial assets and in the case of financial liabilities when the obligation specified in the contract is discharged, cancelled or expired. Any gain or loss on derecognition of the financial assets and financial liabilities is included in the profit and loss account for the year.

3.13 Offsetting of financial assets and financial liabilities

Financial assets and financial liabilities other than those relating to takaful contract are offset and the net amount is reported in the financial statements only when there is a legally enforceable right to set off the recognized amount and the Operator intends either to settle on a net basis or to realize the assets and to settle the liabilities simultaneously.

3.14 Investments

a) In equity securities

Available for sale

Available for sale investments are those non-derivative investments that are designated as available for sale or are not classified as (a) loans and receivables, (b) held to maturity investments or (c) financial assets at fair value through profit or loss. These are primarily those investments that are intended to be held for an undefined period of time or may be sold in response to the need for liquidity.

Subsequent to initial recognition at cost including the transaction cost, these are measured at fair value, changes in fair value are recognized as other comprehensive income until the investment is derecognized or impaired. Gains and losses on derecognition and impairment losses are recognized in profit and loss.

Return on fixed income securities classified as available for sale is recognized on a time proportion basis.

b) In debt securities

Held to maturity

Investments with fixed maturity that the management has the intent and ability to hold to maturity are classified as held to maturity and are initially measured at cost. At subsequent reporting dates, these are measured at amortized cost using the effective yield method.

Any contribution paid or discount availed on acquisition of held to maturity investments is deferred and amortized over the term of the investment using the effective yield unless the impact of amortization is immaterial to the financial statements.

NOTES TO THE FINANCIAL STATEMENTS

For the year ended December 31, 2022

Income from held to maturity investments is recognized on a time proportion basis taking into account the effective yield on the investments.

The difference between the redemption value and the purchase price of the held to maturity investments is amortized and taken to the profit and loss account over the term of investment.

c) In term deposits

Held to maturity

Investments with fixed maturity that the management has the intent and ability to hold to maturity are classified as held to maturity and are initially measured at cost. At subsequent reporting dates, these are measured at amortized cost using the effective yield method.

Any contribution paid or discount availed on acquisition of held to maturity investments is deferred and amortized over the term of the investment using the effective yield unless the impact of amortization is immaterial to the financial statements.

Income from held to maturity investments is recognized on a time proportion basis taking into account the effective yield on the investments.

The difference between the redemption value and the purchase price of the held to maturity investments is amortized and taken to the profit and loss account over the term of investment.

3.15 Impairment of assets

The carrying amount of assets are reviewed at each statement of financial position date to determine whether there is any indication of impairment of any asset or group of assets. If such indication exists, the recoverable amount of the asset is estimated. An impairment loss is recognized whenever the carrying amount of an asset exceeds its recoverable amount. Impairment losses are recognized in profit and loss account.

Where impairment loss subsequently reverses, the carrying amounts of the assets are increased to the revised recoverable amounts but limited to the carrying amounts that would have been determined had no impairment loss been recognized for the assets in prior years. A reversal of an impairment loss is recognized immediately in profit and loss.

In addition, impairment on available for sale investments and retakaful assets are recognized as follows:

i) Available for sale

The operator determines that available for sale equity investments are impaired when there has been a significant or prolonged decline in the fair value below its cost. This determination of what is significant or prolonged requires judgment. In making this judgment, the operator evaluates among other factors, the normal volatility in share price. In addition, impairment may be appropriate when there is evidence of deterioration in the financial health of the investee, industry and sector performance, changes in technology and operational and financing cash flows.

NOTES TO THE FINANCIAL STATEMENTS

For the year ended December 31, 2022

ii) Re-takaful assets

The operator determines the impairment of the re-takaful assets by looking at objective evidence, as a result of an event that occurred after initial recognition of the re-takaful assets, which indicates that the operator may not be able to recover amount due from re-takaful under the terms of re-takaful contract. In addition the operator also monitors the financial ratings of its re-takaful operators on each reporting date.

3.16 Outstanding claims including IBNR

The Operator recognizes liability in respect of all claims incurred up to the statement of financial position date which is measured at the undiscounted value of the expected future payments. The claims are considered to be incurred at the time of incident giving rise to the claims except as otherwise expressly indicated in a Takaful contract. The liability for claims include amounts relating to unpaid reported claims, claims Incurred But Not Reported (IBNR) and expected claims settlement costs.

The provision for claims Incurred But Not Reported (IBNR) is consistently made at the statement of financial position date in accordance with the SECP Circular no. 9 of 2016. IBNR claims have been estimated using Chain Ladder (CL) methodology. The Chain Ladder (CL) Method involves determination of development factors or link ratios for each period. These are then subsequently combined to determine Cumulative Development Factor (CDF) which represents the extent of future development of claims to reach their ultimate level.

IBNR for all classes is determined and recognized in accordance with valuation carried out by an appointed actuary which is also based on Chain Ladder (CL) method.

3.17 Staff retirement benefits

Employees' contribution plan

The Operator operates an approved employee contribution provident fund plan for all permanent employees. Equal contributions are made by employees and the Operator at the rate of 8.34 percent (2021: 8.34 percent) of gross salary per month and charged to profit and loss account.

3.18 Creditors, accruals and provisions

Liabilities for creditors and other amounts payable are carried at cost which is the fair value of the consideration to be paid in the future for the services received, whether or not billed to the Operator.

Provisions are recognized when the Operator has a present legal or constructive obligation as a result of past events, it is probable that an outflow of resources embodying economic benefits will be required to settle the obligation and a reliable estimate of the amount can be made. Provisions are reviewed at each statement of financial position date and adjusted to reflect the current best estimate.

NOTES TO THE FINANCIAL STATEMENTS

For the year ended December 31, 2022

3.19 Management expenses

3.19.1 Other direct expense

Direct expenses are part of Participants Takaful Fund. These expenses are related to the underwriting business and represent directly attributable expenses and indirect expenses allocated to the various classes of business on the basis of gross contribution revenue.

3.19.2 General, administrative and management expense

Expenses not allocable to the underwriting business are charged as management expenses. Management expenses of takaful business are allocated to revenue account of operator as per requirements of the Takaful Rules, 2012.

3.19.3 Claims expense

General takaful claims include all claims occurring during the year, whether reported or not, related internal and external claims handling costs that are directly related to the processing and settlement of claims, a reduction for the value of salvage and other recoveries and any adjustments to claims outstanding from previous years.

3.20 Foreign currency transactions and translations

Foreign currency transactions are translated into Pak Rupees using the exchange rates prevailing at the date of the transactions. All monetary assets and liabilities in foreign currencies are translated into Pak Rupees at the rates of exchange prevailing at the statement of financial position date. Foreign exchange gains and losses on translation are recognized in the profit and loss account. All non-monetary items are translated into Pak Rupees at exchange rates prevailing on the date of transaction or on the date when fair values are determined.

3.21 Takaful surplus

Takaful surplus attributable to the participants is calculated after charging all direct costs and setting aside various reserves and charity. Allocation to participants, if applicable, is made after deducting the claims paid to them during the year. Further, surplus will be distributed to participants after payment of Qard-e-Hasna to Operator.

3.22 Qard-e-Hasna

Qard-e-Hasna is provided by Operator's Fund to Participants' Takaful Fund in case of deficit in Participants' Takaful Fund.

3.23 Zakat

Zakat on investment income is accounted for in the year of deduction, under Zakat & Ushr Ordinance, 1980.

3.24 Related party transactions

NOTES TO THE FINANCIAL STATEMENTS

For the year ended December 31, 2022

Party is said to be related, if they are able to influence the operating and financial decisions of the operator and vice versa. The operator in the normal course of business carries out transactions with related parties. Transactions with related parties are priced at comparable uncontrolled market price and are carried out at arm's length prices.

4 CRITICAL ACCOUNTING ESTIMATES AND JUDGMENTS

The preparation of financial statements in conformity with approved accounting standards requires management to make judgments, estimates and assumptions that affect the application of policies and reported amounts of assets and liabilities as well as income and expenses.

The judgments, estimates and assumptions are based on historical experience, current trends and various other factors that are believed to be reasonable under the circumstances, the results of which form the basis of making the estimates about carrying values of assets and liabilities that are not readily apparent from other sources.

Actual results may differ from these estimates. The estimates and underlying assumptions are reviewed on an ongoing basis. Revisions to accounting estimates are recognized in the period in which the estimate is revised if the revision affects only that period or in the current and future periods if the revision affects both current and future periods.

In particular, the matters involving a higher degree of judgment or complexity, or areas where assumptions and estimates are significant to the financial statements are:

	Note
- Property and equipment - Useful lives and depreciation method	3.1
- Takaful / Retakaful receivables	3.7.1
- Contribution deficiency reserve	3.5
- Segment reporting	3.8
- Unearned contribution reserves	3.4
- Outstanding claims including IBNR	3.16
- Classification & impairment in value of investments	3.15

NOTES TO THE FINANCIAL STATEMENTS

For the year ended December 31, 2022

	Note	2022 Rupees	2021 Rupees
5 QARDE-E-HASNA			
Opening balance		140,000,000	-
Qard-e-Hasna paid by Operator's Fund during the year		80,000,000	167,000,000
Qard-e-Hasna refunded by Participants' Takaful Fund during the year		(120,000,000)	(27,000,000)
		100,000,000	140,000,000
6 PROPERTY AND EQUIPMENT			
Operating fixed assets			
Operator's Fund	6.1	84,525,158	20,603,825
Participants' Takaful Fund	6.2	11,328,557	13,907,014
		95,853,715	34,510,839

NOTES TO THE FINANCIAL STATEMENTS

For the year ended December 31, 2022

6.1 Operating fixed assets - Operator's Fund

Description	2022											
	Cost / Valuation					Depreciation					Written down values as at 31 December 2022	Depreciation rate %
	As at 01 January 2022	Additions	Disposal	Revaluation Surplus	As at 31 December 2022	As at 01 January 2022	For the year	Adjustment on disposal	As at 31 December 2022			
-----Rupees-----												
Furniture and fixture	17,453,275	1,015,713	-	-	18,468,988	8,708,118	904,426	-	9,612,544	8,856,444	10	
Office equipment	4,354,205	1,794,375	-	-	6,148,580	2,105,723	314,779	-	2,420,502	3,728,078	10	
Computer equipment	4,340,995	4,256,491	-	-	8,597,486	3,186,533	1,165,243	-	4,351,776	4,245,710	33.33	
Motor Vehicles	16,198,588	52,359,203	(90,089)	22,051,818	90,519,520	7,742,864	15,150,156	(68,426)	22,824,594	67,694,926	20	
Total	42,347,063	59,425,782	(90,089)	22,051,818	123,734,574	21,743,238	17,534,604	(68,426)	39,209,416	84,525,158		
Description	2021											
	Cost / Valuation					Depreciation					Written down values as at 31 December 2021	Depreciation rate %
	As at 01 January 2021	Additions	Disposal	Revaluation Surplus	As at 31 December 2021	As at 01 January 2021	For the year	Adjustment on disposal	As at 31 December 2021			
Furniture and fixture	17,265,417	187,858	-	-	17,453,275	7,755,257	952,861	-	8,708,118	8,745,157	10	
Office equipment	4,349,205	5,000	-	-	4,354,205	1,856,442	249,281	-	2,105,723	2,248,482	10	
Computer equipment	3,587,993	753,002	-	-	4,340,995	2,906,589	279,944	-	3,186,533	1,154,462	33.33	
Motor Vehicles	15,553,588	645,000	-	-	16,198,588	5,751,274	1,991,590	-	7,742,864	8,455,724	20	
Total	40,756,203	1,590,860	-	-	42,347,063	18,269,562	3,473,676	-	21,743,238	20,603,825		

NOTES TO THE FINANCIAL STATEMENTS

For the year ended December 31, 2022

6.3 Disposal of operating fixed assets

The following assets with book value below Rs. 50,000/- were disposed off during the year to various individuals through negotiations:

Particulars	Cost	Accumulated depreciation	Written down value	Sales proceeds	Gain/(loss)
2022					
Motor vehicles - Operator's Fund	90,089	68,426	21,663	26,000	4,337
2021					
Motor Tracking devices - Participants' Takaful Fund	819,300	731,267	87,673	84,000	(3,637)

6.4 Motor vehicles of Operator's Fund were revalued by Anderson Consulting (Pvt.) Limited, an independent valuer, registered with Pakistan Banks' Association, using market value basis method (Heirarchy level 3) on December 31, 2022. Fair values were determined by applying an average depreciation factor on replacement value which has been ascertained after taking available specifications such as make, model, capacity, etc., and with the help of photographs, enquiring present market value of similar items in new as well as similar condition from various local authorized dealers who deal in old and new similar type of such items. As per revaluation report, forced sale value of the assets as on December 31, 2022 was Rs. 69,630,000/- (2021: Rs. 10,336,000/-).

Had there been no revaluation, the cost, accumulated depreciation and book value of revalued assets as at December 31, 2022, and 2021 would have been as follows:

	Cost	Accumulated depreciation	Written down value
2022			
Motor vehicles	64,688,259	20,980,228	43,708,031
2021			
Motor vehicles	12,419,145	6,382,267	6,036,878

NOTES TO THE FINANCIAL STATEMENTS

For the year ended December 31, 2022

	Note	2022 Rupees	2021 Rupees
7 INVESTMENT IN EQUITY SECURITIES			
Available for sale - In quoted shares			
Operator's Fund	7.1	18,686,928	14,380,147
Participants' Takaful Fund	7.2	13,252,590	19,178,780
		31,939,518	33,558,927

7.1 Investment in equity securities - Operator's Fund

Name of investee company	2022			2021		2021		
	Cost	Unrealized loss	Market Value	Number of shares		Cost	Unrealized loss	Market Value
Sui Northern Gas Pipelines Limited	25,707,858	(13,729,373)	11,978,485	319,000	319,000	25,707,858	(15,037,308)	10,670,550
Agha Steel Industries Limited	4,581,200	(2,610,874)	1,970,326	141,750	141,750	4,581,200	(871,602)	3,709,597
International Industries Limited	4,701,917	(2,318,627)	2,383,290	31,500	-	-	-	-
The Searl Company Limited	4,630,235	(2,275,408)	2,354,827	40,000	-	-	-	-
	39,621,210	(20,934,282)	18,686,928	532,250	460,750	30,289,058	(15,908,910)	14,380,147

7.2 Investment in equity securities - Participants' Takaful Fund

Name of investee company	2022			2021		2021		
	Cost	Unrealized loss	Market Value	Number of shares		Cost	Unrealized loss	Market Value
Nishat Mills Limited	39,237,225	(25,984,635)	13,252,590	241,000	241,000	39,237,225	(20,058,445)	19,178,780

7.3 Market value of equity securities has been determined under fair value hierarchy level 1.

NOTES TO THE FINANCIAL STATEMENTS

For the year ended December 31, 2022

	Note	2022 Rupees	2021 Rupees
8 INVESTMENT IN DEBT SECURITIES			
Held-to maturity - Government ijara sukuk			
Operator's Fund	8.1	182,294,500	168,610,000
Participants' Takaful Fund	8.2	156,512,750	144,740,000
		338,807,250	313,350,000

8.1 Investment in debt securities - Operator's Fund

Face value (Rupees)	Profit payment	Types of security	Maturity date	2022 Rupees	2021 Rupees
6,600,000	Half yearly	Government of Pakistan	29-Oct-2026	13,684,500	-
173,000,000	Half yearly	Ijarah Sukuk	29-Jul-2025	168,610,000	168,610,000
179,600,000				182,294,500	168,610,000

8.2 Investment in debt securities - Participants' Takaful Fund

Face value (Rupees)	Profit payment	Types of security	Maturity date	2022 Rupees	2021 Rupees
11,700,000	Half yearly	Government of Pakistan	29-Oct-2026	11,772,750	-
142,500,000	Half yearly	Ijarah Sukuk	29-Jul-2025	144,740,000	144,740,000
154,200,000				156,512,750	144,740,000

8.3 The rate of return on Certificate of Islamic Investment for the year varied from 8.37% to 14.61% per annum (2021: 8.37% per annum).

	Note	2022 Rupees	2021 Rupees
9 INVESTMENT IN TERM DEPOSITS			
Held-to maturity - Term deposit receipts			
Operator's Fund	9.1	53,500,000	41,600,000
Participants' Takaful Fund	9.2	30,000,000	-
		83,500,000	41,600,000

9.1 The rate of return on Certificate of Islamic Investment for the year varied from 8% to 11.5% per annum (2021: 4.47% to 5.22% per annum).

9.2 The rate of return on Certificate of Islamic Investment for the year varied from 10.2% to 10.35% per annum.

NOTES TO THE FINANCIAL STATEMENTS

For the year ended December 31, 2022

	Note	Operator's Fund		Participants' Takaful Fund	
		2022	2021	2022	2021
		-----Rupees-----		-----Rupees-----	
10		LOANS AND OTHER RECEIVABLES			
		<i>Unsecured and considered good</i>			
	10.1	14,781,610	13,848,095	38,765,114	37,592,254
	10.2	5,693,732	3,583,659	-	-
		-	-	-	648,050
		28,106,001	124,947,826	50,854	26,259,767
		48,581,343	142,379,580	38,815,968	64,500,071

10.1 Security deposits include earnest money deposited against tenders submitted by different parties.

	Note	PTF	
		2022	2021
		-----Rupees-----	
10.2		Loan to employees	
		Operator's Fund	
		2,935,500	1,901,250
		2,758,232	1,682,409
	10.2.1	5,693,732	3,583,659

10.2.1 These represent interest free loans to employees for matrimonial, house building and general purposes and are secured against salaries.

	Note	PTF	
		2022	2021
		Rupees	Rupees
11		TAKAFUL / RETAKAFUL RECEIVABLES	
		Participants' Takaful Fund	
		Due from takaful participants' holders - unsecured	
		667,852,778	115,071,401
		20,233,532	-
	11.1	(20,233,532)	-
		-	-
		Due from other takaful participants / re-takaful	
		74,248,947	83,896,034
		30,301,336	3,031,672
	11.1	(30,301,336)	(3,031,672)
		-	-
		742,101,725	198,967,435

NOTES TO THE FINANCIAL STATEMENTS

For the year ended December 31, 2022

	Due from takaful participants' holders - unsecured		Due from other takaful participants / re-takaful	
	2022	2021	2022	2021
-----Rupees-----				
11.1 Provision for doubtful receivables from takaful/ retakaful				
Balance at the beginning of the year	-	-	3,031,672	3,031,672
Provision made during the year	20,233,532	-	27,269,664	-
	20,233,532	-	30,301,336	3,031,672

	Note	Operator's Fund		Participants' Takaful Fund	
		2022	2021	2022	2021
-----Rupees-----					
12 CASH & BANK					
-Cash in hand		85,544	94,401	-	-
Cash at bank					
-Current accounts		6,747,438	2,450,613	51,203,023	63,097,703
-Saving accounts	12.1	13,168,251	3,199,061	146,663,274	65,976,590
		19,915,689	5,649,674	197,866,297	129,074,293
		20,001,233	5,744,075	197,866,297	129,074,293

12.1 The rate of return on PLS saving accounts maintained at various banks ranges from 2.52% to 14.50% per annum (2021: 2.76% to 4.44% per annum).

	Note	2022	2021
		Rupees	Rupees

13 STATUTORY FUND			
Operator's Fund	13.1	50,000,000	50,000,000

13.1 This represents the fund initially set aside as statutory reserve to comply with requirements of Circular No 8 of 2014 read with section 11(c) of the Takaful Rules, 2012 issued by Securities and Exchange Commission of Pakistan for window takaful business.

NOTES TO THE FINANCIAL STATEMENTS

For the year ended December 31, 2022

	Note	2022	2021
		Rupees	Rupees
14 WAQF MONEY			
Participants' Takaful Fund	14.1	500,000	500,000

14.1 This amount is set apart as waqf money according to the Waqf deed prepared for the purpose of creation of Waqf Fund/ Participants' Takaful Fund.

15 SURPLUS ON REVALUATION OF PROPERTY AND EQUIPMENT			
Operator's Fund			
Balance at beginning of the year		2,418,846	3,023,555
Add: Revaluation made during the year	15.1	22,051,818	-
Less: Incremental depreciation charged for the year		(483,769)	(604,709)
Balance at end of the year		23,986,895	2,418,846

	Note	Operator's Fund		Participants' Takaful Fund	
		2022	2021	2022	2021
-----Rupees-----					
16 OTHER CREDITORS AND ACCRUALS					
Agents commission payable		55,102,686	21,737,585	-	-
Federal excise duty / sales tax		-	-	5,607,012	2,466,684
Federal takaful fee		-	-	1,197,366	1,176,903
Payable to related parties	16.1	-	-	307,459	137,830
Withholding taxes payable		1,615,106	2,795,441	384,389	992,446
Auditors' remuneration		1,440,000	935,000	-	-
Other payables		588,928	216,840	1,125,864	988,712
		58,746,720	25,684,866	8,622,090	5,762,575

16.1 Represents amount due to an associated undertaking.

	2022	2021
	Rupees	Rupees

17 COMMITMENTS			
Operator's Fund			
Commitments in respect of Ijarah contracts are as follows:			
Not later than one year		20,472,824	18,193,403
Later than one year but not later than five year		53,655,991	23,200,632
		74,128,815	41,394,035

NOTES TO THE FINANCIAL STATEMENTS

For the year ended December 31, 2022

	Note	2022 Rupees	2021 Rupees
18			
NET CONTRIBUTIONS EARNED			
Participants' Takaful Fund			
Written gross contribution		2,101,883,871	1,383,948,046
Less: Wakala fee		(533,987,695)	(395,823,263)
Contribution net of wakala fee		1,567,896,176	988,124,783
Add: Provision for unearned contribution - Opening		305,838,478	132,798,788
Less: Provision for unearned contribution - Closing		(795,788,181)	(305,838,478)
Contribution earned		1,077,946,473	815,085,093
Retakaful contribution ceded		115,763,434	99,228,023
Add: Prepaid retakaful contribution - Opening		40,745,779	146,211,598
Less: Prepaid retakaful contribution - Closing		(41,920,206)	(40,745,779)
Retakaful expense		114,589,007	204,693,842
		963,357,466	610,391,251
19			
RETAKAFUL REBATE EARNED			
Participants' Takaful Fund			
Rebate received or recoverable		21,853,843	20,020,159
Add: Unearned retakaful rebate - Opening		7,803,722	31,145,028
Less: Unearned retakaful rebate - Closing		(6,255,643)	(7,803,722)
		23,401,922	43,361,465
20			
NET CLAIMS - REPORTED/SETTLED			
Participants' Takaful Fund			
Benefits/ Claims Paid		696,742,597	570,092,877
Add: Outstanding benefits/ claims including IBNR - Closing	20.1	1,093,925,917	338,660,971
Less: Outstanding benefits/ claims including IBNR - Opening		(338,660,971)	(254,896,316)
Claims expense		1,452,007,543	653,857,532
Re-takaful and other recoveries received		55,567,493	49,547,401
Add: Re-takaful and other recoveries in respect of outstanding claims - Closing		825,440,151	199,997,637
Less: Re-takaful and other recoveries in respect of outstanding claims - Opening		(199,997,637)	(167,061,743)
Re-takaful and other recoveries revenue		681,010,007	82,483,295
		770,997,536	571,374,237

NOTES TO THE FINANCIAL STATEMENTS

For the year ended December 31, 2022

20.1 Claim development

Accident year	2018	2019	2020	2021	2022	Total
2022						
Estimate of ultimate claims costs:						
At end of accident year	623,936,821	2,391,615,282	525,390,577	646,833,769	1,365,590,480	5,553,366,929
One year later	1,524,152,481	1,160,188,928	512,265,407	774,728,651	-	3,971,335,467
Two years later	1,241,605,371	1,179,409,289	491,982,275	-	-	2,912,996,935
Three years later	1,254,098,891	1,160,845,896	-	-	-	2,414,944,787
Four years later	1,251,343,992	-	-	-	-	1,251,343,992
Current estimate of cumulative claims	1,251,343,992	1,160,845,896	491,982,275	774,728,651	1,365,590,480	5,044,491,294
Cumulative payments to date	(1,246,835,597)	(1,144,749,053)	(469,960,594)	(532,184,159)	(556,835,974)	(3,950,565,377)
Liability recognised in the statement of financial position	4,508,395	16,096,843	22,021,681	242,544,492	808,754,506	1,093,925,917
2021						
Estimate of ultimate claims costs:						
At end of accident year	623,936,821	298,566,772	525,390,577	646,833,769	-	2,094,727,939
One year later	394,001,756	170,315,229	205,836,852	-	-	770,153,837
Two years later	12,260,245	41,835,047	-	-	-	54,095,292
Three years later	14,248,180	-	-	-	-	14,248,180
Four years later	-	-	-	-	-	-
Current estimate of cumulative claims	14,248,180	41,835,047	205,836,852	646,833,769	-	908,753,848
Cumulative payments to date	(6,789,011)	(7,016,866)	(162,914,712)	(393,372,288)	-	(570,092,877)
Liability recognised in the statement of financial position	7,459,169	34,818,181	42,922,140	253,461,481	-	338,660,971
				Note	2022	2021
					Rupees	Rupees

21 OTHER DIRECT EXPENSES

Participants' Takaful Fund			
Depreciation		5,109,957	6,232,266
Annual monitoring charges		9,130,890	5,449,499
Printing and stationery charges		7,739,750	-
Provision for doubtful receivables	11.1	47,503,196	-
Others		2,608,046	1,903,514
		72,091,839	13,585,279

NOTES TO THE FINANCIAL STATEMENTS

For the year ended December 31, 2022

	Note	2022 Rupees	2021 Rupees
22			
COMMISSION EXPENSE			
Operator's Fund			
Commission paid or payable		167,202,264	138,590,807
Add: Deferred commission expense - Opening		52,268,973	61,976,820
Less: Deferred commission expense - Closing		(67,783,894)	(52,268,973)
Commission expense		151,687,343	148,298,655
23			
WAKALA FEE			
Operator's Fund			
Gross wakala fee	23.1	610,412,772	517,373,918
Add: Deferred wakala expense / unearned wakala fee - Opening		163,639,586	42,088,931
Less: Deferred wakala expense / unearned wakala fee - Closing		(240,064,663)	(163,639,586)
		533,987,695	395,823,263
23.1	The Operator manages the general takaful operations for the participants and charges 40% (2021: 40%) in case of fire, marine, motor and health & miscellaneous except in the case of health in which 20% (January to September 2021: 40% & October to December 2021: 20%) is charged for the year, of the gross contribution written net of administrative surcharge on co-takaful inward as wakala fee against the services.		
24			
GENERAL, ADMINISTRATIVE AND MANAGEMENT EXPENSES			
Operator's Fund			
Salaries, allowances and other benefits		252,542,958	149,492,605
Charges for post employment benefit		9,983,296	6,055,012
Travelling expenses		14,893,367	11,946,485
Printing and stationery		2,045,232	7,037,308
Depreciation		7,737,771	3,473,676
Rent, rates and taxes	24.1	38,338,946	25,847,655
Electricity, gas and water		11,750,585	2,674,391
Entertainment		8,162,272	3,447,259
Vehicle running expenses		12,842,253	4,853,233
Office repairs and maintenance		19,993,144	3,723,095
Bank charges		18,433	26,216
Postage, telegrams and telephone		5,183,144	2,216,230
Advertisement and sales promotion		3,590,465	1,984,000
Health claim management fee		6,864,333	5,775,908
Miscellaneous		5,177,307	5,072,828
		399,123,506	233,625,901

NOTES TO THE FINANCIAL STATEMENTS

For the year ended December 31, 2022

24.1 Rent, rates and taxes include rental on car ijarah amounting to Rs. 13,210,424/- (2021: 11,129,084/-).

Note	Operator's Fund		Participants' Takaful Fund	
	2022	2021	2022	2021
	-----Rupees-----		-----Rupees-----	
25	INVESTMENT INCOME			
	Income from equity securities			
	Available for sale			
	Dividend income on listed shares	2,644,500	2,208,500	- 900,000
	Income from debt securities			
	Held to maturity			
	Return on Government securities	14,790,295	12,951,786	12,697,887 7,444,437
	Income from term deposits			
	Return on term deposits	4,028,339	1,967,300	2,034,767 -
	Net realized gains/ (losses) on investments	21,463,134	17,127,586	14,732,654 8,344,437
	Available for sale financial assets			
	-Equity securities	-	4,827,893	- 3,250,044
	-Mutual funds	-	174,532	- 312,548
		-	5,002,425	- 3,562,592
	Total investment income	21,463,134	22,130,011	14,732,654 11,907,029
	Less: Investment related expenses	(14,000)	(424,118)	- (213,913)
	Less: Inter fund transfer	25.1 3,683,163	2,923,279	(3,683,163) (2,923,279)
	Net Investment Income	25,132,297	24,629,172	11,049,491 8,769,837

25.1 The Operator's fund manages the Participants' Takaful Fund's investments as a Modarib and charges 25% of the investment income earned by Participants' Takaful Fund.

26	OTHER INCOME			
	Return on bank balances	481,612	412,136	3,722,139 825,264
	Gain on sale of fixed assets	337,530	280,729	3,796,871 4,747,063
		819,142	692,865	7,519,010 5,572,327

NOTES TO THE FINANCIAL STATEMENTS

For the year ended December 31, 2022

	Note	2022 Rupees	2021 Rupees
27 DIRECT EXPENSES			
Operator's Fund			
Legal and professional fee other than business related		1,551,903	218,000
Auditors' remuneration	27.1	1,858,750	1,125,575
Shariah advisor fee		1,376,760	1,251,612
Annual supervision fee		1,031,631	1,471,400
		5,819,044	4,066,587
27.1 AUDITORS' REMUNERATION			
Audit fee		1,260,000	935,000
Half yearly review		315,000	190,575
Certification		58,750	-
Out of pocket expenses		225,000	-
		1,858,750	1,125,575
28 COMPENSATION OF EXECUTIVES			
Operator's Fund			
Managerial remuneration		81,741,730	28,161,958
Leave encashment		7,139,067	-
Bonus		36,469,387	-
Ex-gratia allowance		7,545,390	-
Charge for defined benefit plan		23,295,799	-
Contribution to defined contribution plan		7,139,067	2,632,740
Rent and house maintenance		36,469,387	12,672,877
Medical		7,545,390	2,816,201
Conveyance		23,295,799	875,000
Others		10,742,078	12,601,998
Total		241,383,094	59,760,774
Number of persons		86	21

28.1 Certain executives are also provided with free use of the Operator's maintained car.

28.2 Executives mean employees, other than the chief executive and directors, whose basic salary exceeds five hundred thousand rupees in a financial year.

NOTES TO THE FINANCIAL STATEMENTS

For the year ended December 31, 2022

29 RELATED PARTY TRANSACTIONS

Related parties comprise of chief executive officer, directors, major shareholders, key management personnel, associated companies, entities with common directors and employee retirement benefit funds. The transactions with related parties are carried out at commercial terms and conditions and compensation to key management personnel is on employment terms. Transactions with related parties other than those specifically disclosed elsewhere in the financial statements are as follows:

Remuneration of chief executive, directors and executives is disclosed in Note 28.

Relation with undertaking	Name of related party	Nature and transaction	Operator's Fund		Participants' Takaful Fund	
			2022	2021	2022	2021
			Rupees	Rupees	Rupees	Rupees
Balances at year end:						
Associated undertakings	United Track System (Pvt) Ltd.	Amount payable	-	-	(307,459)	(137,830)
Key management personnel	Executives Employees	Loan to key management personnel	2,935,500	1,901,250	-	-
Transactions during the year:						
Associated undertakings	United Track System (Pvt) Ltd.	Motor tracking devices purchased	-	-	2,531,500	2,788,052
		Device monitoring charges paid	-	-	9,130,890	5,449,499
	Tawasul Healthcare TPA (Pvt) Ltd	Health service charges paid	6,864,333	5,775,908	-	-
Employees' Provident Fund	The United Insurance Employees Provident Fund	Employer's contributions for the year	9,983,296	6,055,012	-	-

NOTES TO THE FINANCIAL STATEMENTS

For the year ended December 31, 2022

30 SEGMENT REPORTING

The operator has four primary business segments for reporting purposes namely fire and property damage, marine aviation and transport, motor, and health & miscellaneous. Assets and liabilities, wherever possible have been assigned to the following segments based on specific identification or allocated on the basis of contribution written by each segment.

Operator's Fund	2022				TOTAL
	FIRE & PROPERTY DAMAGE	MARINE AVIATION AND TRANSPORT	MOTOR	HEALTH & MISCELLANEOUS	
	----- Rupees -----				
Wakala fee	58,864,910	61,216,288	173,489,674	240,416,823	533,987,695
Commission expense	(27,713,868)	(25,027,888)	(46,480,385)	(52,465,202)	(151,687,343)
Direct expenses					(5,819,044)
					376,481,308
General, administrative and management expenses					(399,123,506)
Other income					819,142
Investment income					25,132,297
Profit for the year					3,309,241
Corporate segment assets	37,607,406	19,559,824	81,841,354	33,775,116	172,783,700
Wakala fee receivable	20,638,666	17,361,660	55,169,559	11,829,921	
Deferred commission	16,968,740	2,198,164	26,671,795	21,945,195	
Corporate unallocated assets					518,076,564
Total assets					690,860,264
Corporate segment liabilities	47,837,252	9,167,123	110,955,256	127,207,718	295,167,349
Corporate unallocated liabilities					3,644,034
Total liabilities					298,811,383
Participants' Takaful Fund					
Gross written contribution (inclusive of admin surcharge)	188,229,250	153,407,307	545,751,079	1,214,496,235	2,101,883,871
Gross direct contribution	184,838,520	148,755,651	530,149,135	1,213,564,264	2,077,307,570
Facultative inward contribution	296,166	-	1,168,121	273,769	1,738,056
Administrative surcharge	3,094,564	4,670,795	14,433,823	658,202	22,857,384
Wakala fee	58,864,910	61,216,288	173,489,674	240,416,823	533,987,695
Takaful contribution earned	68,151,572	89,768,751	207,100,799	712,925,351	1,077,946,473
Takaful contribution ceded to retakaful	(53,713,333)	(42,641,641)	(3,036,312)	(15,197,721)	(114,589,007)
Net Contribution revenue	14,438,239	47,127,110	204,064,487	697,727,630	963,357,466
Re-takaful rebate	9,687,598	10,293,510	280,276	3,140,538	23,401,922
Net underwriting income	24,125,837	57,420,620	204,344,763	700,868,168	986,759,388
Takaful claims	553,782,668	46,796,834	182,958,496	668,469,545	1,452,007,543
Takaful claims recovered from retakaful	482,371,819	30,690,404	(1,338,010)	169,285,794	681,010,007
Net claims	71,410,849	16,106,430	184,296,506	499,183,751	770,997,536
Other direct expenses	6,456,015	5,261,668	18,718,541	41,655,615	72,091,839
Net Takaful claims and expenses	77,866,864	21,368,098	203,015,047	540,839,366	843,089,375
(Deficit)/ surplus before investment income	(53,741,027)	36,052,522	1,329,716	160,028,802	143,670,013
Net investment income					11,049,491
Other income					7,519,010
Surplus for the year					162,238,514
Corporate segment assets	659,874,394	88,315,799	308,028,056	793,308,497	1,849,526,746
Corporate unallocated assets					455,181,980
Total assets					2,304,708,726
Corporate segment liabilities	728,799,118	80,569,932	437,950,459	781,123,510	2,028,443,019
Corporate unallocated liabilities					102,448,749
Total liabilities					2,130,891,768

NOTES TO THE FINANCIAL STATEMENTS

For the year ended December 31, 2022

30.1 SEGMENT INFORMATION

The operator has four primary business segments for reporting purposes namely fire and property damage, marine aviation and transport, motor, and health & miscellaneous. Assets and liabilities, wherever possible have been assigned to the following segments based on specific identification or allocated on the basis of contribution written by each segment.

Operator's Fund	2021				TOTAL
	FIRE & PROPERTY DAMAGE	MARINE AVIATION AND TRANSPORT	MOTOR	HEALTH & MISCELLANEOUS	
	----- Rupees -----				
Wakala fee	26,650,439	37,428,925	61,526,921	270,216,978	395,823,263
Commission expense	(14,380,713)	(15,134,344)	(33,080,338)	(85,703,260)	(148,298,655)
Direct expenses					[4,066,587]
					243,458,021
General, administrative and management expenses					(233,625,901)
Other income					692,865
Investment income					24,629,172
Profit for the year					35,154,157
Corporate segment assets	51,270,172	69,566,855	23,137,201	38,331,671	182,305,899
Corporate unallocated assets					543,731,747
Total assets					726,037,646
Corporate segment liabilities	27,953,556	9,660,176	69,009,012	78,754,427	185,377,171
Corporate unallocated liabilities					3,947,281
Total liabilities					189,324,452
Participants' Takaful Fund					
Gross written contribution (inclusive of admin surcharge)	108,605,319	105,319,783	285,294,439	884,728,505	1,383,948,046
Gross direct contribution	104,967,601	101,144,011	269,707,470	884,016,903	1,359,835,985
Facultative inward contribution	1,786,904	561,678	9,116,915	423,856	11,889,353
Administrative surcharge	1,850,814	3,614,094	6,470,054	287,746	12,222,708
Wakala fee	26,650,439	37,428,925	61,526,921	270,216,978	395,823,263
Takaful contribution earned	67,678,770	62,666,884	182,072,496	502,666,943	815,085,093
Takaful contribution ceded to retakaful	(51,070,075)	(34,881,324)	(27,218,712)	(91,523,731)	(204,693,842)
Net Contribution revenue	16,608,695	27,785,560	154,853,784	411,143,212	610,391,251
Re-takaful rebate	8,967,726	8,462,676	5,622,866	20,308,197	43,361,465
Net underwriting income	25,576,421	36,248,236	160,476,650	431,451,409	653,752,716
Takaful claims	37,107,741	33,517,681	108,958,738	474,273,372	653,857,532
Takaful claims recovered from retakaful	30,155,835	15,156,293	10,860,482	26,310,685	82,483,295
Net claims	6,951,906	18,361,388	98,098,256	447,962,687	571,374,237
Other direct expenses	1,066,105	1,033,853	2,800,542	8,684,779	13,585,279
Net Takaful claims and expenses	8,018,011	19,395,241	100,898,798	456,647,466	584,959,516
Surplus before investment income	17,558,410	16,852,995	59,577,852	[25,196,057]	68,793,200
Net investment income					8,769,837
Other income					5,572,327
Surplus for the year					83,135,364
Corporate segment assets	136,770,701	41,737,369	122,229,844	302,612,523	603,350,437
Corporate unallocated assets					376,465,155
Total assets					979,815,592
Corporate segment liabilities	171,026,105	112,726,529	182,113,946	351,961,267	817,827,847
Corporate unallocated liabilities					144,483,111
Total liabilities					962,310,958

NOTES TO THE FINANCIAL STATEMENTS

For the year ended December 31, 2022

31 MOVEMENT IN INVESTMENTS

	Held to maturity	Available for sale	Total
	----- Rupees -----		
As at January 01, 2021	227,273,800	121,869,591	349,143,391
Additions	255,795,000	179,687,808	435,482,808
Disposals (sale and redemption)	(128,118,800)	(254,332,965)	(382,451,765)
Fair value net gain/ (loss) (excluding net realised gains)	-	(13,665,507)	(13,665,507)
As at December 31, 2021	354,950,000	33,558,927	388,508,926
Additions	98,957,250	9,332,153	108,289,403
Disposals (sale and redemption)	(31,600,000)	-	(31,600,000)
Fair value net gain/ (loss) (excluding net realised gains)	-	(10,951,562)	(10,951,562)
As at December 31, 2022	422,307,250	31,939,518	454,246,767

32 MANAGEMENT OF TAKAFUL RISK AND FINANCIAL RISK

32.1 Risk management framework

The Operator's activities expose it to a variety of financial risks, credit risk, liquidity risk and market risk (including interest/ mark-up rate risk and price risk). The Operator's overall risk management programme focuses on the unpredictability of financial markets and seeks to minimize potential adverse effects on the financial performance. Overall risks arising from the Operator's financial assets and liabilities are limited. The Operator consistently manages its exposure to financial risk without any material change from previous period in the manner described in notes below. The Board of Directors has overall responsibility for the establishment and oversight of Operator's risk management framework. The Board is also responsible for developing the Operator's risk management policies.

32.2 Takaful risks

32.2.1 Takaful risk

The Operator accepts the takaful risk through its takaful contracts where it assumes the risk of loss from persons or organizations that are directly subject to the underlying loss. The Operator is exposed to the uncertainty surrounding the timing, frequency and severity of claims under these contracts.

The Operator manages its risk via its underwriting and retakaful strategy within an overall risk management framework. Exposures are managed by having documented underwriting limit and criteria. Retakaful is purchased to mitigate the risk of potential loss to the Operator. Retakaful policies are written with approved retakaful companies on either a proportional or excess of loss treaty or facultative basis.

NOTES TO THE FINANCIAL STATEMENTS

For the year ended December 31, 2022

A concentration of risk may also arise from a single takaful contract issued to particular demographic type of policyholder, within a geographical location or to types of commercial business. The Operator minimizes its exposure to significant losses by obtaining retakaful from a number of retakaful companies who are dispersed over several geographical regions.

Further, the Operator adopts strict claim review policies including active management and prompt pursuing of the claims, regular detailed review of claim handling procedures and frequent investigation of possible false claims to reduce the takaful risk.

Geographical concentration of takaful risk

To optimize benefits from the principle of average and law of large numbers, geographical spread of risk is of extreme importance. There are a number of parameters which are significant in assessing the accumulation of risks with reference to the geographical location, the most important of which is risk survey.

Risk surveys are carried out on a regular basis for the evaluation of physical hazards associated with the commercial/ industrial residential occupation of the takaful companies. Details regarding the fire separation/ segregation with respect to the manufacturing processes, storage, utilities, etc. are extracted from the layout plan of the insured facility. Such details are formed part of the reports which are made available to the underwriters/ retakaful personnel for their evaluation. Reference is made to the standard construction specifications as laid down by IAP (Takaful Association of Pakistan). For instance, the presence of Perfect Party Walls, Double Fire Proof Iron Doors, physical separation between the buildings within an policy holder's premises. It is basically the property contained within an area which is separated by another property by sufficient distance to confine insured damage from uncontrolled fire and explosion under the most adverse conditions to that one area.

Address look-up and geocoding is the essential field of the policy data interphase of IT systems. It provides instant location which is dependent on data collection provided under the policy schedule. All critical underwriting information is punched into the IT system/ application through which a number of MIS reports can be generated to assess the concentration of risk.

35.2.2 Retakaful arrangements

Retakaful arrangements are key components in the global economy as a means of supporting acceptance of risk by takaful organizations. Arrangements are the most effective ways of getting coverage of all types risks, underwritten by the Operator. The Operator has prestigious retakaful arrangements with the world wide acclaimed retakaful companies.

In compliance of the regulatory requirement, the retakaful agreements are duly submitted with Securities and Exchange Commission of Pakistan (SECP) on annual basis.

NOTES TO THE FINANCIAL STATEMENTS

For the year ended December 31, 2022

The Operator's class wise risk exposure (based on maximum loss coverage in a single policy) is as follows:

	Maximum sum insured		Retakaful cover		Highest net liability	
	2022	2021	2022	2021	2022	2021
	----- Rupees -----					
Fire and property damage	4,772,649,588	4,400,000,000	4,722,649,588	4,350,000,000	50,000,000	50,000,000
Marine, aviation and transport	7,108,202,118	6,000,000,000	7,095,702,118	5,987,500,000	12,500,000	12,500,000
Motor	520,298,071	37,500,000	517,298,071	36,000,000	3,000,000	1,500,000
Health & Miscellaneous	30,333,500,000	1,719,263,000	30,326,000,000	1,669,263,000	7,500,000	50,000,000
Health & Miscellaneous	42,734,649,777	12,156,763,000	42,661,649,777	12,042,763,000	73,000,000	114,000,000

The table below sets out the concentration of takaful contract liabilities by type of contract:

	Gross liabilities		Gross assets		Net liabilities / (assets)	
	2022	2021	2022	2021	2022	2021
	----- Rupees -----					
Fire and property damage	728,799,118	171,026,105	659,874,394	136,770,701	68,924,724	34,255,404
Marine, aviation and transport	80,569,932	112,726,529	88,315,799	41,737,369	(7,745,867)	70,989,160
Motor	437,950,459	182,113,946	308,028,056	122,229,844	129,922,403	59,884,102
Health & Miscellaneous	781,123,510	351,961,267	793,308,497	302,612,523	(12,184,987)	49,348,744
	2,028,443,019	817,827,847	1,849,526,746	603,350,437	178,916,273	214,477,410

32.2.3 Sources of uncertainty in the estimation of future claims payment

Claims on general takaful contracts are payable on a claim occurrence basis. The Operator is liable for all insured events that occur during the term of the takaful contract.

An estimated amount of the claim is recorded immediately on intimation to the Operator. The estimation of the amount is based on the amount notified by the policy holder, management or preliminary assessment by the independent surveyor appointed for this purpose. The initial estimates include expected settlement cost of the claims. Incurred But Not Reported (IBNR) claims have been estimated using Chain Ladder (CL) methodology. The Chain Ladder (CL) Method involves determination of development factors or link ratios for each period. These are then subsequently combined to determine Cumulative Development Factor (CDF) which represents the extent of future development of claims to reach their ultimate level.

There are several variable factors which affect the amount and timing of recognized claim liabilities. However, the management considers that uncertainty about the amount and timing of claim payments is generally resolved within a year. The Operator takes all reasonable measures to mitigate the factors affecting the amount and timing of claim settlements. However, uncertainty prevails with estimated claim liabilities and it is likely that final settlement of these liabilities may be different from recognised amounts.

NOTES TO THE FINANCIAL STATEMENTS

For the year ended December 31, 2022

32.2.4 Changes in assumptions

The principal assumption underlying the liability estimation of IBNR and contribution deficiency reserve is that the Operator's future claim development will follow similar historical pattern for occurrence and reporting. The management uses qualitative judgment to assess the extent to which past occurrence and reporting pattern will not apply in future. The judgment includes external factors e.g. treatment of one-off occurrence claims, changes in market factors, economic conditions, etc.

32.2.5 Sensitivity analysis

The risks associated with the takaful contracts are complex and subject to a number of variables which complicate quantitative sensitivity analysis. The Operator makes various assumptions and techniques based on past claims development experience. This includes indications such as average claims cost, ultimate claims numbers and expected loss ratios. The Operator considers that the liability for takaful claims recognized in the statement of financial position is adequate. However, actual experience will differ from the expected outcome.

As the Operator enters into short term takaful contracts, it does not assume any significant impact of changes in market conditions on unexpired risks.

However, profit before tax and shareholders' equity will be decreased/increased with the increase/decrease of 10% in the claims as reflected below;

	Profit before tax		Share holders' equity	
	2022	2021	2022	2021
	----- Rupees -----			
Fire and property damage	(7,141,085)	(695,191)	(5,070,170)	(493,586)
Marine, aviation and transport	(1,610,643)	(1,836,139)	(1,143,557)	(1,303,659)
Motor	(18,429,651)	(9,809,826)	(13,085,052)	(6,964,976)
Health & Miscellaneous	(49,918,375)	(44,796,269)	(35,442,046)	(31,805,351)
	(77,099,754)	(57,137,425)	(77,099,754)	(57,137,425)

Claims development table

The table shown in note 20.1 reflect the development of claims over a period of time. The disclosure goes back to the period when the earliest material claim arose for which there is still uncertainty about the amount and timing of the claims payments.

NOTES TO THE FINANCIAL STATEMENTS

For the year ended December 31, 2022

	2022 Rupees	2021 Rupees
32.3 Financial risk		
32.3.1 Financial instruments by category		
Financial assets		
Available for sale investment in equity securities	31,939,518	33,558,927
At amortized cost		
Investments	422,307,250	354,950,000
Loans and others receivables	87,397,311	206,231,601
Receivable from Participants' Takaful Fund	105,630,843	132,960,206
Accrued investment income	17,262,184	12,555,838
Takaful / re-takaful receivables	742,101,725	198,967,435
Retakaful recoveries against outstanding claims / benefits	825,440,151	199,997,637
Cash and bank	217,867,530	134,818,368
	2,449,946,512	1,274,040,012
Financial liabilities		
At amortized cost		
Outstanding claims including IBNR	1,093,925,917	338,660,971
Takaful / re-takaful payables	20,669,092	31,285,006
Other creditors and accruals	58,564,937	24,015,967
Payable to Operator's Fund	105,630,845	132,960,206
	1,278,790,791	526,922,150

32.3.2 Market risk

Market risk is the risk that the fair value or future cash flows of a financial instrument will fluctuate because of changes in market variables such as interest rates, foreign exchange rates and market prices.

a) Interest / mark up rate risk

Interest / mark-up rate risk is the risk that value of a financial instrument or future cash flows of a financial instrument will fluctuate due to changes in the market interest/ mark-up rates. Sensitivity to interest/ mark-up rate risk arises from mismatches of financial assets and liabilities that mature or reprice in a given period. The Operator manages this mismatch through risk management strategies where significant changes in gap position can be adjusted. The short term borrowing arrangements have variable rate pricing that is dependent on the Karachi Inter Bank Offer Rate (KIBOR) as indicated in respective notes.

The effective interest / mark-up rates for interest / mark-up bearing financial instruments are mentioned in relevant notes to the financial statements at reporting date.

Sensitivity to interest rate risk arises from mismatches of financial assets and financial liabilities that mature or reprice in a given period. The Company manages these mismatches through risk management strategies where significant changes in gap position can be adjusted.

The Company does not account for any fixed rate financial assets and liabilities at fair value through profit therefore a change in interest rates at the reporting date would not affect profit or loss.

NOTES TO THE FINANCIAL STATEMENTS

For the year ended December 31, 2022

b) Foreign currency risk

Foreign currency risk is the risk that the value of financial assets or liability will fluctuate due to changes in foreign currency rates. Foreign exchange risk arises mainly where receivables and payables exists due to transactions in foreign currencies. As of the statement of financial position date, the Operator does not have material assets or liabilities which are exposed to foreign currency risk except for amount due from and due to retakaful companies.

c) Price risk

Price risk represents the risk that the fair value of a financial instrument will fluctuate because of changes in the market prices (other than those arising from interest / mark up rate risk or currency risk), whether those changes are caused by factors specific to the individual financial instrument or its issuer, or factors affecting all or similar financial instruments traded in the market. The Company is exposed to equity price in respect of investments in quoted equity securities amounting to Rs. 31,939,518 /- (2021: Rs. 33,558,927 /-) at the statement of financial position. However, the exposure is not significant.

The Company manages price risk by monitoring exposure in quoted Equity Securities and implementing The strict discipline in internal risk Management and investment policies.

Market prices are subject to fluctuation and consequently the amount realized in the subsequent sale of an investment may significantly differ from the reported market value. Furthermore, amount realized in the sale of a particular security may be affected by relative quantity of the security being sold.

The Company is not exposed to any significant price risk.

32.3.3 Liquidity risk

Liquidity risk is the risk that the Operator will encounter difficulty in meeting obligations associated with its financial liabilities. To guard against the risk, the Operator maintains balance of cash and other equivalents and readily marketable securities. The maturity profile of assets and liabilities are also monitored to ensure adequate liquidity is maintained.

Liquidity risk is the risk that the Operator may not be able to generate sufficient cash resources to settle its obligations in full as they fall due or can only do so on terms that are materially disadvantageous. The Company is not exposed to liquidity risk as liquid financial assets of the Company are more than the financial liabilities as reflected in Note 32.3.

There are no liabilities contracted to fall due beyond 12 months from end of the reporting year.

32.4 Credit risk and concentration of credit risk

Credit risk is the risk that arises with the possibility that one party to a financial instrument will fail to discharge its obligation and cause the other party to incur a financial loss. The Operator attempts to control credit risk by monitoring credit exposures by undertaking transactions with a large number of counterparties in various industries and by continually assessing the credit worthiness of counterparties.

NOTES TO THE FINANCIAL STATEMENTS

For the year ended December 31, 2022

Concentration of credit risk occurs when a number of counterparties have a similar type of business activity. As a result, any change in economic, political or other conditions would effect their ability to meet contractual obligations in similar manner. The Operator's credit risk exposure is not significantly different from that reflected in the financial statements. The management monitors and limits the Operator's exposure to credit risk through monitoring of client's exposure and conservative estimates of provisions for doubtful assets, if any. The management is of the view that it is not exposed to significant concentration of credit risk as its financial assets are adequately diversified in entities of sound financial standing, covering various industrial sectors.

As at reporting date, the Company's maximum exposure to credit risk was Rs. 2,449,946,512 (2021: 1,273,945,611) from the financial assets as disclosed in Note 32.3.

The Company did not hold any collateral against these financial assets. General provision is made for receivables according to the Company's policy. The impairment provision is written off when the Company expects that it cannot recover the balance due. Balances were not impaired as they relate to a number of policy holders and other insurers/ reinsurers for whom there is no recent history of default.

The credit risk exposure is limited in respect of investments and bank balances. The credit quality of the Company's majority banks can be assessed with reference to external credit ratings assigned to these banks by credit rating agencies as specified below:

	Ratings		Ratings Agency	2022	2021
	Short term	Long term		Rupees	Rupees
Meezan Bank Limited	A-1+	AAA	VIS	90,853,557	54,808,018
Summit Bank Limited	A-3	BBB -	VIS	4,007,420	385,872
Askari Bank Limited	A-1+	AA+	PACRA	9,335,189	24,630,232
Habib Bank Limited	A-1+	AAA	VIS	60,480,706	24,357,356
Allied Bank Limited	A-1+	AAA	PACRA	745,474	12,736
United Bank Limited	A-1+	AAA	VIS	815,100	304,590
Bank Al-Habib Limited	A-1+	AAA	PACRA	1,368,059	1,064
Bank Islami Pakistan Limited	A-1	A+	PACRA	25,483,309	18,679,180
The Bank of Khyber	A-1	A	PACRA	3,666,518	695,011
Albaraka Bank Pakistan Limited	A-1	A+	VIS	7,213,425	2,047,877
National Bank of Pakistan Limited	A-1+	AAA	PACRA	2,519,515	2,245,962
Dubai Islamic Bank Pakistan Limited	A-1+	AA	VIS	8,085,311	4,008,997
MCB Islamic Bank Limited	A-1+	AAA	PACRA	1,407,277	951,311
Faysal Bank Limited	A-1+	AA	PACRA	708,434	52,876
Soneri Bank Limited	A1+	AA-	PACRA	1,092,690	1,542,885
				217,781,984	134,723,967

NOTES TO THE FINANCIAL STATEMENTS

For the year ended December 31, 2022

The age analysis of contributions due but unpaid and amount due from other takaful/ retakaful is as follows:

	2022	2021
	Rupees	Rupees
Outstanding since		
Upto 1 year	655,572,664	175,767,832
1 year and above	86,529,061	23,199,603
	742,101,725	198,967,435

Re-takaful risk

Retakaful ceded does not relieve the Operator from its obligation towards policy holders and, as a result, the Operator remains liable for the portion of outstanding claims reinsured to the extent that retakaful Operator fails to meet the obligation under the retakaful agreement.

To minimize its exposure to significant losses from reinsurers insolvencies, the Company obtains reinsurers ratings from a number of reinsurers, who are dispersed over several geographical regions.

The credit quality of amount due from other takaful companies and retakaful companies can be assessed with reference to external credit ratings as follows:

	Amount due from other takaful / re-takaful	Re-takaful recoveries against outstanding claims / benefits	Other re-takaful assets	Total
	-----Rupees-----			
2022	104,550,283	825,440,151	41,920,206	971,910,640
2021	86,927,706	199,997,637	40,745,779	327,671,122

32.5 Fund management

The Operator's objectives when managing capital is to safeguard Operator's ability to continue as going concern in order to provide returns for Operator and to offer benefits for participants and other stakeholders and to maintain an optimal capital structure to reduce the cost of capital. In order to maintain or adjust the capital structure, the amount of return paid to Operators or to participants may be adjusted.

NOTES TO THE FINANCIAL STATEMENTS

For the year ended December 31, 2022

32.6 FAIR VALUE MEASUREMENT OF FINANCIAL INSTRUMENTS

Fair value is the price that would be received to sell an asset or paid to transfer a liability in an orderly transaction between market participants at the measurement date. When measuring the fair value of an asset or a liability, the Operator uses market observable data to the extent possible. If the fair value of an asset or liability is not directly observable, it is estimated by the Operator using valuation techniques that maximize the use of relevant observable inputs and minimize the use of unobservable inputs. Inputs used are consistent with the characteristics of the asset/ liability that market participants would take into account.

Fair values are categorized into different levels in a fair value hierarchy based on the degree to which the inputs to the measurement are observable and the significance of the inputs to the fair value measurement in its entirety:

- Level 1 fair value measurements are those derived from quoted prices (unadjusted) in active markets for identical assets or liabilities.
- Level 2 fair value measurements are those derived from inputs other than quoted prices included within Level 1 that are observable for the asset or liability, either directly or indirectly.
- Level 3 fair value measurements are those derived from valuation techniques that include inputs for the asset or liability that are not based on observable market data (unobservable inputs).

Transfers between levels of the fair value hierarchy are recognized by the Operator at the end of the reporting period during which the change occurred.

For financial instruments measured at fair value, information on level of fair value hierarchy has been presented in relevant notes. The carrying values of remaining financial instruments approximate their fair values and the disclosures of fair value are not made when the carrying amount of financial instruments is a reasonable approximation of the fair value.

	2022	2021
33 NUMBER OF EMPLOYEES		
As at year end	314	261
Average number of employees during the year	311	177

NOTES TO THE FINANCIAL STATEMENTS

For the year ended December 31, 2022

	2022 Rupees
34 STATEMENT OF SOLVENCY	
Assets	
Property and equipment	11,328,557
Investments	
Equity Securities	13,252,590
Debt Securities	156,512,750
Term deposits	30,000,000
Loans and others receivables	38,815,968
Takaful / re-takaful receivables	742,101,725
Deferred wakala fee	240,064,663
Accrued investment income	7,405,819
Retakaful recoveries against outstanding claims / benefits	825,440,151
Prepayments	41,920,206
Cash & bank	197,866,297
Total assets (A)	2,304,708,726
In-admissible assets as per following clauses of section 32(2) of the Insurance Ordinance, 2000	
(h) Takaful / Re-takaful receivables	193,778,818
(h) Loans and other receivables	-
(u) Property and equipment	11,328,557
Total of Inadmissible assets (B)	205,107,375
Total Admissible assets (C=A-B)	2,099,601,351
Total Liabilities	
Underwriting provisions - Participants' Takaful Fund	
Outstanding claims including IBNR	1,093,925,917
Unearned contribution reserves	795,788,181
Reserve for unearned retakaful rebate	6,255,643
Takaful / re-takaful payables	20,669,092
Payable to Operator's Fund	105,630,845
Other creditors and accruals	8,622,090
Total liabilities (D)	2,030,891,768
Total net Admissible assets (E=C-D)	68,709,583

As per requirement of section 10(k) of the Takaful Rules, 2012 an Operator shall ensure that in case of General takaful each participant takaful fund, at all times, has admissible assets in excess of its liabilities.

NOTES TO THE FINANCIAL STATEMENTS

For the year ended December 31, 2022

35 PROVIDENT FUND RELATED DISCLOSURE

The Company has maintained an employee provident fund trust and investments out of provident fund have been made in accordance with the provisions of section 218 of the Companies Act, 2017, and the rules formulated for this purpose. The salient information of the fund is as follows:

	Note	2022 Rupees	2021 Rupees
Size of the fund - Total net assets		305,055,628	236,712,643
Cost of investments	35.1	293,639,004	229,086,096
Percentage of investments made		96.26%	96.78%
Fair value of investments		313,918,803	230,297,973

35.1 The break-up of cost of investments is as follows:

	2022		2021	
	Amount Rupees	Percentage of Total Find	Amount Rupees	Percentage of Total Find
Term deposit receipts	276,000,000	90.48%	211,000,000	89.14%
Mutual funds	4,808,235	1.58%	4,808,235	2.03%
Cash & cash equivalent	12,830,769	4.21%	13,277,861	5.61%
	293,639,004	96.27%	229,086,096	96.78%

36 DATE OF AUTHORIZATION FOR ISSUE

These financial statements have been authorized for issue on **March 21, 2023** by the Board of Directors of the Company.

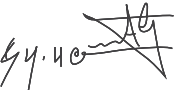
37 GENERAL

The figures in the financial statements have been rounded off to the nearest Rupees.


Muhammad Akram Shahid
Chief Executive Officer


Huma Waheed
Director


Maqbool Ahmad
Chief Financial Officer


Syed Rahat Ali Shah
Director


Jamil Ahmed Khan
Chairman

OUR BRANCHES

UIC Conventional branches

- 1 **Mr. Asad Rafique**
Assistant General Manager / Branch Head
The United Insurance Company of Pakistan Ltd.
Office # 6, 1st Floor, Noor Khanum Plaza, Behind
Askari Islamic Bank, Supply Bazar, Mansehra Road,
Abbottabad.
- 2 **Mr. Naveed Mahboob**
Regional Manager / Branch Head
The United Insurance Company of Pakistan Ltd
2nd Floor, Fatima Zia Plaza, Opposite Chinar CNG
Mandian,
Abbottabad.
- 3 **Mr. Tahir Maan**
Chief Manager / Branch Head
The United Insurance Company of Pakistan Ltd.
United Centre, 1st Floor, Opp Askari CNG,
Near Faisal Movers Stadium Road,
Bahawalpur.
- 4 **Rao Nisar**
Zonal Manager / Branch Head
The United Insurance Company of Pakistan Ltd.
House No. 40, Rafi Qamar Road,
Rehmania Colony, Sattelite Town,
Bahawalpur.
- 5 **Rai Anwaar Alam**
Branch Manager
The United Insurance Company of Pakistan Ltd.
Khan Baba Road, Near WF, Continental Hotel,
Bahawalnagar.
- 6 **Mr. Haji Waris Khan**
Branch Manager
The United Insurance Company of Pakistan Ltd.
Shop # M-37, 1st Floor, Aashinana Shopping Centre,
Dera Ismail Khan.
- 7 **Malik Ghulam Rasool**
Branch Manager
The United Insurance Company of Pakistan Ltd.
1st & 2nd Floor, Upper BOP, Kotwali Road
Faisalabad.
- 8 **Mr. Umar Aslam**
Assistant General Manager / Branch Manager
The United Insurance Company of Pakistan Ltd.
G.M Office, 2nd Floor, Faisal Complex, Bilal Road,
Civil Line, **Faisalabad.**
- 9 **Mr. Muhammad Rauf**
Branch Manager
The United Insurance Company of Pakistan Ltd.
5th Floor, State Life Building, 2-Liaquat Road,
Faisalabad
- 10 **Mr. Ali Hameed Butt**
Branch Manager
The United Insurance Company of Pakistan Ltd.
Lyall Pur Branch, Lower Ground Floor, Lyallpur
Trade Centre,
355-A, Small D-Ground, People Colony No. 01,
Faisalabad.
- 11 **Mr. Rana Faqir Hussain**
Assistant General Manager / Branch Head
The United Insurance Company of Pakistan Ltd.
1st Floor, Arslan Plaza, Kotwali Road,
Faisalabad.
- 12 **Mr. Waseem Bari**
Assistant General Manager / Branch Head
The United Insurance Company of Pakistan Ltd.
Trust Plaza, Block - H3, 1st Floor,
Near Jinnah Library G.T Road,
Gujranwala.

OUR BRANCHES

- 13 **Khawaja Adnan Hassan**
Executive Director / Branch Head
The United Insurance Company of Paksitan Ltd.
Khawaja Mudassar Arcade, Opp : Din Plaza, G.T Road
Gujranwala.
- 14 **Mir Muhammad Jalal-Ud-Din**
General Manager / Branch Head
The United Insurance Company of Pakistan Ltd.
1st Floor, Office # 02, Shahzad Market, Near KCBL
Cantt
Shahrah-E-Qauid Azam Jutial, Gilgit Baltistan
- 15 **Mr. Muhammad Muneef**
Branch Manager
The United Insurance Company of Pakistan Ltd.
Ali Akbar Plaza, Shah Hussain Chowk, Circular Road
Gujrat.
- 16 **Mian Sheeraz Ahsan**
Branch Manager
The United Insurance Company of Pakistan Ltd.
Kunja Road, Near N.B.P
Gujrat.
- 17 **Ch. Shehnaz**
Deputy General Manager / Branch Head
The United Insurance Company of Pakistan Ltd.
2nd Floor, Faisal Plaza, Near Faisal Hotel, G.T Road
Gujrat
- 18 **Mr. Muhammad Riaz**
Chief Manager / Branch Head
THE United Insurance Company of Pakistan Ltd
Fazal Plaza, Alipur Road
Hafizabad
- 19 **Mr. Junaid Samoo**
Joint Director / Branch Head
The United Insurance Company of Pakistan Ltd
2nd Floor, Goal Building, (Circular Building), Risala
Road Office No. 26
Hyderabad.
- 20 **Mian M. Asif**
Joint Director / Branch Head
The United Insurance Company of Paksitan Ltd.
Chamber # 1,& 2, Mezzanine Floor, City View Plaza,
Unit # 7, Latifabad,
Hyderabad.
- 21 **Mr. Jamshed Akhtar Samo**
Regional Manager
The United Insurance Company of Pakistan Ltd
2nd Floor, Flat No 13,
Pak Tower Latifabad No 02 Near Baig Mart
Hyderabad.
- 22 **Mr. Aamir Mahmood**
General Mânger/ Branch Head
The United Insurance Company of Pakistan Ltd
402-4Th Floor, Gulistan House, Fazal - E-Haq Road
Blue Area, **Islamabad.**
- 23 **Mr. Rizwan Ul Haq**
Executive Director / Branch Head
The United Insurance Company of Pakistan Ltd
Office # 304,305 (3rd Floor), Capital Business Centre,
F-10 Markaz, **Islamabad.**
- 24 **Mr. Muhammad Faisal Baig**
D.G.M / Branch Head
The United Insurance Company of Pakistan Ltd.
Office # 301, 3Rd Floor, Capital Business Centre,
F-10 Markaz, **Islamabad.**

OUR BRANCHES

- 25 **Ch. Iqbal Tahir**
Joint Director / Branch Head
The United Insurance Company of Pakistan Ltd
Kashmir Commercial Complex, Building # 1032-E,
2nd Floor, Fazal- E-Haq Road Blue Area ,
Islamabad.
- 26 **Ch. Aslam Feroze**
Executive Director / Branch Head
The United Insurance Company of Pakistan Ltd.
21-E Huma Plaza, ,Mezzanine Floor, Blue Area,
Islamabad.
- 27 **Chaudhry Shamas Ul Haq**
Executive Director / Branch Head
The United Insurance Company of Pakistan Ltd.
Office # 108, 1st Floor, Dossal Plaza,
Jinnah Avenue Blue Area,
Islamabad.
- 28 **Mr. Muhammad Farooq Qasim**
Executive Director / Branch Head
The United Insurance Company of Pakistan Ltd
4th Floor, SNC Centre, 12-D East Fazal-e-Haq Road,
Blue Area,
Islamabad.
- 29 **Hafiz Sohail Ahmed**
General Manager / Branch Head
Flat # 7, 1st Floor, Twin City Plaza, I-8 Markaz,
Islamabad.
- 30 **Mr. Altamash Malik**
General Manager / Branch Head
Central Office
The United Insurance Company of Pakistan Ltd
Room # 202, 2nd Floor, Clifton Centre, Block # 5,
Clifton, **Karachi.**
- 31 **Mr. Tanveer Ahmed Bhatti**
Executive Director / Branch Head
The United Insurance Company of Pakistan Ltd
3rd Floor, 303, Europa Centre, Hasrat Mohani Road
Karachi.
- 32 **Mr. Junaid Samoo**
Joint Director / Branch Head
The United Insurance Company of Pakistan Ltd
Office # 507, 5th Floor, Masood Chambers, New
Chilli, **Karachi.**
- 33 **Mr. Nazir Ahmad Memon**
D.G.M / Branch Head
The United Insurance Company of Pakistan Ltd
Camp Office , 404-Madina City Mall,
Abdullah Haroon Road, Saddar
Karachi.
- 34 **Mr. Danial Aleem**
Branch Manager
The United Insurance Company of Pakistan Ltd
Karachi Export Processing Zone (KEPZ)
Karachi.
- 35 **Syed Matin Ahmed**
Deputy General Manager / Branch Head
The United Insurance Company of Pakistan Ltd
2nd Floor, State Lofe Building # 2-A, Wallace Road
Ploicy Branch
Karachi.
- 36 **Mr. Mazhar Ali surhio**
Branch Manager
The United Insurance Company of Pakistan Ltd
Office # 3/18, 3rd Floor Arkey Square Shahrah-E
Liaquat New Challi
Karachi.

OUR BRANCHES

- 37 **Mr. Rakesh Kumar**
A.G..M / Branch Head
The United Insurance Company of Pakistan Ltd.
Office # 1607, 16th Floor, K.S Trade Tower, New Chilli,
Karachi.
- 39 **Mr. Shakeel Ahmed**
Deputy Managing Director
The United Insurance Company of Pakistan Ltd.
Suit # 201, 2nd Floor, Aamir Trade Centre, PECHS
Block-2, Allah Wali Chowrangi, Main Shahrah-E-
Quaideen,
Karachi.
- 41 **Mr. Muhammad Asif**
Branch Manager
The United Insurance Company of Pakistan Ltd 4Th
Floor, State Life Building 2-A, I.I Chundrigarh Road,
Saddar, **Karachi.**
- 43 **Mr. Jamshed Akhtar Samo**
Regional Manager
The United Insurance Company of Pakistan Ltd
3RD FLOOR ROOM # 302, PANORAMA CENTRE
SADDAR Cell # 0300-3200323
Karachi.
- 45 **Mr. Parvaiz Akhter Samoo**
Busniess Development Manager
Suit # 26, 2nd floor
SP chamber Site
Karachi.
- 47 **Mr. Tahir Mehmood Khan**
Branch Manager / Branch Head
The United Insurance Company of Pakistan Ltd
3rd Floor, Sikandar Plaza, G.T Road, Jada Chowk
Jhelum.
- 38 **Mian Muhammad Asif**
Joint Director / Branch Head
The United Insurance Company of Pakistan Ltd.
Rehman Chamber, Plot No. 28-SR-7, Office No. 301-
302 Altaf Hussain Road, New Challi
Karachi.
- 40 **Mr. Junaid Akhtar Samo**
Joint Director
The United Insurance Company of Pakistan Ltd
Room No. 01, 1st Floor, Najam Din Building, Near
Meezan Bank Ltd, Shershah Mian Shershah Road
Block-D, SITE
Karachi.
- 42 **Mr. Sohail Akhtar Samo**
Busniess Development Manager
The United Insurance Company of Pakistan Ltd
Suit # 2/A Block- A, 2nd floor KDA Building Bhori
bazar
Karachi.
- 44 **Syed Ali Raza**
Deputy General Manager / Branch Head
The United Insurance Company of Pakistan Ltd
Bilal Homes, FL # G1, Ground Floor, Plot No. 142-H,
Block # 2, Allama Iqbal Road, P.E.C.H.S,
Karachi.
- 46 **Mr. Muhammad Ayaz Khattak**
Branch Manager
The United Insurance Company of Pakistan Ltd
Hpuse # 166, Street # 1, Sector-I KDA
Kohat.
- 48 **Mr. Waleed**
Office Manager
The United Insurance Company of Pakistan LTD
Venus Plaza, 2nd Floor, 7-Egerton Road
Lahore.

OUR BRANCHES

- 49 **Mr. Waqar Ahmed Noshahi**
Assistant General Manager / Branch Head
The United Insurance Company of Pakistan Ltd
Room # 12, 1st Floor, Jalal Centre, Moazang Road
Lahore.
- 51 **Mr. Zahid Bhatti**
General Manager (Marketing) / Branch Head
The United Insurance Company of Pakistan Ltd
Office # 613, 6th Floor, Eden Tower,
Main Boulevard Gulberg-III, **Lahore.**
- 53 **Mr. Muhammad Rafi**
Joint Director / Branch Head
The United Insurance Company of Pakistan Ltd
40- Bank Square, The Mall
Lahore.
- 55 **Mr. Faisal Javed**
Joint Director / Branch Head
The United Insurance Company of Pakistan Ltd
1st Floor, 93-B, Shadman Colony,
Lahore.
- 57 **Mr. Muhammad Azeem**
Zonal Manager / Branch Head
The United Insurance Company of Pakistan Ltd
51-F, Auto Centre, 108-Lytton Road,
Lahore.
- 59 **Mr. Shafaqat Ali Goraya**
Executive Director / Branch Head
The United Insurance Company of Pakistan Ltd
2nd Floor, Shehpar Plaza, 19-Temple Road,
Lahore.
- 61 **Mr. Muhammad Shakeel Siddiqui**
AGM Marketing
The United Insurance Company of Pakistan Ltd
Land Mark Plaza, Jail Road,
Lahore.
- 50 **Mr. Abrar Hussain**
Branch Head
The United Insurance Company of Pakistan Ltd.
18-Taj Mansion, 46 Shakra-E-Quaid -E -Azam
Lahore.
- 52 **Ms. Azra Kanwal**
Branch Head
The United Insurance Company of Pakistan Ltd
Pak Chambers, 2nd Floor, 5-Temple Road,
Lahore
- 54 **Mr. Nadeem Haider**
Branch Manager / A.V.P
The United Insurance Company of Pakistan Ltd
Office # 7, 2nd Floor, Patiala Complex, 2-Link Mcload
Road,
Lahore.
- 56 **Mr. Ahsan Khurshid Haq**
SVP/ Zonal Manager / Branch Head
The United Insurance Company of Pakistan Ltd
Room # 303, 3rd Floor, Khalij Tower Branch # 2, Jail
Road **Lahore.**
- 58 **Mr. Athar Zamaan**
Joint Director / Branch Head
The United Insurance Company of Pakistan Ltd
129-E, 2nd Floor, Tahawar Plaza, Main Boulevard,
Gulberg III, **Lahore.**
- 60 **Mr. Muhammad Aslam Rajput**
Joint Director / Branch Head
The United Insurance Company of Pakistan Ltd.
3rd Floor, Room # 303, Al-Hafeez Shopping Mall,
Main Boulevard, Gulberg **Lahore.**
- 62 **Mr. Akmal Aslam**
Deputy General Manager / Branch Head
The United Insurance Company of Pakistan Ltd
Room # 1, 2nd Floor, Carpet Chambers, 10-Abbot
Road, **Lahore.**

OUR BRANCHES

- 63 **Mr. Zafar Mehmood**
Joint Director / Branch Head
The United Insurance Company of Pakistan Ltd
Office # 10, 1st Floor, Centre Point Plaza, Mian
Boulevard Gulberg-III **Lahore.**
- 65 **Syed Naseem Hussain Jafree**
General Manager / Branch Head
The United Insurance Company of Paksitan Ltd
Iqbal Market, 7.5-KM, Main Raiwind Road
Lahore.
- 67 **Mr. Muhammad Aman Akhtar**
SVP / Zonal Manager / Branch Head
The United Insurance Company of Pakistan Ltd.
Office # 5, Khurshid Building, 2nd Floor, 10-Abbot
Road,
Lahore.
- 69 **Mr. Raja Akhtar Khan**
General Manager / Branch Head
The United Insurance Company of Pakistan Ltd
Room # 14, 3rd Floor, Bilal Centre, Nicholson Road
Lahore.
- 71 **Muhammad Mazhar Shah**
Executive Director (Engineering Project)/Branch Head
The United Insurance Company of Pakistan Ltd
Room # 303, 3rd Floor, Al-Qadir Centre,
New Garden Town **Lahore.**
- 73 **Mr. Khurram Mansoor**
Executive Director / Branch Head
The United Insurance Company of Pakistan Ltd
1st Floor, 31-Commercial Cavalry Ground, Cantt
Lahore.
- 75 **Malik Shakeel Nazeer**
Branch Manager
The United Insurance Company of Pakistan Ltd.
18-Taj Manson, 46-Shahrah - E-Quaid -E- Azam
Lahore.
- 64 **Mr. Nadeem Safdar Chaudhry**
G.M / Branch Head
The United Insurance Company of Pakistan Ltd
FF-II, Central Plaza, Barket Market, Garden Town
Lahore.
- 66 **Mr. Nouman Ul Haq**
Executive Director / Branch Head
The United Insurance Company of Pakistan Ltd.
2nd Floor, Plaza # 51-T, Phase-II, Commercial D.H.A
Lahore Cantt
- 68 **Mian Kashif Rahseed**
Executive Director/Branch Manager
The United Insurance Company of Pakistan Ltd
1st Floor, Nizam Chambers, Shahrah-E-Fatima
Jinnah
Lahore.
- 70 **Mr. Muhammad Shahbaz**
Branch Manager
The United Insurance Company of Pakistan Ltd
Shahzadi Razaqat Market, 83- Brandreth Road,
Lahore.
- 72 **Mr. Awais Shamsad Butt**
A.G.M / Branch Head
The United Insurance Company of Pakistan Ltd
Office No. 10 & 03, 2nd Floor, Bilal Centre,
Lahore.
- 74 **Mr. Nazeef Aqal**
Zonal Manager / Branch Head
The United Insurance Company of Pakistan
Apartment # 17, 3rd Floor, Liberty Round About,
Big City Plaza, Main Boulevard, Gulber-III
Lahore.
- 76 **Mr. Waqar Asghar**
General Manager Sales / Branch Head
The United Insurance Company of Pakistan Ltd.
Office # 305,3rd Floor, Eden Centre Main Jail Road
Lahore.

OUR BRANCHES

- 77 **Mr. Nasir Mahmood**
General Manager/Branch Head
The United Insurance Company of Pakistan Ltd
129-E / 1, 2nd Floor, Tahawar Plaza, Main Boulevard,
Gulber-III
Lahore.
- 78 **Mr. Tahir Hussain Qureshi**
Joint Director / Branch Head
The United Insurance Company of Pakistan Ltd
Office # 5, 4th Floor, Al-Latif Centre, 88 D/1, Main
Boulevard Gulberg,
Lahore.
- 79 **Mr. Mumtaz Kahloon**
Joint Director/Branch Head
The United Insurance Company of Pakistan Ltd.
Window Takaful Operations
Office # 206, 2nd Floor, Garden Heights,
8 Aibok Block, Near Mughal e Azam Marriage Hall,
New Garden Town, **Lahore.**
- 80 **Mr. Nabil Waqar Ahmed**
General Manager / Branch Manager
The United Insurance Company of Pakistan LTD
Bungalow # 64-B / 2, Dr. Riaz Ali Shah Road,
Gulberg-III
Lahore.
- 81 **Mr. Abdul Qayyum**
Zonal Manager / Branch Head
The United Insurance Company of Pakistan Ltd
2nd Floor, Ghous Bakery, 120-Temple Road
Lahore.
- 82 **Mr. Azhar Hussain**
Joint Director / Branch Head
The United Insurance Company of Pakistan Ltd.
Office # 10, 1st Floor, Centre Point Plaza,
Main Boulevard,Gulber-III **Lahore.**
- 83 **Mr. Agha Saud Mehmood**
Branch Manager / Branch Head
The United Insurance Company of Pakistan Ltd
House # 68, Fazil Road, Saint John Park,
Lahore Cantt.
- 84 **Ibad Ali Malik**
Chief Manager / Branch Head
The United Insurance Company of Pakistan Ltd
M. Hassan Din & Sons Plaza, 2387-Water Works
Road Multan **Multan.**
- 85 **Rao Muammad Ashiq Sajid**
Regional General Manager / Branch Head
The United Insurance Company of Pakistan Ltd.
Office # 8, UG Floor, Business City Plaza,
Multan.
- 86 **Mr. Rizwan Saleem**
General Manager / Branch Head
The United Insurance Company of Pakistan Ltd
Office # 11, 1st Floor, Muhammad Arcade, LMQ
Road, Near Chungi # 9
Multan.
- 87 **Mr. Afzaal Khan**
Deputy General Manager / Branch Head
The United Insurance Company of Pakistan Ltd
2nd Floor, Commercial Plaza # 1, Opposite Childern
Complex, Abdali Road, Camp Office,
Multan.
- 88 **Mr. Ayaz Ahmad**
Branch Manager / Branch Head
The United Insurance Company of Pakistan Ltd
2nd Floor, Alvaz Arcade, Opp PTCL Exchange,
Mumtazabad
Multan.

OUR BRANCHES

- 89 **Mr. Muhammad Asim**
Branch Mânger
The United Insurance Company of Pakistan Ltd
1st Floor, London Tower, Shadman Colony, Opp: High Court, Multan Cantt.
Multan.
- 90 **Syed Khalil Ahmed**
Branch Head
The United Insurance Company of Pakistan Ltd
Hall # 02, Ghaffar Plaza (2nd Floor), Bohra Street, Multan Cantt.
Multan.
- 91 **Mr. M. Tariq Khan**
Develoment Manager / Branch Head
The United Insurance Company of Paksitan Ltd
S/o. Saeed A. Khan, House # 439, B-VII, Upper Story, Wapda-lind Sub Division, D.G Khan Road
Muzaffar Garh.
- 92 **Mr. Jahanzeb Ali**
Branch Manager / Branch Head
The United Insurance Company of Pakistan Ltd
2nd Floor, Shayan Plaza, Nihar Kinara Bahadar Khan Road
Mardan.
- 93 **Mr. Muhammad Afsaar Ahmed**
Zonal Manager / Branch Head
The United Insurance Company of Pakistan Ltd House # 1844 / 1, Nishtar Road, Hameed Pur Colony # 3,
Mir Pur Khas.
- 94 **Mr. Jamshed Akhter Samoo**
Regional Manager
The United Insurance Company of Pakistan Ltd Mohni Road
NawabShah.
- 95 **Mr. Jahanzeb Khan**
General Manager / Branch Head
The United Insurance Company of Pakistan Ltd
Room # 6, 5th Floor, Falak Shir Plaza Sadar Road,
Peshawar Cantt.
- 96 **Mr. Shoaib Khan**
General Manager / Branch Head
The United Insurance Company of Pakistan Ltd
Ground Floor, State Life Building, 34-The Mall Peshawar Cantt
Near Baig Mart **Hyderabad.**
- 97 **Mr. Jawad Qadir**
Branch Head
The United Insurance Company of Pakistan Ltd
Room # 265-266, 3rd Floor, Dean`s Cntre,
Peshawar Cantt.
- 98 **Syed Hamid Ali Zaidi**
Chief Manager / Branch Head
The United Insurance Company of Pakistan Ltd
Office No. 214/E, Ahmad Ali Buidling, Sonehri Masjid Road
Peshawar Cantt.
- 99 **Mr. Fazal Elahi Awan**
Chief Manager
The United Insurance Company of Pakistan Ltd
Office# 4, 3rd Floor, Saeed Tower, Opp. Custom House, University Road, **Peshawar.**
- 100 **Mr. Awais Memon**
Joint Director
Office no B 3 -4 2nd floor Swiss plaza
Jinnah road
Quetta.
- 101 **Mr. Saghir Ahmed**
General Manager / Branch Head
The United Insurance Company of Pakistan Ltd
32-B, 1st Floor, Plaza -2, Service Plaza, The Mall
Rawalpindi.
- 102 **Mr. Mujeeb-Ur-Rehman Khokhar**
Joint Director / Branch Head
The United Insurance Company of Pakistan Ltd
Room # 13, 2nd Floor, Resham Plaza, Chandni Chowk, **Rawalpindi.**

OUR BRANCHES

- 103 **Malik Meharban Khan**
General Manager/ Branch Head
The United Insurance Company of Pakistan Ltd
Munaf Plaza, 2nd Floor, Main Commercial Area,
Double Road, Chaklala Scheme-III
Rawalpindi.
- 104 **Mr. Zubair Anjum**
AGM/ Branch Head
The United Insurance Company of Pakistan Ltd
Office # 5, 1st Floor, Crown Plaza, B-224-, Statellite
Town,
Rawalpindi.
- 105 **Mr. Zil-e-Husnain**
Joint Director / Branch Head
The United Insurance Company of Pakistan Ltd
Office # 3/5, 4th Floor, Silk Centre, Rehmanabad,
Murree Road
Rawalpindi.
- 106 **Mr. Zarar Ahmed Butt**
Executive Director / Branch Head
The United Insurance Company of Pakistan Ltd
1st Floor, Al-Bilal Plaza, Chandni Chowk Murree
Road,
Rawalpindi.
- 107 **Mr. Ishaq Awan**
General Manager / Branch Head
The United Insurance Company of Pakistan Ltd
Flat # 01, 5th Floor, 109-B, Adam Gee Road, Saddar,
Rawalpindi.
- 108 **Mr. Raheel Zia**
Joint Director / Branch Head
The United Insurance Company of Pakistan Ltd
Office # 406, 4th Floor, Kohistan Tower, Saddar,
Rawalpindi.
- 109 **Mr. Muhammad Ashraf Kharal**
Joint Director / Branch Head
The United Insurance Company of Pakistan Ltd
Office # 3, 1st Floor, National Building,
Opp RGH Murree Road,
Rawalpindi.
- 110 **Mr. Mushtaq Ahmed**
Asst. General Manager, (Camp Office) / Branch Head
The United Insurance Company of Pakistan Ltd
Century Tower, 2nd Floor, Opposite
Statelife Building 6th The Mall,
Rawalpindi.
- 111 **Mr. Mansoor Shoaib**
Regional Manager / Branch Head
The United Insurance Company of Pakistan Ltd
20-Model Town
Rahim Yaar Khan.
- 112 **Mr. Sajid Iqbal**
Branch Head / Branch Head
The United Insurance Company of Pakistan Ltd.
Suit # C-13, 2nd Floor, jawad Centre, Defense Road
Sialkot.
- 113 **Mr. Farhat Abbas**
Manager Development / Branch Head
The United Insurance Company of Pakistan Ltd.
1st Floor, Karim Plaza, Defense Road, Iqbal Town
Sialkot.
- 114 **Mr. Tahir Mustafa**
Zonal Manager / Branch Head
The United Insurance Company of Pakistan Ltd
Street Opp : City Public High School, Kutchery Road
Sialkot.

OUR BRANCHES

- 115 **Khawaja Sohail Anwar**
Branch Manager / Branch Head
The United Insurance Company of Pakistan Ltd
Al-Sheikh Welfare Centre Urdu Bazar,
Sialkot.
- 117 **Syed Athar Raza Zaidi**
VP/ Zonal Manager / Branch Head
The United Insurance Company of Pakistan Ltd.
405-V2-Green View Complex, Stadium Road
Sahiwal.
- 119 **Mr. Sabir Hussain**
Assistant R.G.M / Branch Head
The United Insurance Company of Pakistan Ltd
Khawar Plaza, Stadium Chowk,
Sahiwal.
- 121 **Mr. Ejaz Ahmed**
Senior General Manager / Branch Head
The United Insurance Company of Pakistan Ltd.
House # 1408 / 475 New Latif Park, Old
Sukkur.
- 123 **Mr. Ashfaq Ali Moriani**
Regional Manager / Branch Head
The United Insurance Company of Pakistan Ltd.
House # B-34 / 38, Old Saddar
Shikarpur.
- 125 **Mr. Muhammad Yasin**
Branch Manager / Branch Head
The United Insurance Company of Pakistan Ltd.
Room # 10, 1st Floor, Al-Shafi Plaza Bank Road,
Karkhana Bazar
Vehari.
- 116 **Raja Muhammad Abdullah**
Regional Manager / Branch Head
The United Insurance Company of Pakistan Ltd.
Shaheen Plaza, Railway Road,
Sargodha.
- 118 **Mr. Muhammad Yaseen Chaudhry**
Zonal Manager / Branch Head
The United Insurance Company of Pakistan Ltd.
2nd Floor, Mian Plaza, Super Market, Church Road,
Sahiwal.
- 120 **Mr. Zulfiqar Ali**
Branch Manager / Branch Head
The United Insurance Company of Pakistan Ltd.
Office # 7, Mezzanine Floor, Shalimar Complex,
Minara Road
Sukkur.
- 122 **Mr. M. Hassan Rajput**
General Manager / Branch Head
The United Insurance Company of Pakistan Ltd.
House # B-204 / 3, Muhallah Babar ki Bazar Thalla,
Sukkur
- 124 **Mr. Tanveer Ejaz**
Zonal Manager / Branch Head
The United Insurance Company of Pakistan Ltd.
2nd Floor, Room# 3, Sharif Plaza, Sargodha Road,
Sheikhpura.

OUR BRANCHES

Window Takaful Operations branches

- 1 **Mr. Tariq Mehmood**
Branch Manager
The United Insurance Company of Pakistan Ltd.
Window Takaful Operations
1st Floor, Doctor Plaza, Main Satayana Road,
Faisalabad.
- 2 **Mr. Shahid Ahmed Khan**
Joint Director
The United Insurance Company of Pakistan Ltd.
Window Takaful Operations
2nd Floor, State Life Building No. 2-A,
Wallance Road, **Karachi.**
- 3 **Mr. Kaiser Saleem Ch.**
General Manager
The United Insurance Company of Pakistan Ltd.
Window Takaful Operations
Opposite General Bus Stand,
Near PSO Petrol Pump, G.T.Road, **Gujranwala.**
- 4 **Mr. Toufeeq Mannan**
Corporate Head / General Manager
The United Insurance Company of Pakistan Ltd.
Office NO.506, 5th Floor, Anum Estate, Plot NO.49,
Block -7/8, D.A.C.H Society, Main Shahrah-e-Faisal,
Karachi.
- 5 **Mr. Anwar-ud-Din Memon**
Assistant General Manager
The United Insurance Company of Pakistan Ltd.
Window Takaful Operations
Building # 378/1, Mezzanine Floor, Upper Saify
Printing Press, Opp. Faisal Bank, Bohri Bazar,
Saddar, **Hyderabad.**
- 6 **Mr. Mohammad Humayoun Pasha**
Chief Manager Accounts
The United Insurance Company of Pakistan Ltd.
(Central Office) Window Takaful Operations
2nd Floor, State Life Building No. 2-A,
Wallace Road, **Karachi.**
- 7 **Mr. Hassan Nadeem**
Executive Director / Country Head
The United Insurance Company of Pakistan Ltd.
Window Takaful Operations
House # 3-A, Street # 64, Sector F-7/3,
Islamabad.
- 8 **Mr. Shakeel Ahmed**
Deputy General Manager
The United Insurance Company of Pakistan Ltd.
Window Takaful Operations
Office # 5, 55/D, 3rd Floor, Noor Mansion,
Shadman Market # 1, Near JS Bank,
Lahore.
- 9 **Mr. Arsalan Pasha**
Joint Director
The United Insurance Company of Pakistan Ltd.
Window Takaful Operations
Office # 1, 2nd Floor, Executive Complex,
G-8 Markaz, **Islamabad.**
- 10 **Sheikh Rehmat Ali**
General Manager
The United Insurance Company of Pakistan Ltd.
Window Takaful Operations
1st Floor, Plaza # 51-T, Phase II Commercial,
D.H.A. **Lahore Cantt.**
- 11 **Syed Muhammad Asad Abbas**
Joint Director
The United Insurance Company of Pakistan Ltd.
Window Takaful Operations
Office # 106, 1st Floor, Dossal Plaza,
47-Jinnah Avenue, Blue Area, **Islamabad.**
- 12 **Mr. Sheharyar Akbar Raja**
Deputy Managing Director
The United Insurance Company of Pakistan Ltd.
Window Takaful Operations
98 CMA Colony, Abid Majeed Road,
Near GO GO Restaurant, **Lahore.**

OUR BRANCHES

- 13 **Mr. Khizer Rehman Raja**
Vice President / Zonal Manager
The United Insurance Company of Pakistan Ltd.
Window Takaful Operations
Flat # 13, Soldier Plaza, Civil Lines,
Jhelum.
- 14 **Mr. Muhammad Ali**
Branch Head
The United Insurance Company of Pakistan Ltd.
Window Takaful Operations
Eden Centre, 3rd Floor, Office # 303, Jail Road,
Lahore.
- 15 **Mr. Faisal Rashid**
General Manager / Regional Head
The United Insurance Company of Pakistan Ltd.
Window Takaful Operations
Office # 101, 1st Floor, Al Qadir Heights,
1-Babar Block, New Garden Town, **Lahore.**
- 16 **Mr. Ahsan Ali**
Branch Head
The United Insurance Company of Pakistan Ltd.
Window Takaful Operations
Office # TF 28-29, 3rd Floor, Deans Trade Centre,
Peshawar Cantt.
- 17 **Mr. Sana-ul-Haq**
Branch Manager
The United Insurance Company of Pakistan Ltd.

Window Takaful Operations

Eden Centre, 3rd Floor, Office # 303, Jail Road,
Lahore.
- 18 **Ms. Gul Afshan**
Manager (U/W)
The United Insurance Company of Pakistan Ltd.
(Zonal Office)
Window Takaful Operations
Century Tower, 2nd Floor, Opp. State Life Building #
6, The Mall,
Rawalpindi Cantt.
- 19 **Mr. Faisal Afzaal**
Joint Director
The United Insurance Company of Pakistan Ltd.
Window Takaful Operations
Zonal Office, 316 Eden Centre, Jail Road,
Lahore.
- 20 **Mr. Amer Majeed Khan**
Joint Director
The United Insurance Company of Pakistan Ltd.
Window Takaful Operations
Sr. GM Office, 1st Floor, Saeed Centre,
Iqbal Town, Defence Road, **Sialkot.**
- 21 **Mr. Usman Arif**
Joint Director
The United Insurance Company of Pakistan Ltd.
Window Takaful Operations
129-E/1, 2nd Floor, Tahawar Plaza, Main Boulevard,
Gulberg-III, **Lahore.**
- 22 **Mr. Nadeem Suhail Qureshi**
Joint Director
The United Insurance Company of Pakistan Ltd.
Window Takaful Operations
2nd Floor, Al Khalil Centre, Sublime Chowk,
Sialkot.
- 23 **Mr. Muhammad Amir Khan**
Accounts Officer
The United Insurance Company of Pakistan Ltd.
Window Takaful Operations
2nd Floor, Khursheed Plaza,
10 Abbot Road, **Lahore.**
- 24 **Sheikh Kamran Hafeez**
Branch Manager
The United Insurance Company of Pakistan Ltd.
Window Takaful Operations
GM (OPS) Office, Suit # 13, 2nd Floor,
Jawad Centre, Defence Road, **Sialkot.**

OUR BRANCHES

25 **Syed Hammad Haider**

Joint Director Corporate

The United Insurance Company of Pakistan Ltd.

Window Takaful Operations

Office # 816-817, 8th floor, High-Q Tower, 1 Gulber-V,
Jail Road, Lahore

Lahore.

26 **Malik Muhammad Sohail**

Branch Head

The United Insurance Company of Pakistan Ltd.

Window Takaful Operations

Opp. Hajvari Arcade, Shop # 1717, 1st Floor,
Near Leopard Courier Centre, Kutchery Road,

Multan.

Notice of the 63rd

ANNUAL GENERAL MEETING

NOTICE is hereby given that the 63rd Annual General Meeting of the shareholders of THE UNITED INSURANCE COMPANY OF PAKISTAN LIMITED will be held on Saturday the April 29th 2023 at 10:30 a.m. (through Video-link) from Pakistan Stock Exchange, Auditorium, Karachi to transact the following business:

ORDINARY BUSINESS

1. To confirm the minutes of the 62nd Annual General Meeting of the Company held on April 23, 2022.
2. To receive, consider and adopt the Annual Audited Accounts of the Company for the year ended December 31, 2022 together with the Directors' and Auditors' reports thereon.
3. To approve the payment of Final Cash Dividend at the rate of 10 % i.e. Rs.1 per share as recommended by the Board of Directors and also approve Interim Cash Dividends of 35% i.e. Rs. 3.50 per share that had already been paid to the Shareholders for the year ended December 31, 2022.
4. To appoint Auditors and fix their remuneration for the year ending December 31, 2023. The present Auditors M/s. RSM Avais Hyder Liaquat Nauman, Chartered Accountants retires and being eligible offer themselves for re-appointment.

SPECIAL BUSINESS

- 5(a) To ratify and approve transactions conducted with Related Parties for the year ended December 31, 2022 by passing the following special resolution with or without modification:

Resolved that the transactions conducted with Related Parties as disclosed in the notes 32 & 39 of conventional & takaful operations respectively for the year ended December 31, 2022 be and are hereby ratified, approved and confirmed.

- 5(b) To authorize the Board of Directors of the Company to approve transactions with Related Parties for the financial year ending December 31, 2023 by passing the following special resolution with or without modification:

Resolved that the Board of Directors of the Company be and is hereby authorized to approve the transactions to be conducted with Related Parties on case to case basis for the financial year ending December 31, 2023.

- 6 To obtain consent of the shareholders in terms of S.R.O. 389(1)/2023 dated March 21, 2023 issued by Securities and Exchange Commission of Pakistan, to circulate the annual audited financial statement to its members through QR code and Weblink or in hard copy (book form) on request of shareholders:

RESOLVED that consent & approval of the members of The United Insurance Company of Pakistan Limited be and is hereby accorded to circulate Company's annual audited financial statement to its members through QR code and Weblink or in hard copy (book form) on request of shareholders.

- 7) To consider and approve the remuneration of the Executive Directors (including Chief Executive Officer) and fee to the non- executive/independent Directors for attending the Board and its Committee(s) meetings:

RESOLVED THAT the approval be and is hereby granted to pay remuneration, perquisite and other fringe benefits to the Chief Executive Officer, Executive Director and Fee to the Non-executive/Independent Directors, in addition to boarding, lodging and travelling expenses on actual basis as per Company Policy.

- 8) To transact any other business may be brought forward with the permission of the Chair.

Notice of the 63rd

ANNUAL GENERAL MEETING

A Statement of material facts under section 134(3) of the Companies Act, 2017, pertaining to the special business contained in Agenda Items 5, 6 & 7 is annexed to this Notice of Meeting.

By Order of the Board



Athar A. Khan

(Company Secretary)

Karachi

April 07, 2023

NOTES:

Closure of Share Transfer Books

The register of members and the share transfer books of the Company will remain closed as of April 21, 2023 to April 29, 2023 (both days inclusive).

Transfer received in order at the office of our Shares Registrar M/s. F.D. Registrar Services (Pvt.) Limited, Suit # 1705, 17th Floor, Saima Trade Center, I. I. Chundrigar Road, Karachi by the close of business (5:00 p.m.) on Thursday, April 20, 2023 will be treated in time for the purpose of any entitlement and to attend, participate and vote at the Meeting.

Participation in the AGM through Video Link Facility

The Securities & Exchange Commission of Pakistan (SECP) through its Circular No. 6 dated March 03, 2021 has allowed listed companies to arrange participation of shareholders in Annual General Meeting through Video Link Facility in addition to physical attendance by the members as well.

Shareholders interested to participate in the meeting through video link are requested to email their Name, Folio Number, Cell Number and Number of Shares held in their name with subject "Registration for The United Insurance Company of Pakistan Limited - AGM" along with valid copy of both sides of Computerized National Identify Card (CNIC) at athar.khan@theunitedinsurance.com. The video link and login credentials will be shared with only those members/ designated proxies whose emails, containing all the required particulars, are received at least 48 hours before the time of AGM.

A member entitled to attend and vote at the Meeting may appoint any other member as his/her proxy to attend and vote. Proxies must be received at the registered office of the Company not later than forty-eight (48) working hours before the Meeting. A blank Proxy Form is attached at the end of the report and also available at Company's website: www.theunitedinsurance.com for downloading.

All CDC accountholders shall authenticate their identity by showing original CNIC at the time of attending meeting. In the case of a corporate entity, a certified copy of the resolution of Board of Directors / valid Power of Attorney, having the name and specimen signature of the nominee should be produced at the time of meeting.

Only those persons whose names appear in the Register of Members of the Company as at April 20, 2023 are entitled to attend and vote at the Annual General Meeting.

Notice of the 63rd

ANNUAL GENERAL MEETING

Withholding Tax on Dividend

Under Section 150 of the Income Tax Ordinance, 2001 following rates are prescribed for deduction of withholding tax on the amount of dividend paid by the companies. These rates are as under:

A	Persons appearing in the Active Tax Payers' List (ATL)	15%
B	Persons not appearing in the Active Tax Payers' List (ATL)	30%

Members whose name does not appear in the Active Tax Payers List (ATL) provided on the website of FBR (despite the fact that they are filers) are advised to make sure that their names are entered into ATL to avoid higher tax deductions against any future payment of dividend.

In case of joint shareholders, each shareholder is to be treated individually as either a filer or non-filer and tax will be deducted on the basis of shareholding of each shareholder or as may be notified by the shareholders in writing to our share registrar. In case no such notification is received, then each shareholder shall be assumed to have an equal number of shares.

Exemption from deduction of Income Tax/Zakat:

Members seeking exemption from deduction of income tax or are eligible for deduction at a reduced rate, are requested to submit a valid tax exemption / reduced rate certificate or necessary documentary evidence as the case may be. Members desiring no deduction of zakat are also requested to submit a valid declaration for non-deduction of zakat.

Electronic Dividend Mandate

Under the Section 242 of the Companies Act, 2017, it is mandatory for all listed Companies to pay cash dividend to its shareholders through electronic mode directly into the bank account designated by the entitled shareholders. In order to receive dividend directly into their bank account, shareholders are requested (if not already provided) to fill in Bank Mandate Form for Electronic Credit of Cash Dividend available on the Company's website and send it duly signed along with a copy of CNIC to the Share Registrar, M/s. F.D. Registrar Services (Private) Limited in case of physical shares.

In case of shares held in CDC then Electronic Dividend Mandate Form must be directly submitted to shareholder's brokers / participant / CDC account services.

Submission of Valid CNIC

Pursuant to the SECP directives the dividend of shareholders whose valid CNICs are not available with the Share Registrar could be withheld. All shareholders having physical shareholding are therefore advised to submit a photocopy of their valid CNIC immediately, if already not provided, to the Company's Share Registrar without any further delay.

Unclaimed Dividend

Shareholders, who by any reason could not claim their dividend, if any, are advised to contact our Share Registrar to collect/enquire about their unclaimed dividend.

In compliance with Section 244 of the Companies Act - 2017, after having completed the stipulated procedure, all such dividend outstanding for a period of 3 years or more from the date due and payable shall be deposited to the Federal Government in case of unclaimed dividend.

Notice of the 63rd

ANNUAL GENERAL MEETING

Change of Address (if any)

Shareholders are requested to immediately notify change in address, if any to the Company's Share Registrar, M/s. F.D. Registrar Services (Pvt.) Limited, Suit # 1705, 17th Floor, Saima Trade Tower – A, I.I. Chundrigar Road, Karachi – 74000.

Transfer of Physical Shares to CDC Account:

Pursuant to the section 72 of the Companies Act, 2017 listed companies are required to replace its physical shares with book-entry form in a manner as may be specified and from the date notified by the Commission, within a period not exceeding four years from the date of promulgation of the Act.

The Shareholders who hold physical shares are encouraged to open CDC sub-account with any of the brokers or Investor Account directly with CDC to place their physical shares into scrip less form.

Transmission of Annual Financial Statements through Email

The Securities and Exchange Commission of Pakistan (SECP) through its Notification S.R.O. 787(1)/2014 dated 8th September 2014 has permitted companies to circulate Audited Financial Statements along with Notice of Annual General Meeting to its members through e-mail. Accordingly, members are hereby requested to convey their consent and e-mail address for receiving Audited Financial Statements and Notice through e-mail. In order to avail this facility a Standard Request Form is available at the Company's website www.theunitedinsurance.com to be sent along with copy of his/her/ its CNIC/Passport to the Company's Share Registrar.

Please note that giving email address for receiving of Annual Financial Statements instead of receiving the same by post is optional, in case you do not wish to avail this facility please ignore this notice.

Placement of Financial Accounts on Website

Pursuant to the notification of the SECP (SRO 1196(I)/2019) dated October 3, 2019, the financial statement of the Company have been placed on the Company's website at www.theunitedinsurance.com.

Details of Beneficial Ownership

Attention of corporate entities/legal persons is also invited towards SECP Circular No. 16 and 20 of 2018. Respective shareholders (corporate entities/legal persons) are advised to provide the information pertaining to ultimate beneficial owners and/or other information as prescribed in the subject SECP Circulars to the Share Registrar of the Company.

STATEMENT UNDER SECTION 134(3) OF THE COMPANIES ACT, 2017

IN RESPECT OF MATERIAL FACTS

The statement sets out material facts concerning "Special Business" to be transacted at the Annual General Meeting of the Company to be held on April 29, 2023. The approval of the Members of the Company will be sought for:

Item No. 5 (a) Related Party Transactions

The transactions carried out in normal course of business with associated companies (Related parties) were being approved by the Board as recommended by the Audit Committee on quarterly basis pursuant to clause 15 of the Listed Companies (Code of Corporate Governance) Regulations, 2019.

Notice of the 63rd

ANNUAL GENERAL MEETING

The transactions conducted during the financial year ended December 31, 2022 with associated companies as shown in relevant notes of the Audited Financial Statements are being placed before the shareholders for their consideration and approval/ratification. The Directors are interested in the resolution only to the extent of their common directorships in such related parties.

Item No. 5 (b) Authorization for the Board of Directors to approve the related party transactions during the year ending December 31, 2023

The Company shall be conducting transactions with its related parties during the year ending December 31, 2023 on an arm's length basis as per the approved policy with respect to 'transactions with related parties' in the normal course of business. The majority of Directors are interested in these transactions due to their common directorship in the holding/associated companies. In order to promote transparent business practices, the shareholders desire to authorize the Board of Directors to approve transactions with the related parties from time-to-time on case to case basis for the year ending December 31, 2023, which transactions shall be deemed to be approved by the Shareholders. The nature and scope of such related party transactions is explained above. These transactions shall be placed before the shareholders in the next AGM for their formal approval/ratification.

The Directors are interested in the resolution only to the extent of their common directorships in such related parties.

Item No. 6 – Circulation of Financial Statements through QR code and Weblink

The Securities and Exchange Commission of Pakistan (SECP) vide SRO No. 389(I) 2023 dated March 21, 2023, has allowed listed companies to circulate their Annual Audited Financial Accounts (i.e. the annual balance sheet and profit and loss account, auditor's report and director's report) to its members through QR code and Weblink or in hard copy (book form) on request of shareholders subject to approval obtained from shareholders in General Meeting.

Accordingly, approval is hereby sought from members of the Company to comply with the requirements of said SRO vide an ordinary resolution as a special business. Subject to the approval of resolution in the AGM, the company will circulate its annual accounts financial statement to its members through QR code and Weblink in future. However, members will have the right to request hard copies free of cost at their registered addresses after submitting the Standard Request Form which shall be made available on Company website. While members who wish to receive hard copies for all future annual audited financial statements shall also require to give their preference in writing. The directors of the Company have no direct or indirect interest in this agenda except to the extent of their respective directorships and /or shareholdings.

Item No. 7 – Remuneration of Directors

Approval of the House is required for remuneration, perquisite and other fringe benefits to the Chief Executive Officer, Executive Director(s) and fee of the Non-Executive/Independent Directors, in addition to boarding, lodging and travelling expenses on actual basis as per Company's Policy.

None of the Directors of the Company have any personal interest in the aforesaid Special Resolutions except in their capacity as Shareholders or Directors of the Company.

دی یونائیٹڈ انشورنس کمپنی آف پاکستان لمیٹڈ

پیکرا (PACRA) اور وی آئی ایس (VIS) کی جانب سے AA+ قرار شدہ

نوٹس برائے تریسٹھواں سالانہ اجلاس عام

آئٹم نمبر 5(a)۔ متعلقہ فریقوں سے لین دین

متعلقہ کمپنیوں (متعلقہ فریقوں) کے ساتھ عمومی طور پر کاروبار میں ہونے والے لین دین کی بورڈ کے ذریعے منظوری دی گئی تھی، جو کہ لسٹڈ کمپنیز (کوڈ آف کارپوریٹ گورننس) ریگولیشنز 2019 کی دفعہ 15 کے تحت سہ ماہی کی بنیاد پر آڈٹ کمیٹی کے ذریعے تجویز کی گئی تھی۔

متعلقہ کمپنیوں کے ساتھ مورخہ 31 نومبر 2022 کو ختم ہونے والے مالی سال کے دوران ہونے والے لین دین آڈٹ شدہ مالیاتی گوشواروں کے متعلقہ نوٹس میں واضح ہیں، حصص یافتگان کو ان کے فوری و خوض اور منظوری توہین کیلئے پیش کرنا ہوں گے۔ ڈائریکٹرز ایسے متعلقہ فریقوں کے ساتھ صرف اپنی عمومی ڈائریکٹرشپ کی حد تک قرارداد میں دلچسپی رکھتے ہیں۔

آئٹم نمبر (b) 5 مورخہ 31 دسمبر، 2023 کو ختم ہونے والے سال کے دوران متعلقہ فریق سے لین دین کی منظوری کیلئے بورڈ آف ڈائریکٹرز کی اجازت

کمپنی عمومی طور پر کاروبار میں متعلقہ فریقوں کے ساتھ لین دین کے سلسلے میں منظور شدہ پالیسی کے مطابق 31 دسمبر، 2023 کو ختم ہونے والے سال کے دوران متعلقہ فریقوں کی ساتھ لین دین کرتی ہے۔ ڈائریکٹرز کی اکثریت ذیلی لین دین میں منسلک / حصولی کمپنی میں اپنے مشترکہ ڈائریکٹرشپ کے تحت دلچسپی رکھتے ہیں۔ شفاف کاروباری طریقہ کار کے فروغ کیلئے حصص یافتگان مورخہ 31 دسمبر 2023 کو ختم ہونے والے سال کیلئے وقتاً فوقتاً ٹیس کی بنیاد پر متعلقہ فریقوں کے ساتھ معاہدوں کی منظوری کیلئے بورڈ آف ڈائریکٹرز کو اختیار دینے کے خواہشمند ہیں جو لین دین حصص یافتگان کی جانب سے منظور سمجھا جائیگا۔ ایسے متعلقہ فریقوں کے ساتھ لین دین کی نوعیت اور دائرہ کار کی مندرجہ بالا وضاحت کی گئی ہے۔ یہ لین دین حصص یافتگان کے روبرو آئندہ سالانہ اجلاس عام میں باضابطہ منظوری توہین کیلئے پیش کیا جائے گا۔

ڈائریکٹرز ایسے فریقوں سے صرف اپنی مشترکہ ڈائریکٹرشپ کی حد تک قرارداد میں دلچسپی رکھتے ہیں۔

آئٹم نمبر 6۔ کیو آر کوڈ اور ویب لنک کے ذریعے مالی گوشواروں کی ترسیل

سیکورٹیز اینڈ ایکس چینج کمیشن آف پاکستان (ایس ای سی پی) نے ایس آر انمبر 2023 (I) 389 بتاریخ 21 مارچ، 2023 کے ذریعے لسٹڈ کمپنیوں کو اجازت دی ہے کہ وہ حصص یافتگان کی درخواست پر اراکین کو کیو آر کوڈ اور ویب لنک یا ہارڈ کاپی (بک فارم) کے ذریعے اپنے سالانہ پڑتال شدہ مالی حسابات (یعنی سالانہ بیلنس شیٹ، منافع و نقصان اکاؤنٹ، آڈیٹ رپورٹ اور ڈائریکٹرز رپورٹ) اراکین کو ارسال کریں جو اجلاس عام میں حصص یافتگان کی منظوری سے مشروط ہے۔

اسی مناسبت سے کمپنی کے اراکین سے عمومی قرارداد کے ذریعے بطور خصوصی قرارداد مذکورہ ایس آر کے تقاضوں کی تعمیل کے لیے منظوری طلب کی جا رہی ہے۔ کمپنی مستقبل میں اپنے ممبران کو کیو آر کوڈ اور ویب لنک کے ذریعے اپنے سالانہ حسابات کی مالی اسٹیٹمنٹ بھیجے گی جو اسے جی ایم میں قرارداد کی منظوری سے مشروط ہے۔ اراکین کو معیاری درخواست فارم جمع کرانے کے بعد اپنے رجسٹرڈ پتے پر مفت ہارڈ کاپیوں کی درخواست کرنے کا حق حاصل ہوگا۔ معیاری درخواست فارم کمپنی کی ویب سائٹ پر دستیاب ہوگا۔ جبکہ ممبران جو مستقبل کے تمام سالانہ پڑتال شدہ مالیاتی گوشواروں کی ہارڈ کاپیاں حاصل کرنا چاہتے ہیں انہیں بھی تحریری طور پر اپنی آمدگی دینا ہوگی۔ کمپنی کے ڈائریکٹرز کو سوائے ان کے متعلقہ ڈائریکٹرشپ اور / یا حصص یافتگی کی حد تک اس ایجنڈے میں براہ راست یا بالواسطہ کوئی دلچسپی نہیں ہے۔

آئٹم نمبر 7: ڈائریکٹرز کا معاوضہ

چیف ایگزیکٹو آفیسر، ایگزیکٹو ڈائریکٹرز کے معاوضے، مراعات اور دیگر معاون فوائد کیلئے اور نان ایگزیکٹو / آزاد ڈائریکٹرز کی فیس بشمول بورڈنگ، لاجنگ اور سفری اخراجات کی حقیقی بنیاد پر کمپنی کی پالیسی کے تحت ادائیگی کیلئے ایوان کی منظوری درکار ہوگی۔

کمپنی کے ڈائریکٹرز مذکورہ بالا خصوصی قرارداد میں صرف کمپنی کے حصص یافتگان یا ڈائریکٹرز کی حیثیت تک دلچسپی رکھتے ہیں۔

دی یونائیٹڈ انشورنس کمپنی آف پاکستان لمیٹڈ

پیکرا (PACRA) اور وی آئی ایس (VIS) کی جانب سے AA+ قرار شدہ

نوٹس برائے تریسٹھواں سالانہ اجلاس عام

پتہ کی تبدیلی (اگر کوئی ہے)

حصص یافتگان سے درخواست کی جاتی ہے کہ ان کے رجسٹرڈ پتہ میں کسی بھی تبدیلی سے کمپنی کے شیئرز رجسٹرار میسرز ایف ڈی رجسٹرار سروسز (پرائیویٹ) لمیٹڈ، آفس نمبر 1705، 17 ویں منزل صائمہ ٹریڈ ٹاور-A، آئی آئی چندریگر روڈ کراچی۔ 74000 کو فوری طور پر مطلع کریں۔

فزیکل شیئرز کی سی ڈی ی اکاؤنٹ میں ادائیگی

کمپنیز ایکٹ مجریہ 2017 کی دفعہ 72 کے تحت ہر موجودہ کمپنی اس بات کی پابند ہے کہ کمیشن کی جانب سے مخصوص کردہ تاریخ اور اس کی مدت جو کہ ایکٹ کے آغاز سے چار سال سے زائد نہ ہو، اپنے تمام فزیکل شیئرز کو ایک انٹری کے ساتھ تبدیل کرے۔

فزیکل حصص یافتگی رکھنے والے حصص یافتگان سی ڈی ی کا ذیلی اکاؤنٹ کسی بھی بروکر کے ساتھ کھولیں یا ایس ڈی سی کیساتھ براہ راست نوٹسٹر کاؤنٹ کھولنے کا مشورہ دیا جاتا ہے تاکہ وہ اپنے فزیکل شیئرز کو اسکرپٹ لیس شکل میں رکھیں۔

سالانہ مالیاتی گوشواروں کی بذریعہ ای میل ترسیل

سیکیورٹیز اینڈ ایکسچینج کمیشن آف پاکستان (ایس ای سی پی) نے اپنے نوٹیفکیشن بجوالد ایس آر او نمبر (1) 787 سال 2014 تاریخ 8 ستمبر 2014 میں کمپنیوں کو ای میل کے ذریعے اپنے ممبران کو سالانہ اجلاس عام کا نوٹس بشمول آڈٹ شدہ مالیاتی گوشوارے ترسیل کرنے کی اجازت دیدی ہے جس کے مطابق ممبران سے استدعا ہے کہ وہ بذریعہ ای میل آڈٹ شدہ مالیاتی گوشواروں اور ای میل نوٹس کی موصولی کیلئے اپنی رضامندی اور ای میل ایڈریس فراہم کر دیں۔ اس سہولت سے فائدہ اٹھانے کیلئے کمپنی کی ویب سائٹ www.theunitedinsurance.com پر دستیاب اسٹینڈرڈ درخواست فارم پر کر کے اپنے شناختی کارڈ کی کاپی/ پاسپورٹ کے ساتھ کمپنی کے شیئرز رجسٹرار کو ارسال کر دیں۔

برائے کرم نوٹ کر لیں کہ ڈاک کے ذریعے سالانہ مالیاتی گوشوارے وصول کرنے کے بجائے ای میل ایڈریس دینا اختیاری ہے۔ اگر آپ اس سہولت سے فائدہ نہیں اٹھانا چاہتے تو براہ کرم اس نوٹس کو نظر انداز کر دیں۔

ایس ای سی پی کے نوٹیفکیشن (ایس آر او (1) 1196/2019) تاریخ 3 اکتوبر 2019 کی تعمیل میں کمپنی کے مالیاتی حسابات کمپنی کی ویب سائٹ www.theunitedinsurance.com پر دستیاب ہیں۔

بینی فیشل اونر شپ کی تفصیلات

کارپوریٹ اداروں / قانونی افراد کی توجہ ایس ای سی پی کے سرکلر نمبر 16 اور 20 تاریخ 2018 کی طرف مبذول کرائی جاتی ہے۔

متعلقہ حصص یافتگان (کارپوریٹ اداروں / قانونی افراد) کو مشورہ دیا جاتا ہے کہ وہ حتمی بینی فیشل اونرز سے متعلق معلومات اور/یا دیگر معلومات جو ایس ای سی پی کے مذکورہ سرکلرز میں درج ہیں کمپنی کے شیئرز رجسٹرار کو فراہم کریں۔

کمپنیز ایکٹ مجریہ 2017 کی دفعہ (3) 134 کے تحت مادی حقائق

کے تناظر میں اسٹیٹمنٹ

اس اسٹیٹمنٹ میں مورخہ 29 اپریل 2023 کو منعقد ہونے والے کمپنی کے سالانہ اجلاس عام میں "خصوصی امور" سے متعلق لین دین کے ٹھوس حقائق شامل کئے گئے ہیں۔ کمپنی کے ممبران کی منظوری کیلئے یہ مطالبہ کیا جائے گا کہ:

دی یونائیٹڈ انشورنس کمپنی آف پاکستان لمیٹڈ

پیکرا (PACRA) اور وی آئی ایس (VIS) کی جانب سے AA+ قرار شدہ

نوس برائے تریسٹھواں سالانہ اجلاس عام

صرف وہی افراد سالانہ اجلاس عام میں شرکت اور ووٹ دینے کے اہل ہوں گے جن کے نام 20 اپریل، 2023 کو کمپنی کے رجسٹر آف ممبرز میں درج ہوں گے۔

منافع منقسمہ پر ود ہولڈنگ ٹیکس

انکم ٹیکس آرڈیننس 2001ء کی دفعہ 150 کے تحت منافع منقسمہ کی ادائیگی پر انکم ٹیکس منہا کرنے کی شرح حسب ذیل کردی گئی ہے:

1- ایکٹو ٹیکس دہندگان کی فعال فہرست (ATL) میں شامل افراد کیلئے 15 فیصد

2- ایکٹو ٹیکس دہندگان کی فعال فہرست (ATL) میں غیر رجسٹرڈ افراد کیلئے 30 فیصد

ایسے اراکین جن کے نام ایف بی آر کی ویب سائٹ پر موجود فعال ٹیکس دہندگان کی لسٹ (ATL) میں نہیں ہے، انہیں مشورہ دیا جاتا ہے کہ وہ مستقبل میں منافع منقسمہ کی ادائیگی پر ٹیکس کی زیادہ شرح سے کٹوتی سے بچنے کیلئے اپنا نام ATL میں شامل کرائیں۔

جوائنٹ اکاؤنٹ کی صورت میں ہر اکاؤنٹ ہولڈر کے فائلر یا نان فائلر ہونے کی صورت میں ان کے نقد منافع میں سے ٹیکس ہر جوائنٹ ہولڈر کے حصص کی بنیاد پر ٹیکس کاٹ لیا جائے گا۔ اس ضمن میں حصص یافتگان کی طرف سے شیئر رجسٹر اراکین کو برائے حساب ذیل مطلع کرنا لازمی ہے بصورت دیگر ہر جوائنٹ ہولڈر کو مساوی حصص کے حامل سمجھا جائے گا۔

انکم ٹیکس / زکوٰۃ کی کٹوتی سے استثنیٰ

وہ اراکین جو ٹیکس کٹوتی سے استثنیٰ چاہتے ہیں یا کم شرح پر ٹیکس کٹوتی کے اہل ہیں، ان سے درخواست ہے کہ وہ تازہ ٹیکس ایگزیشن ٹیٹولیکٹ یا ضروری دستاویز ثبوت جمع کرائیں۔ وہ اراکین جو نقد منافع میں زکوٰۃ کی کٹوتی نہیں چاہتے، ان سے بھی زکوٰۃ کی عدم کٹوتی کا اعلامیہ جمع کرانے کی درخواست کی جاتی ہے۔

الیکٹرانک طور پر نقد منافع کی ادائیگی (لازمی)

کمپنیز ایکٹ مجریہ 2017ء کی دفعہ 242 کے تحت ایک لسٹڈ کمپنی کیلئے لازمی ہے کہ اپنے حصص یافتگان کو نقد منافع منقسمہ صرف بذریعہ الیکٹرونک طریقہ کار براہ راست ان کے متعلقہ بینک اکاؤنٹ میں ادا کریں۔ براہ راست اپنے بینک اکاؤنٹ میں منافع منقسمہ وصول کرنے کیلئے حصص یافتگان سے الیکٹرونک کریڈٹ مینڈیٹ فارم (اگر پہلے فراہم نہیں کیا گیا) پُر کرنے کی گزارش ہے۔ مذکورہ فارم کمپنی کی ویب سائٹ پر دستیاب ہے۔ فزیکل شیئرز کی صورت میں اس کو مکمل اور دستخط کر کے سی این آئی سی کی کاپی کے ہمراہ کمپنی کے شیئرز رجسٹر ایمسرز ایف ڈی شیئرز رجسٹر اراکین (پرائیویٹ) لمیٹڈ کو ارسال کر دیں۔ سی ڈی سی شیئرز کی صورت میں ای ڈی یو ایڈنڈ فارم براہ راست شیئر ہولڈر کے بروکر پارٹنر پیٹ / سی ڈی سی اکاؤنٹ سروسز کو ارسال کریں۔

تازہ سی این آئی سی جمع کرانا

ایس ای سی پی کی ہدایات کی تعمیل میں جن ممبران نے ابھی تک اپنے سی این آئی سی شیئرز رجسٹر کے پاس جمع نہیں کرائے، ان کے منافع منقسمہ روکے جاسکتے ہیں۔ فزیکل حصص یافتگی والے تمام حصص یافتگان سے درخواست ہے کہ جتنی جلدی ہو سکے تازہ شناختی کارڈ، اگر پہلے فراہم نہیں کیے، کی نقول کمپنی کے شیئر رجسٹرار کے پاس جمع کرائیں۔

غیر دعویٰ شدہ منافع منقسمہ

ایسے حصص یافتگان جو کسی بھی وجہ سے اپنا منافع منقسمہ کا دعویٰ نہیں کر سکے، اگر کوئی ہے، انہیں اپنے غیر دعویٰ شدہ منافع منقسمہ کے حصول / معلومات کیلئے شیئر رجسٹرار سے رابطہ کرنے کا مشورہ دیا جاتا ہے۔

کمپنیز ایکٹ 2017ء کے سیکشن 244 کی تعمیل میں تمام مروجہ طریقہ کار کی تکمیل کے بعد ایسے تمام منافع منقسمہ جو اجراء کی تاریخ سے تین سال یا زائد عرصہ کیلئے غیر ادا شدہ ہیں غیر دعویٰ ہونے کی صورت میں وفاقی حکومت کے حوالے کر دیے جائیں گے۔

دی یونائیٹڈ انشورنس کمپنی آف پاکستان لمیٹڈ

پیکرا (PACRA) اور وی آئی ایس (VIS) کی جانب سے AA+ قرار شدہ

نوٹس برائے تریسٹھواں سالانہ اجلاس عام

8 چیئرمین کی اجازت سے پیش کردہ دیگر کارروائی کی انجام دہی۔

کمپنیز ایکٹ مجریہ 2017 کی دفعہ (3) 134 کے تحت ٹھوس شواہد کی اسٹیٹمنٹ بحوالہ خصوصی قرارداد شامل کردہ ایجنڈا آئٹم نمبر 6، 5 اور 7 اجلاس کے نوٹس کے ساتھ منسلک ہے۔

بحکم بورڈ



اطہرے خان

(کمپنی سیکریٹری)

کراچی

17 اپریل، 2023

نوٹس

شیئر ٹرانسفر بکس کی بندش

کمپنی کے اراکین کارجنٹ اور شیئر ٹرانسفر بکس مورخہ 21 اپریل، 2023 تا 29 اپریل 2023 (بشمول دونوں ایام) بند رہیں گے۔

کمپنی کے رجسٹرار میسرز ایف ڈی رجسٹرار سروسز (پرائیویٹ) لمیٹڈ۔ دفتر نمبر 1705، 17 ویں منزل، صائمہ ٹریڈ سینٹر، آئی آئی چندریگر کراچی کو بروز جمعرات مورخہ 20 اپریل، 2023 کو کاروباری اوقات کار کے اختتام سے قبل موصول ہونے والی منتقلیاں کسی بھی حق کے مقصد اور اجلاس میں شرکت اور رائے دہی کیلئے بروقت تصور کی جائیں گی۔

اجلاس میں شرکت کیلئے ویڈیولنک کی سہولت

سیکورٹیز اینڈ ایس چینج کمیشن آف پاکستان (ایس ای سی پی) نے سرکلر نمبر 6 بتاریخ 3 مارچ، 2021 کے ذریعے کمپنیوں کو اجازت دی ہے کہ وہ حصص یافتگان کیلئے سالانہ اجلاس عام میں فیزیکل شرکت کے ساتھ ساتھ ویڈیولنک کی سہولت کے ذریعے بھی شرکت کا انتظام کرے۔

ویڈیولنک کے ذریعے اے جی ایم میں شرکت کیلئے اراکین سے درخواست ہے کہ وہ athar.khan@theunitedinsurance.com پر رجسٹریشن فار یونائیٹڈ انشورنس کمپنی آف پاکستان لمیٹڈ۔ اے جی ایم کے موضوع کے ساتھ ای میل میں اپنا پورا نام، شناختی کارڈ، فوٹیو ای سی ڈی سی اکاؤنٹ نمبر، درست ای میل ایڈریس، موبائل نمبر اور حصص کی تعداد اور کمپیوٹرائزڈ قومی شناختی کارڈ (سی این آئی سی) کی دوطرف سے نقل ارسال کریں۔ ویڈیولنک اور لاگ ان کی تفصیلات ان اراکین کو بتائی جائیں گی جن کی مطلوبہ تفصیلات پر مشتمل ای میل اے جی ایم کے انعقاد سے 48 گھنٹے قبل موصول ہوں گی۔

نامزدکن جو اجلاس میں شرکت اور رائے دہی کا اہل ہو وہ کسی دوسرے کو اجلاس میں شرکت اور رائے دہی کیلئے اپنا پراکسی مقرر کر سکتا ہے۔ پراکسی کی تقریریں کمپنی کے رجسٹرڈ دفتر کو اجلاس کے انعقاد سے 48 گھنٹے قبل موصول ہو جانی چاہیں۔ پراکسی فارم رپورٹ کے اختتام پر منسلک ہے اور کمپنی کی ویب سائٹ www.theunitedinsurance.com پر ڈاؤن لوڈنگ کے لئے دستیاب ہے

سی ڈی سی اکاؤنٹ ہولڈرز کو اجلاس میں شرکت کے وقت شناخت کے مقصد کیلئے اپنا اصل شناختی کارڈ دکھانا ہوگا۔ کاروباری ادارے کی صورت میں بورڈ آف ڈائریکٹرز کی قرارداد یا پاور آف اٹارنی کی مصدقہ کاپی جس پر نامزد پراکسی کا نام اور دستخط کے نمونے درج ہو، اجلاس کے وقت پیش کرنی ہوں گی۔

دی یونائیٹڈ انشورنس کمپنی آف پاکستان لمیٹڈ

پیکرا (PACRA) اور وی آئی ایس (VIS) کی جانب سے AA+ قرار شدہ

نوٹس برائے تریسٹھواں سالانہ اجلاس عام

بذریعہ نوٹس ہذا مطلع کیا جاتا ہے کہ دی یونائیٹڈ انشورنس کمپنی آف پاکستان لمیٹڈ کے حصص یافتگان کا تریسٹھواں سالانہ اجلاس عام بروز ہفتہ 29 اپریل، 2023 صبح 10:30 بجے (ویڈیولنک کے ذریعے) بمقام پاکستان اسٹاک ایکسچینج، آڈیٹوریم کراچی میں درج ذیل امور کی انجام دہی کیلئے منعقد کیا جائیگا۔

عمومی امور

- 1 23 اپریل، 2022 کو منعقدہ کمپنی کے باسٹھواں سالانہ اجلاس عام کی کارروائی کی توثیق۔
- 2 31 دسمبر 2022 کو ختم ہونے والے سال کیلئے کمپنی کے سالانہ آڈٹ شدہ حسابات بمعہڈائریکٹرز اور آڈیٹرز کی رپورٹس کی وصولی، غور و خوض اور منظوری۔
- 3 بورڈ آف ڈائریکٹرز کی طرف سے سفارش کردہ 10 فیصد کی شرح یعنی 1 روپے فی حصص کے حتمی منافع منقسمہ کی ادائیگی کی منظوری اور اس کے ساتھ 31 دسمبر، 2022 کو ختم ہونے والے سال کے لیے ادا شدہ 35 فیصد یعنی 3.50 روپے کے عبوری نقد منافع منقسمہ کی بھی منظوری دینا۔
- 4 31 دسمبر، 2023 کو ختم ہونے والے سال کیلئے کمپنی کے آڈیٹرز کی تقرری اور ان کے مشاہرہ کا تعین۔ موجودہ میسرز آرا ایس ایم اولیس حیدر لیاقت نعمان، چارٹرڈ اکاؤنٹنٹس سبکدوش ہونے اور اہلیت کی بنا پر خود کو دوبارہ تقرری کیلئے پیش کیا۔

خصوصی امور

- 5(a) مورخہ 31 دسمبر 2022 کو ختم ہونے والے سال کیلئے متعلقہ فریقوں کے ساتھ کئے جانے والے لین دین کے معاملات کی توثیق اور منظوری کیلئے مندرجہ ذیل خصوصی قرارداد کی ترمیم یا بلا ترمیم اجازت دینا۔
- قرار پایا کہ 31 دسمبر، 2022 کو ختم ہونے والے سال کے دوران متعلقہ فریقوں کے ساتھ کئے جانے والے لین دین کی روایتی اور نکافل آپریشنز کے نوٹ 32 اور 39 کے مطابق توثیق، منظوری اور تصدیق کی جاتی ہے۔
- 5(b) کمپنی کے بورڈ آف ڈائریکٹرز کو یہ اختیار دیا جاتا ہے کہ مورخہ 31 دسمبر 2023 کو ختم ہونے والے مالی سال کیلئے متعلقہ فریقوں کے ساتھ لین دین کی انجام دہی کی منظوری کیلئے مندرجہ ذیل خصوصی قرارداد کی ترمیم یا بلا ترمیم اجازت دینا۔
- قرار پایا کہ کمپنی کے بورڈ آف ڈائریکٹرز مورخہ 31 دسمبر 2023 کو ختم ہونے والے مالی سال کیلئے متعلقہ فریقوں کے ساتھ ہر معاملے کے تحت لین دین کی انجام دہی کی منظوری دینے کے مجاز ہیں۔
- 6 سیکورٹیز اینڈ ایکسچینج کمیشن آف پاکستان کی طرف سے 21 مارچ، 2023 کو جاری کردہ ایس آر او 389(1)/2023 کے تحت حصص یافتگان کی درخواست پر کیو آر کوڈ اور ویب لنک یا ہارڈ کاپی (بک فارم) کے ذریعے اپنے اراکین کو سالانہ پڑتال شدہ مالی گوشوارے ارسال کرنے کیلئے حصص یافتگان کی آمدگی حاصل کرنا۔
- قرار پایا کہ کیو آر کوڈ اور ویب لنک یا ہارڈ کاپی (بک فارم) کے ذریعے کمپنی کے سالانہ پڑتال شدہ مالی گوشوارے اراکین کو ارسال کرنے کیلئے دی یونائیٹڈ انشورنس کمپنی آف پاکستان لمیٹڈ کے اراکین کی آمدگی اور اجازت دی جاتی ہے
- 7 بورڈ اور اس کی کمیٹیوں کے اجلاس میں شرکت کیلئے ایگزیکٹو ڈائریکٹر (بشمول چیف ایگزیکٹو آفیسر) کے معاوضہ اور نان ایگزیکٹو / آزاد ڈائریکٹرز کی فیس پر غور اور منظوری دینا۔
- قرار پایا کہ چیف ایگزیکٹو آفیسر، ایگزیکٹو ڈائریکٹرز کے معاوضے، مراعات اور دیگر معاون فوائد کیلئے اور نان ایگزیکٹو / آزاد ڈائریکٹرز کی فیس بشمول بورڈنگ، لاجنگ اور سفری اخراجات کی حقیقی بنیاد پر کمپنی کی پالیسی کے تحت ادائیگی کیلئے اجازت دی جاتی ہے۔

PROXY FORM

The United Insurance Company of Pakistan Limited

204, 2nd Floor, Madina City Mall, Abdullah Haroon Road, Saddar Karachi.

I / We _____ of _____
being a member of The United Insurance Company of Pakistan Limited and a holder of _____
ordinary shares, as per Share Register Folio No. _____ and / or CDC Participant I.D. No. _____
_____ and sub Account No. _____ hereby appoint (Name) _____
of _____ or failing him/her (Name) of _____

who are also members of The United Insurance Company of Pakistan Limited as my/our proxy to vote for me/us and on my/our behalf at the Annual General Meeting of the Company to be held on April 29, 2023, 10:30 am at Pakistan Stock Exchange Auditorium, 3rd Floor, PSX Building, Karachi and at any adjournment thereof.

Signed this _____ day of 2023.

WITNESS:

1. Signature: _____

Name: _____

Address: _____

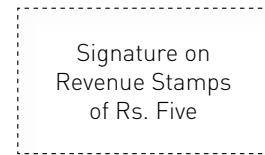
CNIC or Passport No: _____

2. Signature: _____

Name: _____

Address: _____

CNIC or Passport No: _____



Signature should agree with specimen signature with the company

Note:

1. Signature should agree with the specimen signature registered with the company.
2. The Proxy Form must be deposited at the Registered Office of the Company not later than 48 hours before the time of holding the Meeting.
3. No person shall act as proxy unless he/she is a member of the company.
4. CDC account holders will further have to follow the under mentioned guidelines as laid down in circular No. 1 dated 26 January 2000 of the Securities & Exchange Commission of Pakistan for appointing proxies.
 - i. In case of individuals, the account holder or sub-account holder and/or the person whose securities are in group account and their registration details are uploaded as per the Regulations, shall submit the proxy form as per the above requirement.
 - ii. The Proxy form shall be witnessed by two persons whose names, addresses and CNIC numbers shall be mentioned on the form.
 - iii. Attested copies of CNIC or the passport of the beneficial owners and the proxy shall be furnished with the proxy form.
 - iv. The proxy shall produce his original CNIC or original passport at the time of meeting.
 - v. In case of a corporate entity, the Board of Directors' resolution/power of attorney with specimen signatures of the proxy holder shall be submitted (unless it has been provided earlier) alongwith proxy form to the Company.

پراکسی فارم

یونائیٹڈ انشورنس کمپنی آف پاکستان لمیٹڈ
۲۰۰۴، دوسری منزل، مدینہ سٹی مال، عبداللہ ہارون روڈ، صدر کراچی۔

میں / ہم _____ ساکن _____ بحیثیت رکن دی
یونائیٹڈ انشورنس کمپنی آف پاکستان لمیٹڈ اور حامل عام حصص، بمطابق شیئر رجسٹر فولیو نمبر _____ اور / یا سی ڈی سی
پارٹیسپینٹ (شرکت) آئی۔ ڈی نمبر _____ اور سب اکاؤنٹ (ذیلی کھاتہ)
نمبر _____ محترم / محترمہ _____ کو اپنے / ہمارے ایما پر بروز ہفتہ مورخہ
29 اپریل، 2023 کو صبح 10:30 بجے بمقام پاکستان اسٹاک ایکسچینج آڈیٹوریم، تیسری منزل، پی ایس ایکس بلڈنگ، کراچی میں منعقد ہونے والے کمپنی کے سالانہ
اجلاس عام میں حق رائے دہی استعمال کرنے یا کسی بھی التواء کی صورت اپنا / ہمارا نائب مقرر کرتا ہوں / کرتے ہیں۔

آج بروز _____ تاریخ _____ 2023 کو دستخط کئے گئے۔

گواہان:

دستخط اور پانچ روپے مالیت کارسیری ٹکٹ
دستخط کمپنی کے نمونہ دستخط سے مماثل ہونے چاہئیں

1- دستخط: _____

نام: _____

پتہ: _____

کمپیوٹرائزڈ قومی شناختی کارڈ یا پاسپورٹ نمبر:

2- دستخط: _____

نام: _____

پتہ: _____

نوٹ:

- 1- ممبر کی دستخط وہی ہونی چاہیے جو پہلے سے کمپنی کے رجسٹر میں موجود ہے۔
- 2- ایک ممبر (رکن) جو اجلاس میں شرکت اور ووٹ دینے کا مجاز ہو، اپنی جگہ کسی اور شخص کو بطور نائب شرکت کرنے اور ووٹ دینے کا حق تفویض کر سکتا ہے۔
- 3- ایک ممبر (رکن) جو اجلاس میں شرکت نہیں کر سکتا، وہ اس فارم کو مکمل کرے اور دستخط کرنے کے بعد اجلاس شروع ہونے سے کم از کم 48 گھنٹے قبل کمپنی سیکریٹری، یونائیٹڈ انشورنس کمپنی آف پاکستان لمیٹڈ اور رجسٹر آفس 204 مدینہ سٹی مال عبداللہ ہارون روڈ، صدر بازار کراچی کے پتے پر ارسال کر دے۔
- 4- سی ڈی سی شیئر ہولڈر ہونے کی صورت میں درج بالا کے علاوہ ذیل میں درج ہدایات پر بھی عمل کرنا ہوگا:
 - (الف) فرد ہونے کی صورت میں، اکاؤنٹ ہولڈر یا سب اکاؤنٹ ہولڈر اور/یا وہ فرد جس کی سیکوریٹیز گروپ اکاؤنٹ میں ہوں اور ان کی رجسٹریشن کی تفصیلات قواعد و ضوابط کے مطابق اپ لوڈ ہوں، انہیں کمپنی کی جانب سے دی گئی ہدایات کی روشنی میں پر کسی فارم جمع کرانا ہوگا۔
 - (ب) مختار نامے پر بطور گواہان دو افراد کے دستخط ہونے چاہئیں اور ان کے نام، پتے اور کمپیوٹرائزڈ قومی شناختی کارڈ نمبرز فارم پر درج ہوں۔
 - (ج) سینیفیشل اوٹرز (مستفید ہونے والے فرد) کے کمپیوٹرائزڈ قومی شناختی کارڈ یا پاسپورٹ کی مصدقہ نقول بھی منسلک کرنی ہوگی جسے نائب مختار نامے کے ہمراہ پیش کرے گا۔
 - (د) اجلاس کے وقت نائب کو اپنا اصل کمپیوٹرائزڈ قومی شناختی کارڈ یا اصل پاسپورٹ پیش کرنا ہوگا۔
 - (ه) کارپوریٹ ادارہ ہونے کی صورت میں بحیثیت ممبر (رکن)، بورڈ آف ڈائریکٹرز کی قرارداد/ مع نامزد کردہ شخص/ اثرائتی کے نمونہ دستخط پاور آف اثرائتی (اگر پہلے فراہم نہ کئے گئے ہوں) پر کسی فارم (مختار نامے) کے ہمراہ کمپنی میں جمع کرنا ہوگا۔



UIG HOUSE

1-Upper Mall, Lahore
UAN: (92-42) 111-000-014
T: (92-42) 35776475-85
F: (92-42) 35776486-87
E: uicp@theunitedinsurance.com